



Thomas Farms Rc Murray Bridge-Professional-2025-08-02

Race 2: Thomas Farms Maiden Plate - 1200m

02 August 2025 - 12:33PM

Track Rating: Soft 6, Weather: Fine, Rail Position: +3m 1200m Chute, True Remainder



Section Field Times							Overall	L1000	L800	L600	L400	L200		
							1:12.00 (0:13.99)	0:58.01 (0:10.98)	0:47.03 (0:11.27)	0:35.76 (0:11.55)	0:24.21 (0:11.77)	0:12.44 (0:12.44)		
Position	#	Horse/Jockey	Barrier	Top Speed [km/h]	Fastest Section	First 400m							Margin	Distance Travelled From Winner [m]
1	13	STOLEN KISS	10	66.8	0:11.00	0:25.54	1:12.00	0:57.46 [11]	0:46.46 [9]	0:35.21 [9]	0:23.90 [5]	0:12.44 [1]	1:12.00	
		Jacob Opperman		1200-1000	1000-800		(0:14.54)	(0:11.00)	(0:11.25)	(0:11.31)	(0:11.46)	(0:12.44)		
2	8	BROADBEACH MISS	2	66.4	0:10.98	0:24.97	1:12.09	0:58.10 [1]	0:47.12 [1]	0:35.85 [1]	0:24.30 [1]	0:12.47 [2]	0.52L	-4
		Lachlan Neindorf		1200-1000	1000-800		(0:13.99)	(0:10.98)	(0:11.27)	(0:11.55)	(0:11.83)	(0:12.47)		
3	3	NICALOHA	4	65.7	0:11.08	0:25.40	1:12.09	0:57.77 [8]	0:46.69 [8]	0:35.23 [10]	0:23.71 [8]	0:12.29 [3]	0.55L	-4
		Kayla Crowther		1200-1000	1000-800		(0:14.32)	(0:11.08)	(0:11.46)	(0:11.52)	(0:11.42)	(0:12.28)		
4	14	SUPREME VALKYRIE	3	66.7	0:10.99	0:25.04	1:12.29	0:58.24 [3]	0:47.25 [3]	0:35.97 [3]	0:24.28 [2]	0:12.42 [4]	1.77L	-3
		Jason Holder		1200-1000	1000-800		(0:14.05)	(0:10.99)	(0:11.28)	(0:11.69)	(0:11.86)	(0:12.42)		
5	15	BELLEZZE	12	66.2	0:11.10	0:25.85	1:12.33	0:57.58 [12]	0:46.48 [13]	0:35.19 [14]	0:23.50 [14]	0:12.19 [11]	2.05L	+4
		Matthew Chadwick		1000-800	1000-800		(0:14.75)	(0:11.10)	(0:11.28)	(0:11.69)	(0:11.31)	(0:12.19)		
6	10	KISS AND KABOOM	14	67.7	0:10.77	0:25.94	1:12.33	0:57.16 [14]	0:46.39 [14]	0:35.24 [13]	0:23.76 [11]	0:12.25 [6]	2.06L	+1
		Teagan Voorham		1200-1000	1000-800		(0:15.17)	(0:10.77)	(0:11.15)	(0:11.48)	(0:11.51)	(0:12.25)		
7	2	JEWELS CAPTAIN	13	67.2	0:10.83	0:25.70	1:12.34	0:57.47 [13]	0:46.64 [12]	0:35.33 [12]	0:23.73 [12]	0:12.21 [9]	2.09L	-4
		Connor Murtagh		1200-1000	1000-800		(0:14.87)	(0:10.83)	(0:11.31)	(0:11.60)	(0:11.52)	(0:12.21)		
8	7	TYGA TASTE	8	65.7	0:11.08	0:25.34	1:12.36	0:58.10 [6]	0:47.02 [7]	0:35.67 [7]	0:23.85 [9]	0:12.23 [8]	2.23L	+3
		Todd Pannell		1200-1000	1000-800		(0:14.26)	(0:11.08)	(0:11.35)	(0:11.82)	(0:11.62)	(0:12.23)		
9	4	NOW EAST	5	66.5	0:10.95	0:24.99	1:12.58	0:58.54 [2]	0:47.59 [2]	0:36.33 [2]	0:24.53 [4]	0:12.49 [7]	3.63L	-2
		Rochelle Milnes		1200-1000	1000-800		(0:14.04)	(0:10.95)	(0:11.26)	(0:11.80)	(0:12.04)	(0:12.49)		
10	1	FRONTPOINT	11	66.5	0:11.17	0:25.57	1:12.59	0:58.18 [10]	0:47.01 [11]	0:35.82 [8]	0:24.07 [10]	0:12.45 [12]	3.67L	+3
		Emily Finnegan		1000-800	1000-800		(0:14.41)	(0:11.17)	(0:11.19)	(0:11.75)	(0:11.62)	(0:12.45)		

Scratched: Tour De Moon (#6), Machinegun Mike (#16), It's Only Magic (#17), Belle From Hell (#18)

Report Created: Sat 02 August 2025 13:30:07 GMT+10 (Note: Timing is based on positional data)

Page 1/16

[] Position in running at each section and finish
-:-:- No data available at this section
NA No data available
Saddle cloth number
DNF Did not finish
DNT Did not track
Background shading for fastest section



Thomas Farms Rc Murray Bridge-Professional-2025-08-02

Race 2: Thomas Farms Maiden Plate - 1200m

02 August 2025 - 12:33PM

Track Rating: Soft 6, Weather: Fine, Rail Position: +3m 1200m Chute, True Remainder



Section

Field Times

Overall

1:12.00

(0:13.99)

L1000

0:58.01

(0:10.98)

L800

0:47.03

(0:11.27)

L600

0:35.76

(0:11.55)

L400

0:24.21

(0:11.77)

L200

0:12.44

(0:12.44)

Position	#	Horse/Jockey	Barrier	Top Speed [km/h]	Fastest Section	First 400m	Overall	L1000	L800	L600	L400	L200	Margin	Distance Travelled From Winner [m]
11	12	MONDELLO	9	65.4	0:11.17	0:25.56	1:12.75	0:58.36 [9]	0:47.19 [10]	0:35.85 [11]	0:24.09 [13]	0:12.36 [14]	4.64L	+3
		Taylor Johnstone		1000-800	1000-800		(0:14.39)	(0:11.17)	(0:11.34)	(0:11.76)	(0:11.73)	(0:12.36)		
12	11	MIAMI MILLER	6	67.0	0:10.99	0:25.21	1:12.83	0:58.61 [5]	0:47.62 [5]	0:36.25 [5]	0:24.51 [7]	0:12.59 [13]	5.2L	+0
		Emily Pozman		1200-1000	1000-800		(0:14.22)	(0:10.99)	(0:11.37)	(0:11.74)	(0:11.92)	(0:12.59)		
13	9	IROQUAI	7	66.1	0:10.97	0:25.08	1:12.97	0:58.86 [4]	0:47.89 [4]	0:36.63 [4]	0:24.94 [3]	0:12.92 [5]	6.03L	-1
		Ben Price		1200-1000	1000-800		(0:14.11)	(0:10.97)	(0:11.26)	(0:11.69)	(0:12.02)	(0:12.92)		
14	5	TASSORO	1	66.6	0:10.98	0:25.26	1:13.00	0:58.72 [7]	0:47.74 [6]	0:36.42 [6]	0:24.76 [6]	0:12.87 [10]	6.21L	-4
		Jessica Tzaferis		1200-1000	1000-800		(0:14.28)	(0:10.98)	(0:11.32)	(0:11.66)	(0:11.89)	(0:12.87)		

Scratched: Tour De Moon (#6), Machinegun Mike (#16), It's Only Magic (#17), Belle From Hell (#18)

Horse/Jockey Name	STOLEN KISS/Jacob Opperman
Finish Rank	1
Fastest Section Time (Section)	0:11.00 (L1000)
Top Speed [km/h] (Section)	66.8 (Overall)
Race State	Finished



Thomas Farms Rc Murray Bridge-
Professional-2025-08-02

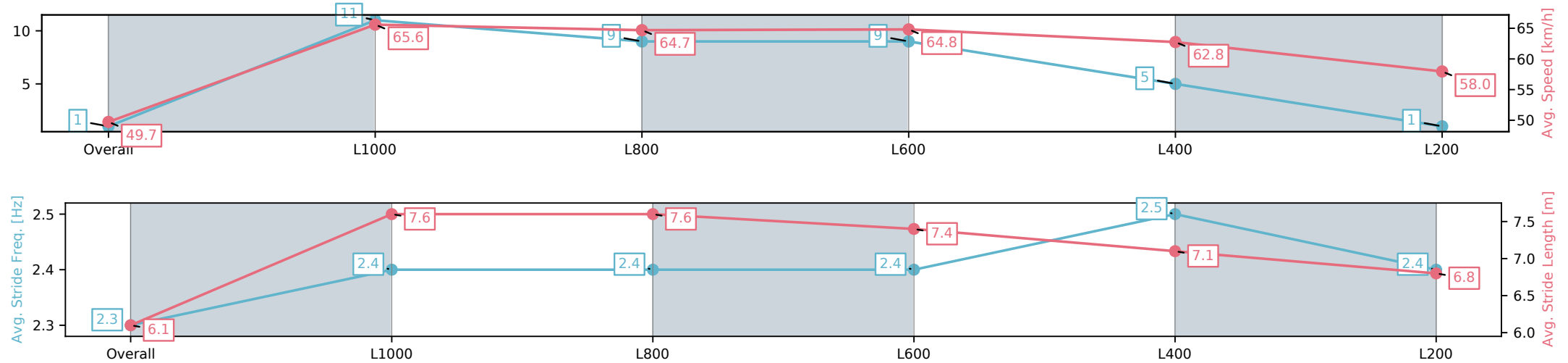
Race 2: Thomas Farms Maiden Plate - 1200m

02 August 2025 - 12:33PM

Track Rating: Soft 6, Weather: Fine, Rail Position: +3m 1200m
Chute, True Remainder



Section	Overall	L1000	L800	L600	L400	L200
Section Times	1:12.00[1] (0:14.54)	0:57.46[11] (0:11.00)	0:46.46[9] (0:11.25)	0:35.21[9] (0:11.31)	0:23.90[5] (0:11.46)	0:12.44[1] (0:12.44)
Average Speed [km/h]	49.7	65.6	64.7	64.8	62.8	58.0
Top Speed [km/h]	64.3	66.8	65.5	65.8	64.9	60.6
Avg. Dist. to Rail [m]	5.9	2.9	4.5	4.8	9.2	10.9
Avg. Stride Freq. [Hz]	2.3	2.4	2.4	2.4	2.5	2.4
Avg. Stride Length [m]	6.1	7.6	7.6	7.4	7.1	6.8



[] Ranking at each section and finish
-:-:- No data available at this section
NA No data available

Horse/Jockey Name	BROADBEACH MISS/Lachlan Neindorf
Finish Rank	2
Fastest Section Time (Section)	0:10.98 (L1000)
Top Speed [km/h] (Section)	66.4 (Overall)
Race State	Finished



Thomas Farms Rc Murray Bridge-
Professional-2025-08-02

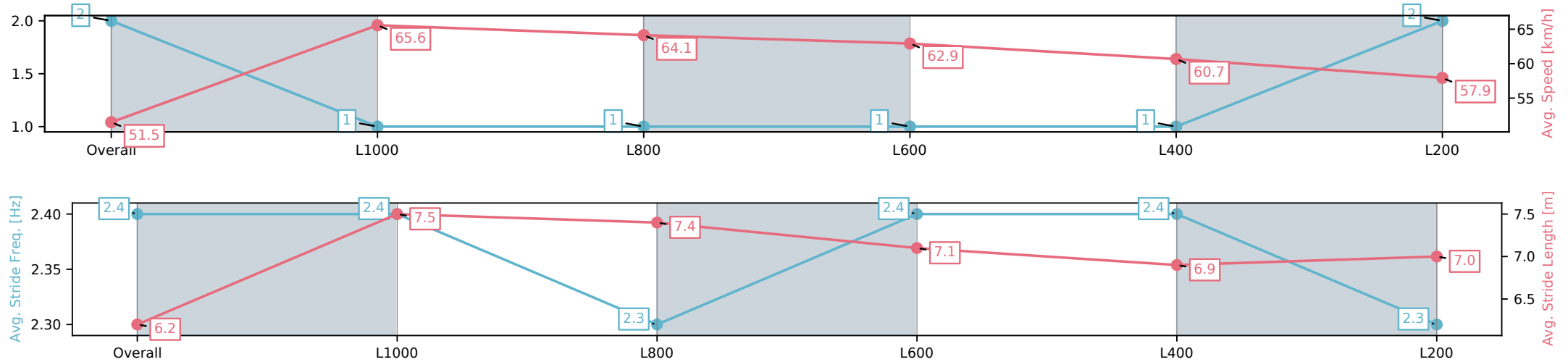
Race 2: Thomas Farms Maiden Plate - 1200m

02 August 2025 - 12:33PM

Track Rating: Soft 6, Weather: Fine, Rail Position: +3m 1200m
Chute, True Remainder



Section	Overall	L1000	L800	L600	L400	L200
Section Times	1:12.09[2] (0:13.99)	0:58.10[1] (0:10.98)	0:47.12[1] (0:11.27)	0:35.85[1] (0:11.55)	0:24.30[1] (0:11.83)	0:12.47[2] (0:12.47)
Average Speed [km/h]	51.5	65.6	64.1	62.9	60.7	57.9
Top Speed [km/h]	66.4	66.4	64.9	63.7	62.1	59.1
Avg. Dist. to Rail [m]	1.1	0.7	2.0	2.0	4.5	5.1
Avg. Stride Freq. [Hz]	2.4	2.4	2.3	2.4	2.4	2.3
Avg. Stride Length [m]	6.2	7.5	7.4	7.1	6.9	7.0



[] Ranking at each section and finish
-:-:- No data available at this section
NA No data available

Horse/Jockey Name	NICALOHA/Kayla Crowther
Finish Rank	3
Fastest Section Time (Section)	0:11.08 (L1000)
Top Speed [km/h] (Section)	65.7 (Overall)
Race State	Finished



Thomas Farms Rc Murray Bridge-
Professional-2025-08-02

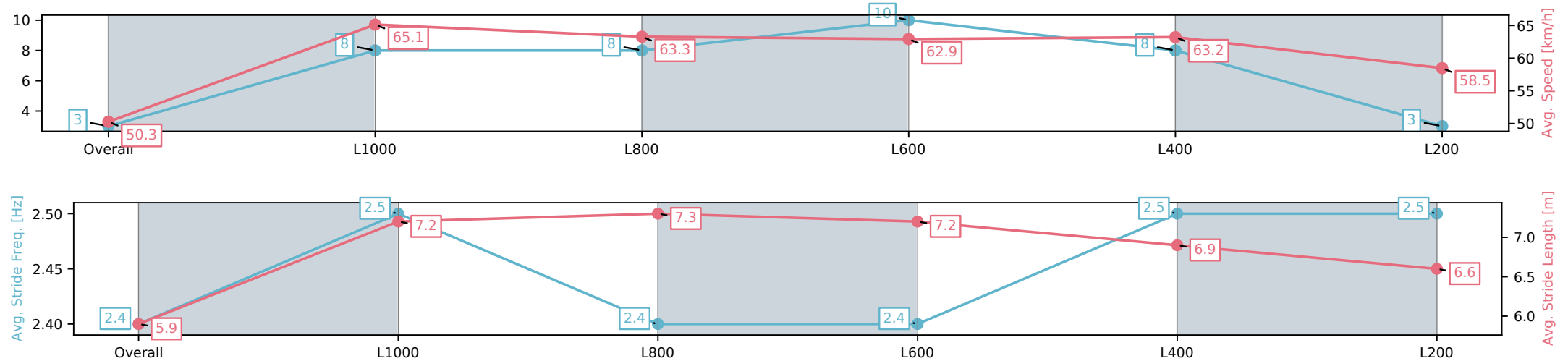
Race 2: Thomas Farms Maiden Plate - 1200m

02 August 2025 - 12:33PM

Track Rating: Soft 6, Weather: Fine, Rail Position: +3m 1200m
Chute, True Remainder



Section	Overall	L1000	L800	L600	L400	L200
Section Times	1:12.09[3] (0:14.32)	0:57.77[8] (0:11.08)	0:46.69[8] (0:11.46)	0:35.23[10] (0:11.52)	0:23.71[8] (0:11.42)	0:12.29[3] (0:12.28)
Average Speed [km/h]	50.3	65.1	63.3	62.9	63.2	58.5
Top Speed [km/h]	65.7	65.6	64.5	64.1	64.0	61.2
Avg. Dist. to Rail [m]	1.0	1.7	3.1	2.4	4.1	6.4
Avg. Stride Freq. [Hz]	2.4	2.5	2.4	2.4	2.5	2.5
Avg. Stride Length [m]	5.9	7.2	7.3	7.2	6.9	6.6



[] Ranking at each section and finish
-:-:- No data available at this section
NA No data available

Horse/Jockey Name	SUPREME VALKYRIE/Jason Holder
Finish Rank	4
Fastest Section Time (Section)	0:10.99 (L1000)
Top Speed [km/h] (Section)	66.7 (Overall)
Race State	Finished



Thomas Farms Rc Murray Bridge-
Professional-2025-08-02

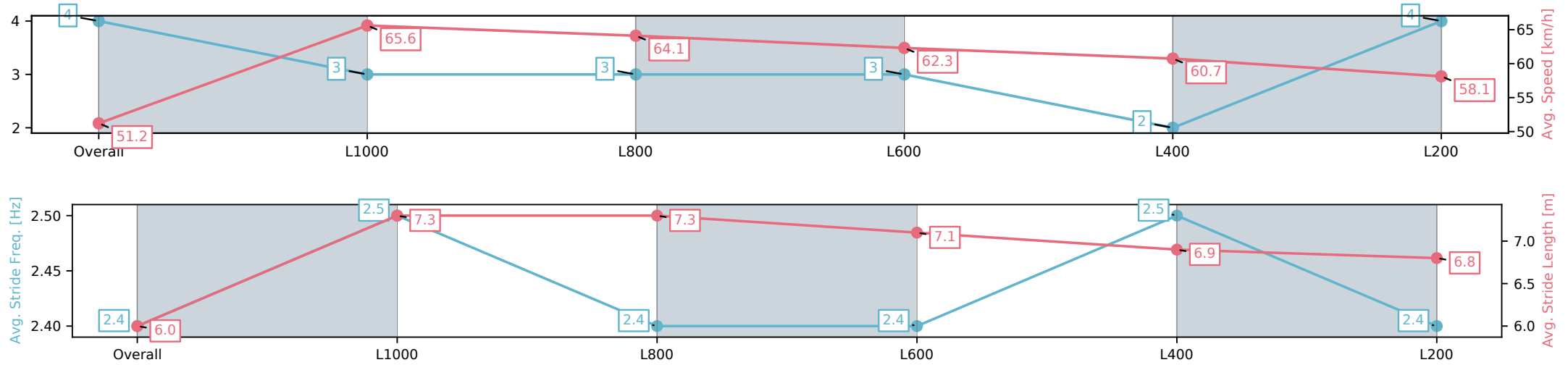
Race 2: Thomas Farms Maiden Plate - 1200m

02 August 2025 - 12:33PM

Track Rating: Soft 6, Weather: Fine, Rail Position: +3m 1200m
Chute, True Remainder



Section	Overall	L1000	L800	L600	L400	L200
Section Times	1:12.29[4] (0:14.05)	0:58.24[3] (0:10.99)	0:47.25[3] (0:11.28)	0:35.97[3] (0:11.69)	0:24.28[2] (0:11.86)	0:12.42[4] (0:12.42)
Average Speed [km/h]	51.2	65.6	64.1	62.3	60.7	58.1
Top Speed [km/h]	65.6	66.7	65.4	63.6	62.8	61.3
Avg. Dist. to Rail [m]	0.6	1.4	3.1	2.7	5.9	8.3
Avg. Stride Freq. [Hz]	2.4	2.5	2.4	2.4	2.5	2.4
Avg. Stride Length [m]	6.0	7.3	7.3	7.1	6.9	6.8



[] Ranking at each section and finish
-:-:- No data available at this section
NA No data available

Horse/Jockey Name	BELLEZZE/Matthew Chadwick
Finish Rank	5
Fastest Section Time (Section)	0:11.10 (L1000)
Top Speed [km/h] (Section)	66.2 (L1000)
Race State	Finished



Thomas Farms Rc Murray Bridge-
Professional-2025-08-02

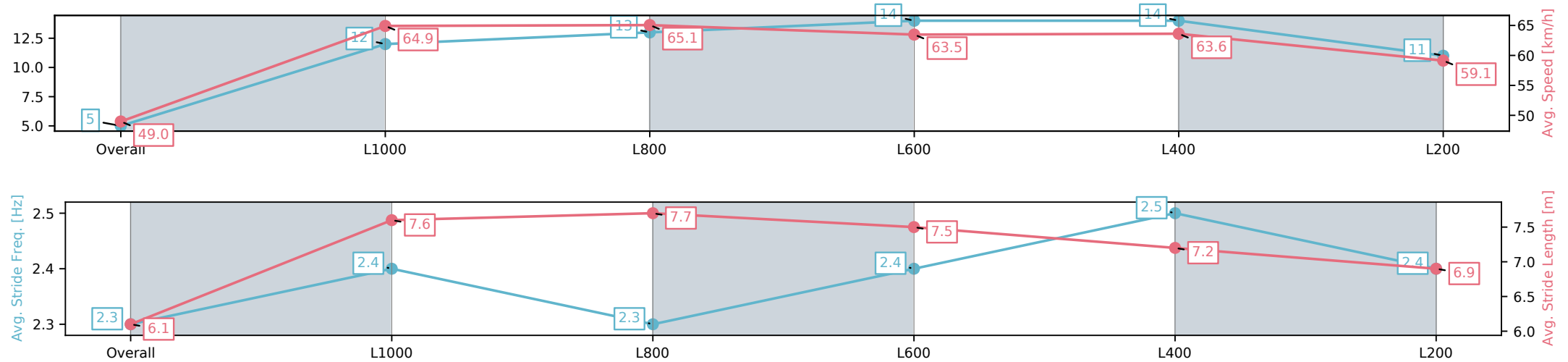
Race 2: Thomas Farms Maiden Plate - 1200m

02 August 2025 - 12:33PM

Track Rating: Soft 6, Weather: Fine, Rail Position: +3m 1200m
Chute, True Remainder



Section	Overall	L1000	L800	L600	L400	L200
Section Times	1:12.33[5] (0:14.75)	0:57.58[12] (0:11.10)	0:46.48[13] (0:11.28)	0:35.19[14] (0:11.69)	0:23.50[14] (0:11.31)	0:12.19[11] (0:12.19)
Average Speed [km/h]	49.0	64.9	65.1	63.5	63.6	59.1
Top Speed [km/h]	63.2	66.0	66.2	64.8	65.5	62.7
Avg. Dist. to Rail [m]	8.5	4.9	7.1	6.6	12.8	14.8
Avg. Stride Freq. [Hz]	2.3	2.4	2.3	2.4	2.5	2.4
Avg. Stride Length [m]	6.1	7.6	7.7	7.5	7.2	6.9



[] Ranking at each section and finish
-:-:- No data available at this section
NA No data available

Horse/Jockey Name	KISS AND KABOOM/Teagan Voorham
Finish Rank	6
Fastest Section Time (Section)	0:10.77 (L1000)
Top Speed [km/h] (Section)	67.7 (Overall)
Race State	Finished



Thomas Farms Rc Murray Bridge-
Professional-2025-08-02

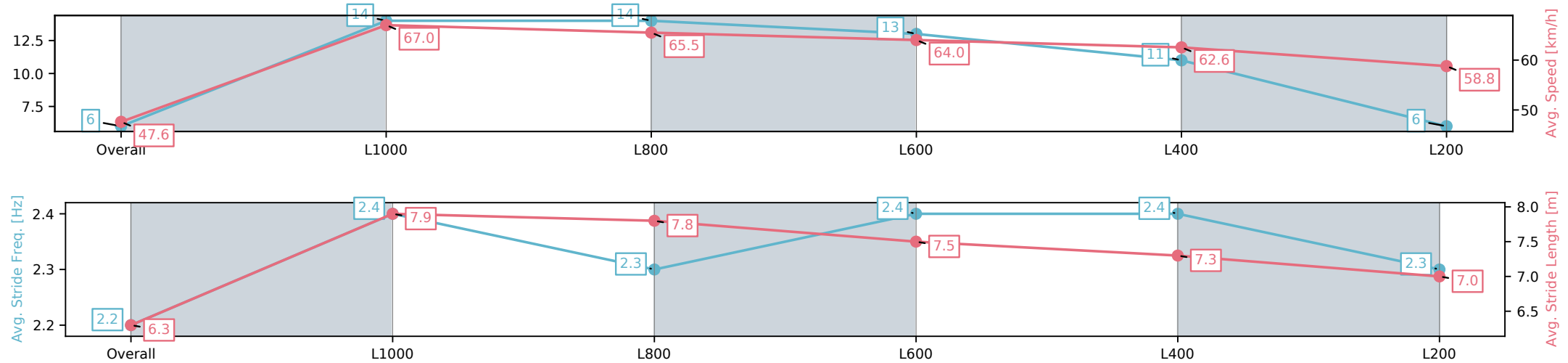
Race 2: Thomas Farms Maiden Plate - 1200m

02 August 2025 - 12:33PM

Track Rating: Soft 6, Weather: Fine, Rail Position: +3m 1200m
Chute, True Remainder



Section	Overall	L1000	L800	L600	L400	L200
Section Times	1:12.33[6] (0:15.17)	0:57.16[14] (0:10.77)	0:46.39[14] (0:11.15)	0:35.24[13] (0:11.48)	0:23.76[11] (0:11.51)	0:12.25[6] (0:12.25)
Average Speed [km/h]	47.6	67.0	65.5	64.0	62.6	58.8
Top Speed [km/h]	65.4	67.7	67.2	65.1	65.3	60.6
Avg. Dist. to Rail [m]	8.7	3.3	5.3	5.3	8.7	9.9
Avg. Stride Freq. [Hz]	2.2	2.4	2.3	2.4	2.4	2.3
Avg. Stride Length [m]	6.3	7.9	7.8	7.5	7.3	7.0



[] Ranking at each section and finish
-:-:- No data available at this section
NA No data available

Horse/Jockey Name	JEWELS CAPTAIN/Connor Murtagh
Finish Rank	7
Fastest Section Time (Section)	0:10.83 (L1000)
Top Speed [km/h] (Section)	67.2 (Overall)
Race State	Finished



Thomas Farms Rc Murray Bridge-
Professional-2025-08-02

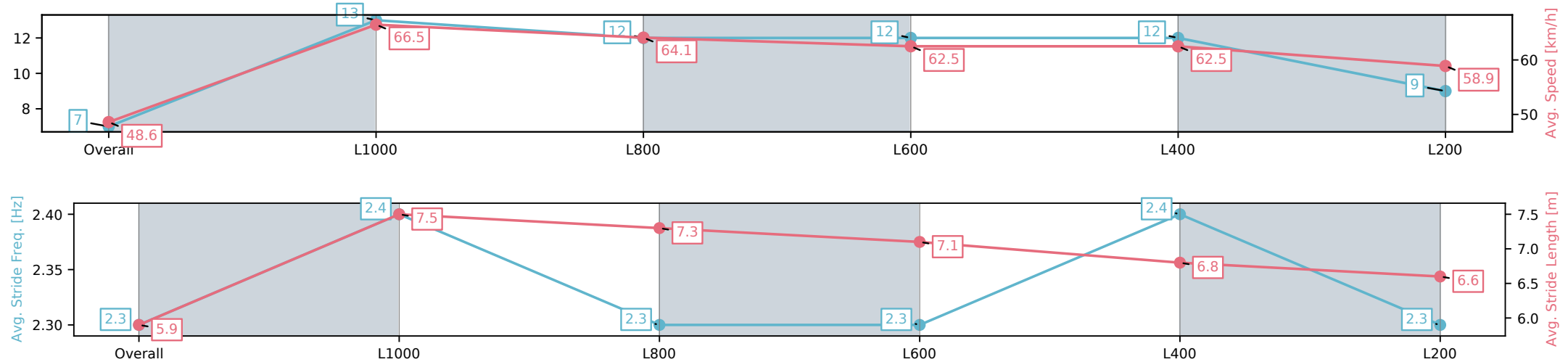
Race 2: Thomas Farms Maiden Plate - 1200m

02 August 2025 - 12:33PM

Track Rating: Soft 6, Weather: Fine, Rail Position: +3m 1200m
Chute, True Remainder



Section	Overall	L1000	L800	L600	L400	L200
Section Times	1:12.34[7] (0:14.87)	0:57.47[13] (0:10.83)	0:46.64[12] (0:11.31)	0:35.33[12] (0:11.60)	0:23.73[12] (0:11.52)	0:12.21[9] (0:12.21)
Average Speed [km/h]	48.6	66.5	64.1	62.5	62.5	58.9
Top Speed [km/h]	65.7	67.2	66.7	63.5	63.1	61.3
Avg. Dist. to Rail [m]	8.3	1.7	2.7	1.7	3.6	2.9
Avg. Stride Freq. [Hz]	2.3	2.4	2.3	2.3	2.4	2.3
Avg. Stride Length [m]	5.9	7.5	7.3	7.1	6.8	6.6



[] Ranking at each section and finish
-:-:- No data available at this section
NA No data available

Horse/Jockey Name	TYGA TASTE/Todd Pannell
Finish Rank	8
Fastest Section Time (Section)	0:11.08 (L1000)
Top Speed [km/h] (Section)	65.7 (Overall)
Race State	Finished



Thomas Farms Rc Murray Bridge-
Professional-2025-08-02

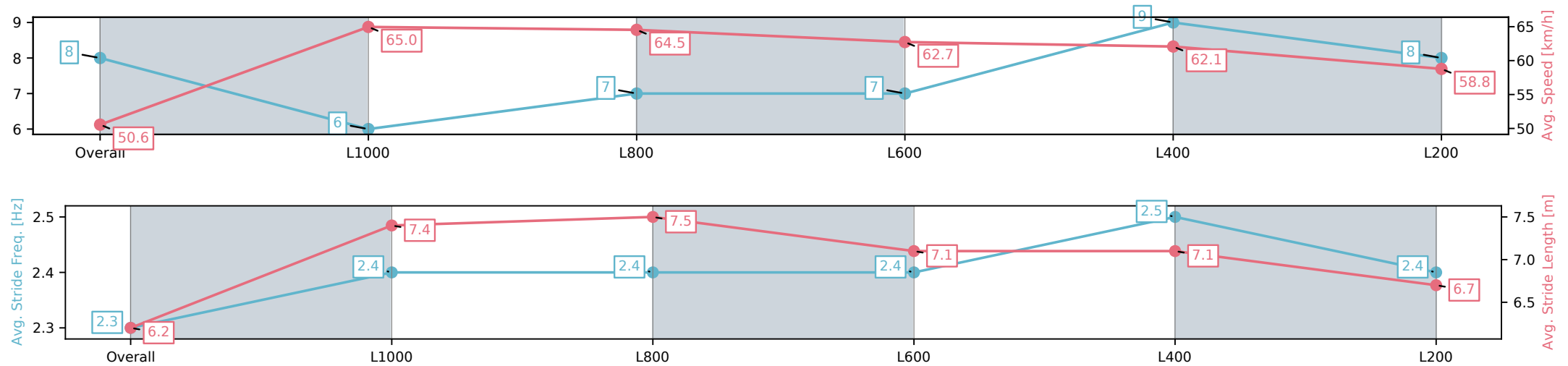
Race 2: Thomas Farms Maiden Plate - 1200m

02 August 2025 - 12:33PM

Track Rating: Soft 6, Weather: Fine, Rail Position: +3m 1200m
Chute, True Remainder



Section	Overall	L1000	L800	L600	L400	L200
Section Times	1:12.36[8] (0:14.26)	0:58.10[6] (0:11.08)	0:47.02[7] (0:11.35)	0:35.67[7] (0:11.82)	0:23.85[9] (0:11.62)	0:12.23[8] (0:12.23)
Average Speed [km/h]	50.6	65.0	64.5	62.7	62.1	58.8
Top Speed [km/h]	64.8	65.7	65.3	64.7	64.1	60.8
Avg. Dist. to Rail [m]	5.1	4.2	6.2	6.8	10.6	12.2
Avg. Stride Freq. [Hz]	2.3	2.4	2.4	2.4	2.5	2.4
Avg. Stride Length [m]	6.2	7.4	7.5	7.1	7.1	6.7



[] Ranking at each section and finish
-:-:- No data available at this section
NA No data available

Horse/Jockey Name	NOW EAST/Rochelle Milnes
Finish Rank	9
Fastest Section Time (Section)	0:10.95 (L1000)
Top Speed [km/h] (Section)	66.5 (Overall)
Race State	Finished



Thomas Farms Rc Murray Bridge-
Professional-2025-08-02

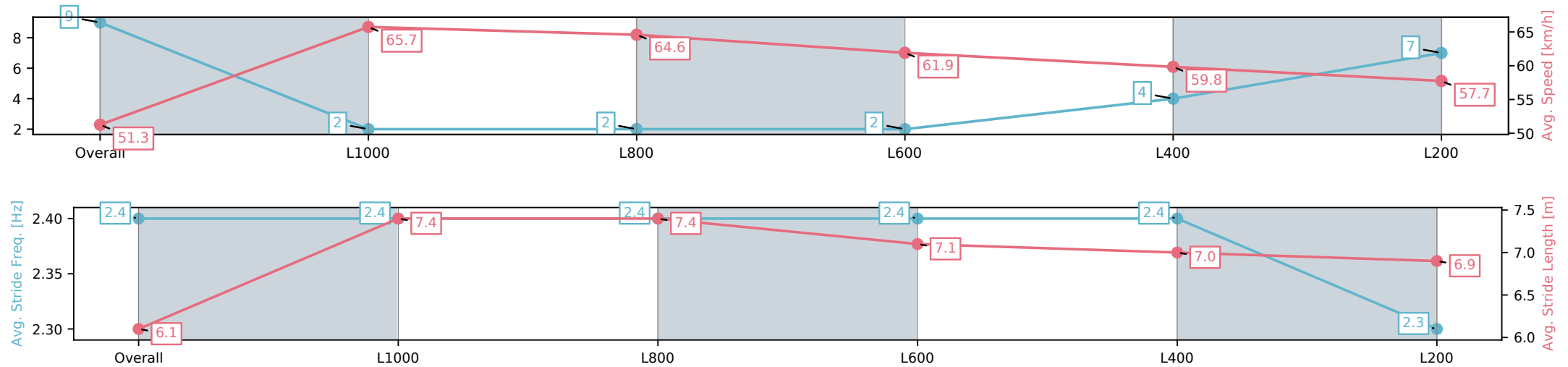
Race 2: Thomas Farms Maiden Plate - 1200m

02 August 2025 - 12:33PM

Track Rating: Soft 6, Weather: Fine, Rail Position: +3m 1200m
Chute, True Remainder



Section	Overall	L1000	L800	L600	L400	L200
Section Times	1:12.58[9] (0:14.04)	0:58.54[2] (0:10.95)	0:47.59[2] (0:11.26)	0:36.33[2] (0:11.80)	0:24.53[4] (0:12.04)	0:12.49[7] (0:12.49)
Average Speed [km/h]	51.3	65.7	64.6	61.9	59.8	57.7
Top Speed [km/h]	65.8	66.5	65.6	63.6	62.4	60.1
Avg. Dist. to Rail [m]	1.9	2.2	4.3	3.6	5.3	4.7
Avg. Stride Freq. [Hz]	2.4	2.4	2.4	2.4	2.4	2.3
Avg. Stride Length [m]	6.1	7.4	7.4	7.1	7.0	6.9



[] Ranking at each section and finish
-:-:- No data available at this section
NA No data available

Horse/Jockey Name	FRONTPOINT/Emily Finnegan
Finish Rank	10
Fastest Section Time (Section)	0:11.17 (L1000)
Top Speed [km/h] (Section)	66.5 (L1000)
Race State	Finished



Thomas Farms Rc Murray Bridge-
Professional-2025-08-02

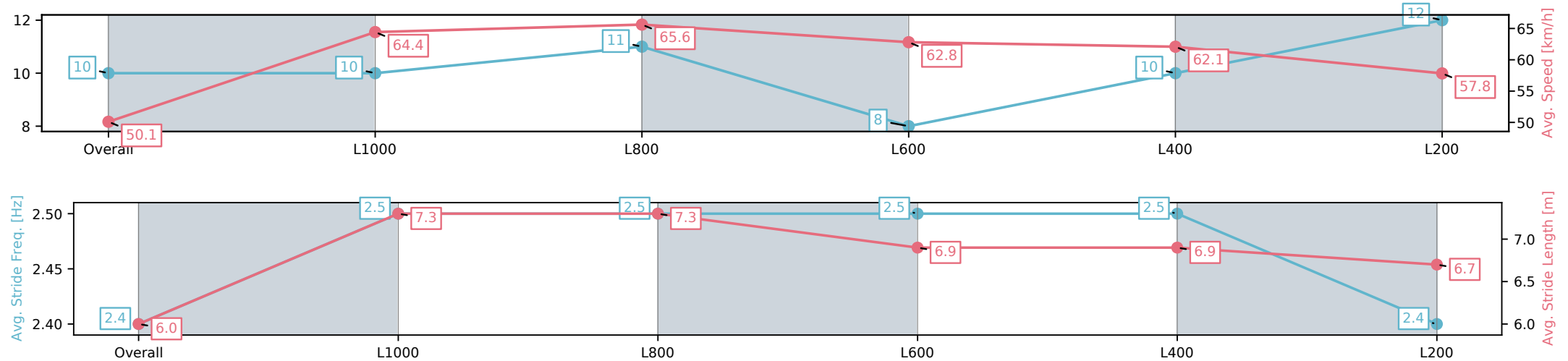
Race 2: Thomas Farms Maiden Plate - 1200m

02 August 2025 - 12:33PM

Track Rating: Soft 6, Weather: Fine, Rail Position: +3m 1200m
Chute, True Remainder



Section	Overall	L1000	L800	L600	L400	L200
Section Times	1:12.59[10] (0:14.41)	0:58.18[10] (0:11.17)	0:47.01[11] (0:11.19)	0:35.82[8] (0:11.75)	0:24.07[10] (0:11.62)	0:12.45[12] (0:12.45)
Average Speed [km/h]	50.1	64.4	65.6	62.8	62.1	57.8
Top Speed [km/h]	64.1	65.4	66.5	64.6	63.2	60.4
Avg. Dist. to Rail [m]	6.6	4.7	6.4	6.5	12.2	13.1
Avg. Stride Freq. [Hz]	2.4	2.5	2.5	2.5	2.5	2.4
Avg. Stride Length [m]	6.0	7.3	7.3	6.9	6.9	6.7



[] Ranking at each section and finish
-:-:- No data available at this section
NA No data available

Horse/Jockey Name	MONDELLO/Taylor Johnstone
Finish Rank	11
Fastest Section Time (Section)	0:11.17 (L1000)
Top Speed [km/h] (Section)	65.4 (L1000)
Race State	Finished



Thomas Farms Rc Murray Bridge-
Professional-2025-08-02

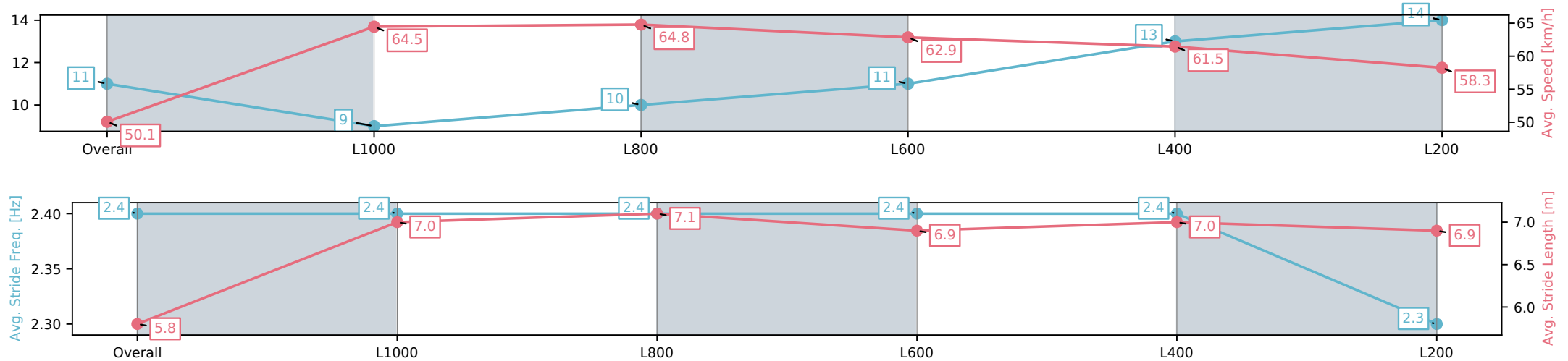
Race 2: Thomas Farms Maiden Plate - 1200m

02 August 2025 - 12:33PM

Track Rating: Soft 6, Weather: Fine, Rail Position: +3m 1200m
Chute, True Remainder



Section	Overall	L1000	L800	L600	L400	L200
Section Times	1:12.75[11] (0:14.39)	0:58.36[9] (0:11.17)	0:47.19[10] (0:11.34)	0:35.85[11] (0:11.76)	0:24.09[13] (0:11.73)	0:12.36[14] (0:12.36)
Average Speed [km/h]	50.1	64.5	64.8	62.9	61.5	58.3
Top Speed [km/h]	64.7	65.2	65.4	64.1	62.8	59.7
Avg. Dist. to Rail [m]	6.1	5.1	6.7	6.8	11.4	12.5
Avg. Stride Freq. [Hz]	2.4	2.4	2.4	2.4	2.4	2.3
Avg. Stride Length [m]	5.8	7.0	7.1	6.9	7.0	6.9



[] Ranking at each section and finish
-:-:- No data available at this section
NA No data available

Horse/Jockey Name	MIAMI MILLER/Emily Pozman
Finish Rank	12
Fastest Section Time (Section)	0:10.99 (L1000)
Top Speed [km/h] (Section)	67.0 (Overall)
Race State	Finished



Thomas Farms Rc Murray Bridge-
Professional-2025-08-02

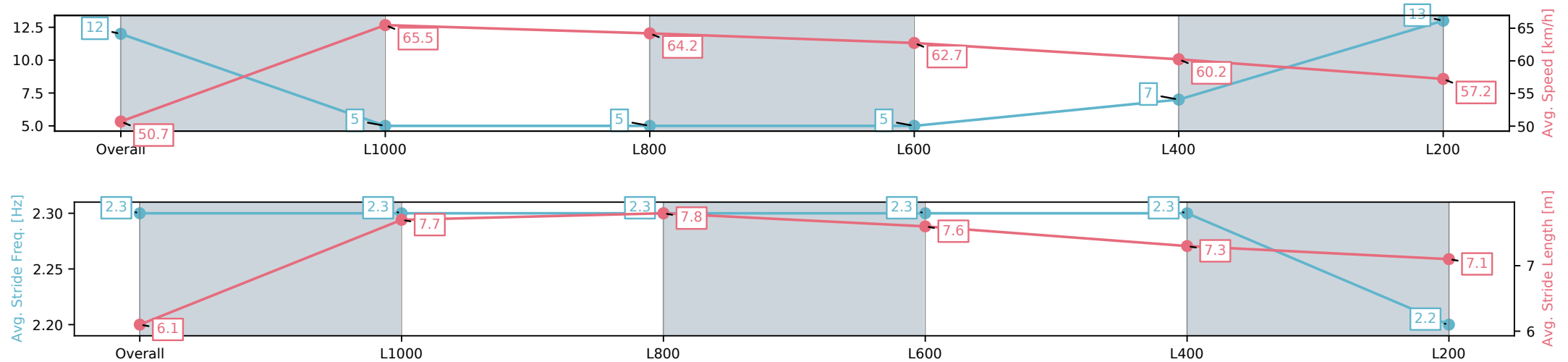
Race 2: Thomas Farms Maiden Plate - 1200m

02 August 2025 - 12:33PM

Track Rating: Soft 6, Weather: Fine, Rail Position: +3m 1200m
Chute, True Remainder



Section	Overall	L1000	L800	L600	L400	L200
Section Times	1:12.83[12] (0:14.22)	0:58.61[5] (0:10.99)	0:47.62[5] (0:11.37)	0:36.25[5] (0:11.74)	0:24.51[7] (0:11.92)	0:12.59[13] (0:12.59)
Average Speed [km/h]	50.7	65.5	64.2	62.7	60.2	57.2
Top Speed [km/h]	67.0	66.9	65.2	63.6	61.7	59.1
Avg. Dist. to Rail [m]	1.9	2.5	4.9	4.9	8.5	10.5
Avg. Stride Freq. [Hz]	2.3	2.3	2.3	2.3	2.3	2.2
Avg. Stride Length [m]	6.1	7.7	7.8	7.6	7.3	7.1



[] Ranking at each section and finish
-:-:- No data available at this section
NA No data available

Horse/Jockey Name	IROQUAI/Ben Price
Finish Rank	13
Fastest Section Time (Section)	0:10.97 (L1000)
Top Speed [km/h] (Section)	66.1 (Overall)
Race State	Finished



Thomas Farms Rc Murray Bridge-
Professional-2025-08-02

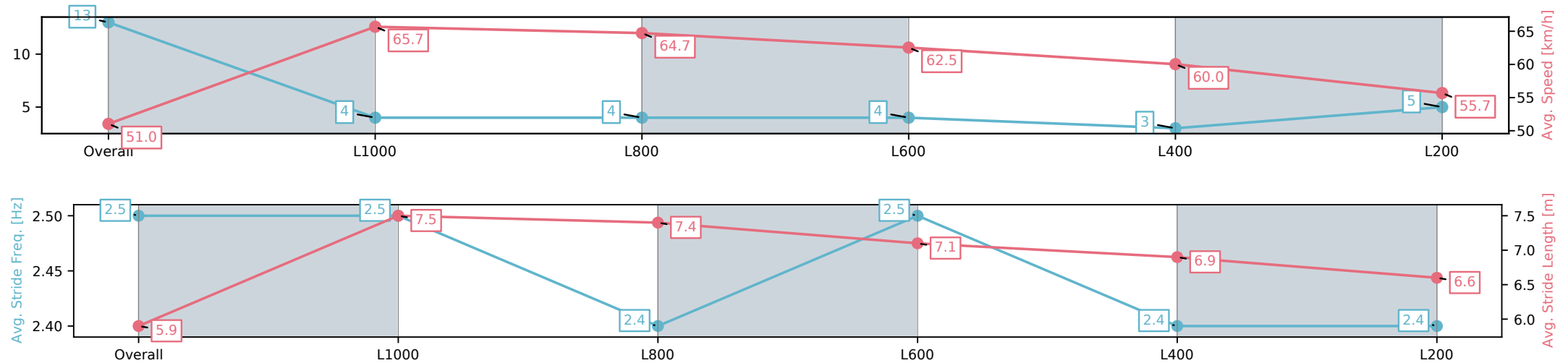
Race 2: Thomas Farms Maiden Plate - 1200m

02 August 2025 - 12:33PM

Track Rating: Soft 6, Weather: Fine, Rail Position: +3m 1200m
Chute, True Remainder



Section	Overall	L1000	L800	L600	L400	L200
Section Times	1:12.97[13] (0:14.11)	0:58.86[4] (0:10.97)	0:47.89[4] (0:11.26)	0:36.63[4] (0:11.69)	0:24.94[3] (0:12.02)	0:12.92[5] (0:12.92)
Average Speed [km/h]	51.0	65.7	64.7	62.5	60.0	55.7
Top Speed [km/h]	65.6	66.1	65.7	63.9	61.8	58.0
Avg. Dist. to Rail [m]	2.3	2.5	4.6	4.1	7.2	8.3
Avg. Stride Freq. [Hz]	2.5	2.5	2.4	2.5	2.4	2.4
Avg. Stride Length [m]	5.9	7.5	7.4	7.1	6.9	6.6



[] Ranking at each section and finish
-:-:- No data available at this section
NA No data available

Horse/Jockey Name	TASSORO/Jessica Tzaferis
Finish Rank	14
Fastest Section Time (Section)	0:10.98 (L1000)
Top Speed [km/h] (Section)	66.6 (Overall)
Race State	Finished



Thomas Farms Rc Murray Bridge-
Professional-2025-08-02

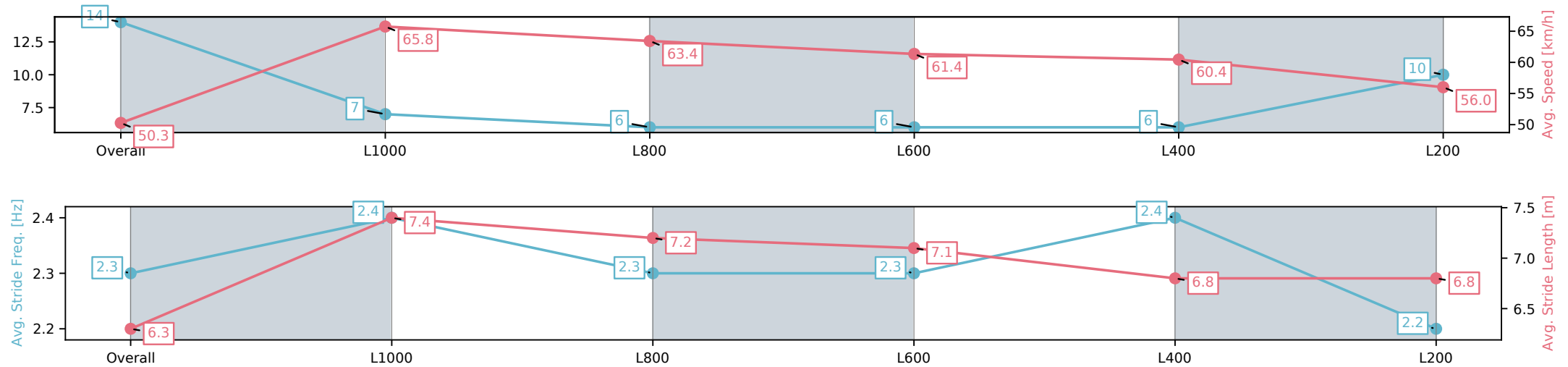
Race 2: Thomas Farms Maiden Plate - 1200m

02 August 2025 - 12:33PM

Track Rating: Soft 6, Weather: Fine, Rail Position: +3m 1200m
Chute, True Remainder



Section	Overall	L1000	L800	L600	L400	L200
Section Times	1:13.00[14] (0:14.28)	0:58.72[7] (0:10.98)	0:47.74[6] (0:11.32)	0:36.42[6] (0:11.66)	0:24.76[6] (0:11.89)	0:12.87[10] (0:12.87)
Average Speed [km/h]	50.3	65.8	63.4	61.4	60.4	56.0
Top Speed [km/h]	66.0	66.6	65.2	62.9	61.8	58.5
Avg. Dist. to Rail [m]	3.2	1.3	0.9	1.2	0.7	1.0
Avg. Stride Freq. [Hz]	2.3	2.4	2.3	2.3	2.4	2.2
Avg. Stride Length [m]	6.3	7.4	7.2	7.1	6.8	6.8



[] Ranking at each section and finish
-:-:- No data available at this section
NA No data available