



# Thomas Farms Rc Murray Bridge-Professional-2025-07-23

## Race 6: Thomas Farms Benchmark 56 Handicap - 900m

23 July 2025 - 3:08PM

Track Rating: Soft 5, Weather: Overcast, Rail Position: +9m 1200m Chute, +12m 800m-W/  
Post, +9m Remainder



Section								Overall	L800	L600	L400	L200		
Field Times								0:54.10 (0:08.83)	0:45.27 (0:10.85)	0:34.42 (0:11.14)	0:23.28 (0:11.19)	0:12.09 (0:12.09)		
Position	#	Horse/Jockey	Barrier	Top Speed [km/h]	Fastest Section	First 400m							Margin	Distance Travelled From Winner [m]
1	14	GOLD SPIRIT	1	68.5	0:10.84	0:25.49	0:54.10	0:45.03 [3]	0:34.19 [3]	0:23.03 [4]	0:11.90 [4]		0:54.10	
		Brooke King		1000-800	800-600		(0:09.07)	(0:10.84)	(0:11.16)	(0:11.13)	(0:11.90)			
2	8	SIR LEAPALOT	10	67.9	0:10.89	0:25.96	0:54.11	0:44.87 [10]	0:33.74 [9]	0:22.44 [11]	0:11.55 [7]		0.09L	+4
		Anna Jordsjo		1000-800	400-200		(0:09.24)	(0:11.13)	(0:11.30)	(0:10.89)	(0:11.55)			
3	7	SHIMSHALAR	7	68.9	0:10.84	0:25.30	0:54.12	0:45.29 [1]	0:34.45 [1]	0:23.31 [1]	0:12.12 [1]		0.14L	-3
		Lachlan Neindorf		1000-800	800-600		(0:08.83)	(0:10.84)	(0:11.14)	(0:11.19)	(0:12.12)			
4	5	MY HARUCONI	6	68.1	0:10.95	0:25.91	0:54.16	0:44.78 [11]	0:33.78 [10]	0:22.67 [9]	0:11.72 [6]		0.38L	+1
		Caitlin Tootell		800-600	400-200		(0:09.38)	(0:11.00)	(0:11.11)	(0:10.95)	(0:11.72)			
5	6	HOOKED ON WEALTH	2	68.5	0:11.02	0:25.60	0:54.26	0:45.15 [4]	0:34.10 [6]	0:23.08 [5]	0:11.99 [5]		0.98L	+1
		Todd Pannell		1000-800	600-400		(0:09.11)	(0:11.05)	(0:11.02)	(0:11.09)	(0:11.99)			
5	3	ROYAL TRAPEZE	4	66.4	0:11.06	0:25.83	0:54.26	0:45.02 [9]	0:33.96 [8]	0:22.88 [6]	0:11.67 [8]		0.98L	-4
		Matthew Chadwick		800-600	800-600		(0:09.24)	(0:11.06)	(0:11.08)	(0:11.21)	(0:11.67)			
7	4	SIOUX WARRIOR	3	68.4	0:10.84	0:25.46	0:54.26	0:45.23 [2]	0:34.39 [2]	0:23.39 [2]	0:12.20 [2]		1.0L	-1
		Jake Toeroek		1000-800	800-600		(0:09.03)	(0:10.84)	(0:11.00)	(0:11.19)	(0:12.20)			
8	1	KAIDO	11	70.1	0:10.81	0:25.42	0:54.52	0:45.31 [7]	0:34.42 [4]	0:23.61 [3]	0:12.33 [3]		2.56L	+3
		Monika Wolanin		1000-800	600-400		(0:09.21)	(0:10.89)	(0:10.81)	(0:11.28)	(0:12.33)			
9	10	KRISTOBEL	9	67.2	0:11.02	0:26.07	0:54.61	0:45.39 [8]	0:34.17 [11]	0:22.98 [10]	0:11.96 [10]		3.13L	+2
		Caitlin Jones		600-400	400-200		(0:09.22)	(0:11.22)	(0:11.19)	(0:11.02)	(0:11.96)			
10	12	WHOOPS A DAISY	5	67.9	0:11.00	0:25.60	0:55.14	0:46.03 [5]	0:35.03 [5]	0:23.76 [7]	0:12.51 [9]		6.33L	+3
		Jessica Tzaferis		1000-800	800-600		(0:09.11)	(0:11.00)	(0:11.27)	(0:11.25)	(0:12.51)			

Scratched: Magic Field (#2), Tanna (#9), Las Vegas Girl (#13), Ze Birds'n'zebees (#15), Putanothercoinin (#16)

Report Created: Wed 23 July 2025 16:19:13 GMT+10 (Note: Timing is based on positional data)

Page 1/13

[ ] Position in running at each section and finish  
-:-:- No data available at this section  
NA No data available  
# Saddle cloth number  
DNF Did not finish  
DNT Did not track  
Background shading for fastest section



# Thomas Farms Rc Murray Bridge-Professional-2025-07-23

## Race 6: Thomas Farms Benchmark 56 Handicap - 900m

23 July 2025 - 3:08PM

Track Rating: Soft 5, Weather: Overcast, Rail Position: +9m 1200m Chute, +12m 800m-W/  
Post, +9m Remainder



### Section

### Field Times

Overall	L800	L600	L400	L200
0:54.10	0:45.27	0:34.42	0:23.28	0:12.09
(0:08.83)	(0:10.85)	(0:11.14)	(0:11.19)	(0:12.09)

Position	#	Horse/Jockey	Barrier	Top Speed [km/h]	Fastest Section	First 400m							Margin	Distance Travelled From Winner [m]
11	11	MISS DIAMANTINA	8	67.5	0:11.03	0:25.70	0:55.38	0:46.23 [6]	0:35.20 [7]	0:23.99 [8]	0:12.72 [11]		7.8L	+3
		Alana Livesey		1000-800	800-600		(0:09.15)	(0:11.03)	(0:11.21)	(0:11.27)	(0:12.72)			

Scratched: Magic Field (#2), Tanna (#9), Las Vegas Girl (#13), Ze Birds'n'zebees (#15), Putanothercoinin (#16)

Horse/Jockey Name	GOLD SPIRIT/Brooke King
Finish Rank	1
Fastest Section Time (Section)	0:10.84 (L800)
Top Speed [km/h] (Section)	68.5 (Overall)
Race State	Finished



Thomas Farms Rc Murray Bridge-  
Professional-2025-07-23

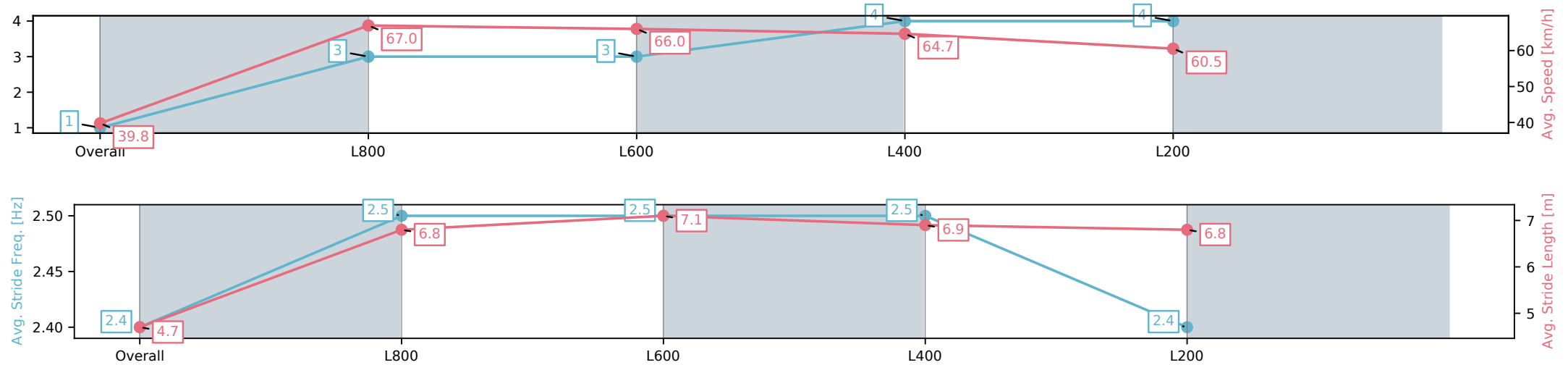
Race 6: Thomas Farms Benchmark 56 Handicap - 900m

23 July 2025 - 3:08PM

Track Rating: Soft 5, Weather: Overcast, Rail Position: +9m 1200m  
Chute, +12m 800m-W/Post, +9m Remainder



Section	Overall	L800	L600	L400	L200
Section Times	0:54.10[1] (0:09.07)	0:45.03[3] (0:10.84)	0:34.19[3] (0:11.16)	0:23.03[4] (0:11.13)	0:11.90[4] (0:11.90)
Average Speed [km/h]	39.8	67.0	66.0	64.7	60.5
Top Speed [km/h]	65.9	68.5	66.7	67.1	62.7
Avg. Dist. to Rail [m]	4.2	1.7	6.2	9.9	7.4
Avg. Stride Freq. [Hz]	2.4	2.5	2.5	2.5	2.4
Avg. Stride Length [m]	4.7	6.8	7.1	6.9	6.8



[ ] Ranking at each section and finish  
-:-:- No data available at this section  
NA No data available

Horse/Jockey Name	SIR LEAPALOT/Anna Jordsjo
Finish Rank	2
Fastest Section Time (Section)	0:10.89 (L400)
Top Speed [km/h] (Section)	67.9 (Overall)
Race State	Finished



Thomas Farms Rc Murray Bridge-  
Professional-2025-07-23

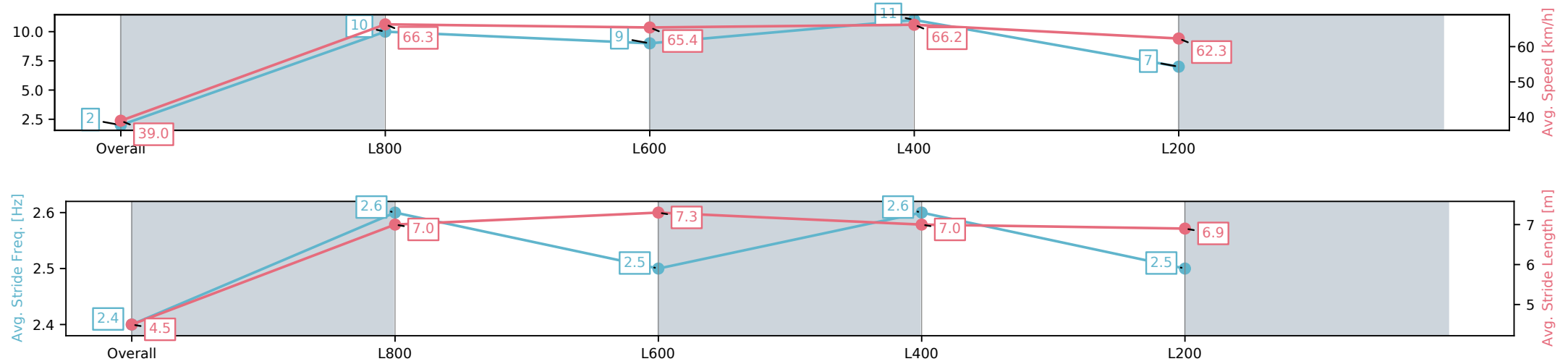
Race 6: Thomas Farms Benchmark 56 Handicap - 900m

23 July 2025 - 3:08PM

Track Rating: Soft 5, Weather: Overcast, Rail Position: +9m 1200m  
Chute, +12m 800m-W/Post, +9m Remainder



Section	Overall	L800	L600	L400	L200
Section Times	0:54.11[2] (0:09.24)	0:44.87[10] (0:11.13)	0:33.74[9] (0:11.30)	0:22.44[11] (0:10.89)	0:11.55[7] (0:11.55)
Average Speed [km/h]	39.0	66.3	65.4	66.2	62.3
Top Speed [km/h]	65.6	67.9	66.7	67.5	65.0
Avg. Dist. to Rail [m]	10.8	7.6	6.9	10.4	8.9
Avg. Stride Freq. [Hz]	2.4	2.6	2.5	2.6	2.5
Avg. Stride Length [m]	4.5	7.0	7.3	7.0	6.9



[ ] Ranking at each section and finish  
-:-:- No data available at this section  
NA No data available

Horse/Jockey Name	SHIMSHALAR/Lachlan Neindorf
Finish Rank	3
Fastest Section Time (Section)	0:10.84 (L800)
Top Speed [km/h] (Section)	68.9 (Overall)
Race State	Finished



Thomas Farms Rc Murray Bridge-  
Professional-2025-07-23

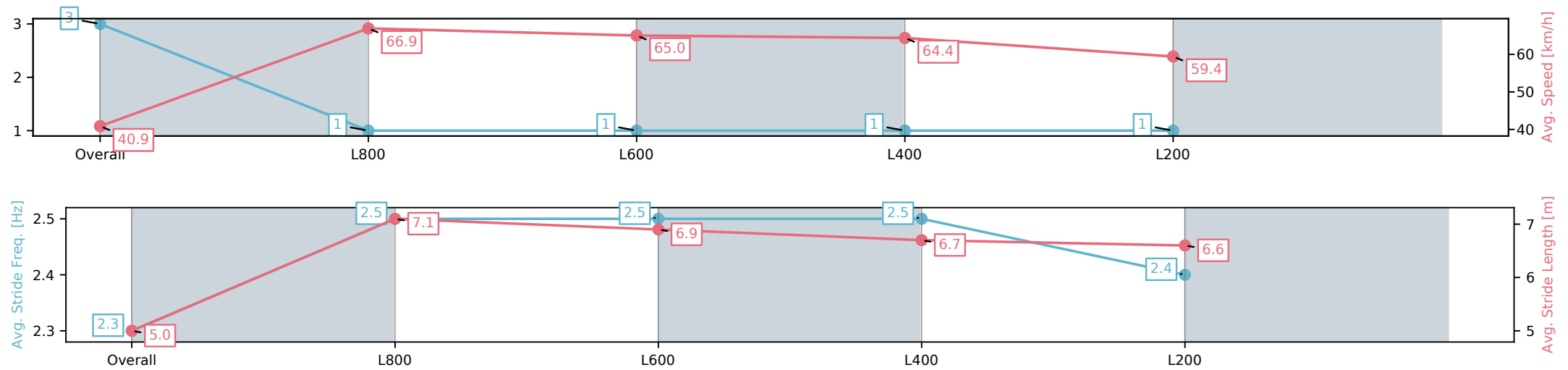
Race 6: Thomas Farms Benchmark 56 Handicap - 900m

23 July 2025 - 3:08PM

Track Rating: Soft 5, Weather: Overcast, Rail Position: +9m 1200m  
Chute, +12m 800m-W/Post, +9m Remainder



Section	Overall	L800	L600	L400	L200
Section Times	0:54.12[3] (0:08.83)	0:45.29[1] (0:10.84)	0:34.45[1] (0:11.14)	0:23.31[1] (0:11.19)	0:12.12[1] (0:12.12)
Average Speed [km/h]	40.9	66.9	65.0	64.4	59.4
Top Speed [km/h]	66.5	68.9	66.2	66.4	62.4
Avg. Dist. to Rail [m]	8.5	3.2	1.4	3.7	3.6
Avg. Stride Freq. [Hz]	2.3	2.5	2.5	2.5	2.4
Avg. Stride Length [m]	5.0	7.1	6.9	6.7	6.6



[ ] Ranking at each section and finish  
-:-:- No data available at this section  
NA No data available

Horse/Jockey Name	MY HARUCONI/Caitlin Tootell
Finish Rank	4
Fastest Section Time (Section)	0:10.95 (L400)
Top Speed [km/h] (Section)	68.1 (L800)
Race State	Finished



Thomas Farms Rc Murray Bridge-  
Professional-2025-07-23

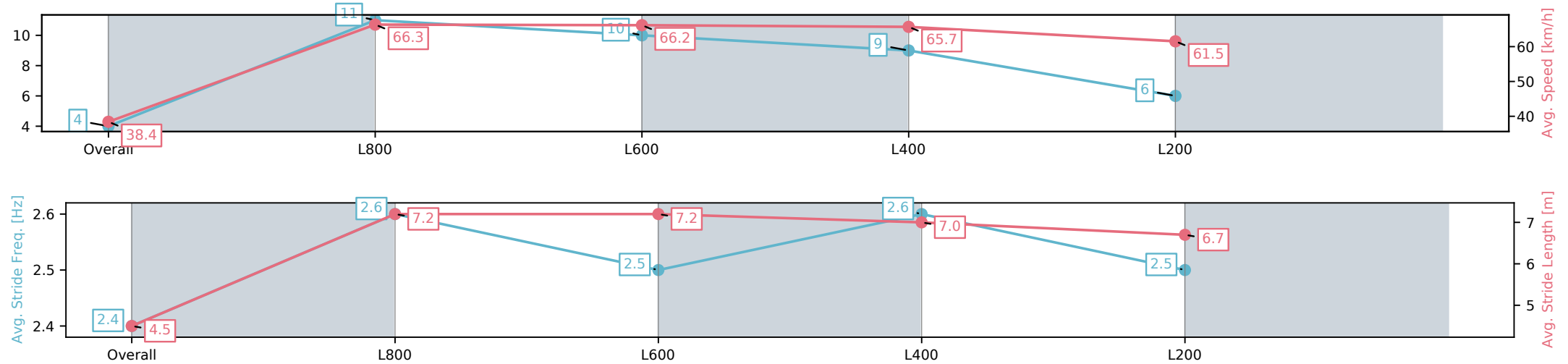
Race 6: Thomas Farms Benchmark 56 Handicap - 900m

23 July 2025 - 3:08PM

Track Rating: Soft 5, Weather: Overcast, Rail Position: +9m 1200m  
Chute, +12m 800m-W/Post, +9m Remainder



Section	Overall	L800	L600	L400	L200
Section Times	0:54.16[4] (0:09.38)	0:44.78[11] (0:11.00)	0:33.78[10] (0:11.11)	0:22.67[9] (0:10.95)	0:11.72[6] (0:11.72)
Average Speed [km/h]	38.4	66.3	66.2	65.7	61.5
Top Speed [km/h]	63.7	68.1	68.1	68.0	63.6
Avg. Dist. to Rail [m]	7.5	4.5	5.0	8.3	8.2
Avg. Stride Freq. [Hz]	2.4	2.6	2.5	2.6	2.5
Avg. Stride Length [m]	4.5	7.2	7.2	7.0	6.7



[ ] Ranking at each section and finish  
-:-:- No data available at this section  
NA No data available

Horse/Jockey Name	HOOKED ON WEALTH/Todd Pannell
Finish Rank	5
Fastest Section Time (Section)	0:11.02 (L600)
Top Speed [km/h] (Section)	68.5 (Overall)
Race State	Finished



Thomas Farms Rc Murray Bridge-  
Professional-2025-07-23

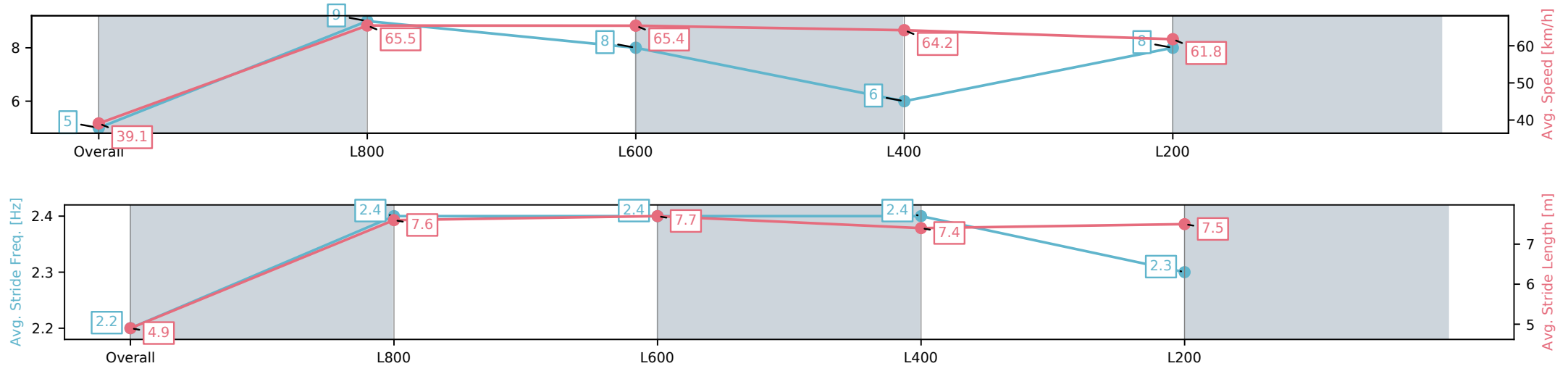
Race 6: Thomas Farms Benchmark 56 Handicap - 900m

23 July 2025 - 3:08PM

Track Rating: Soft 5, Weather: Overcast, Rail Position: +9m 1200m  
Chute, +12m 800m-W/Post, +9m Remainder



Section	Overall	L800	L600	L400	L200
Section Times	0:54.26[5] (0:09.11)	0:45.15[4] (0:11.05)	0:34.10[6] (0:11.02)	0:23.08[5] (0:11.09)	0:11.99[5] (0:11.99)
Average Speed [km/h]	39.4	66.3	66.7	65.0	60.0
Top Speed [km/h]	64.5	68.5	68.0	67.2	62.6
Avg. Dist. to Rail [m]	3.8	4.0	5.2	6.4	5.8
Avg. Stride Freq. [Hz]	2.3	2.5	2.5	2.5	2.4
Avg. Stride Length [m]	4.9	7.2	7.5	7.3	7.0



[ ] Ranking at each section and finish  
-:-:- No data available at this section  
NA No data available

Horse/Jockey Name	ROYAL TRAPEZE/Matthew Chadwick
Finish Rank	5
Fastest Section Time (Section)	0:11.06 (L800)
Top Speed [km/h] (Section)	66.4 (L800)
Race State	Finished



Thomas Farms Rc Murray Bridge-  
Professional-2025-07-23

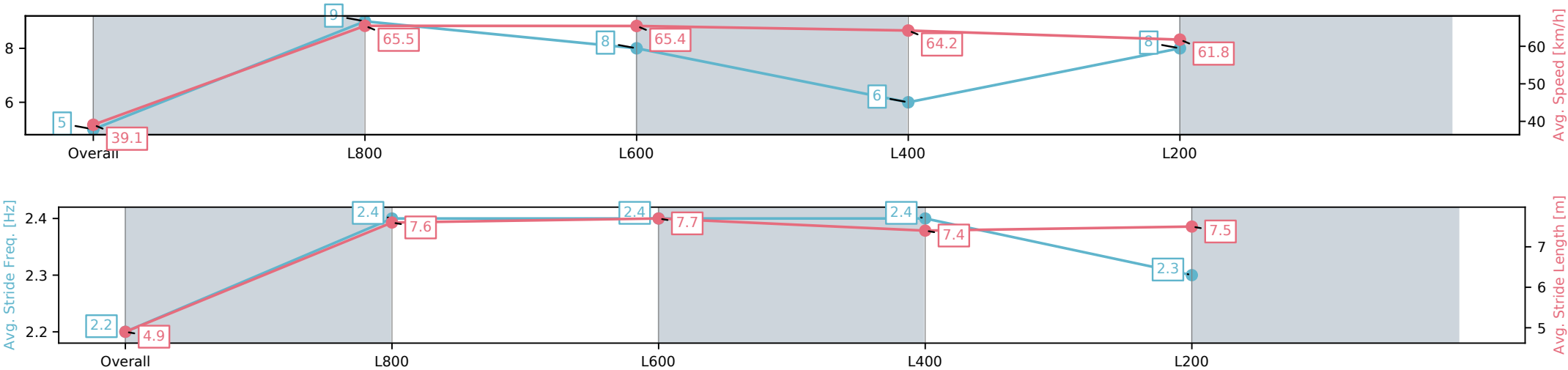
Race 6: Thomas Farms Benchmark 56 Handicap - 900m

23 July 2025 - 3:08PM

Track Rating: Soft 5, Weather: Overcast, Rail Position: +9m 1200m  
Chute, +12m 800m-W/Post, +9m Remainder



Section	Overall	L800	L600	L400	L200
Section Times	0:54.26[5] (0:09.24)	0:45.02[9] (0:11.06)	0:33.96[8] (0:11.08)	0:22.88[6] (0:11.21)	0:11.67[8] (0:11.67)
Average Speed [km/h]	39.1	65.5	65.4	64.2	61.8
Top Speed [km/h]	62.3	66.4	66.4	65.8	63.4
Avg. Dist. to Rail [m]	4.9	2.0	2.2	2.5	2.1
Avg. Stride Freq. [Hz]	2.2	2.4	2.4	2.4	2.3
Avg. Stride Length [m]	4.9	7.6	7.7	7.4	7.5



[ ] Ranking at each section and finish  
-:-:- No data available at this section  
NA No data available



Horse/Jockey Name	SIoux WARRIOR/Jake Toeroek
Finish Rank	7
Fastest Section Time (Section)	0:10.84 (L800)
Top Speed [km/h] (Section)	68.4 (Overall)
Race State	Finished



Thomas Farms Rc Murray Bridge-  
Professional-2025-07-23

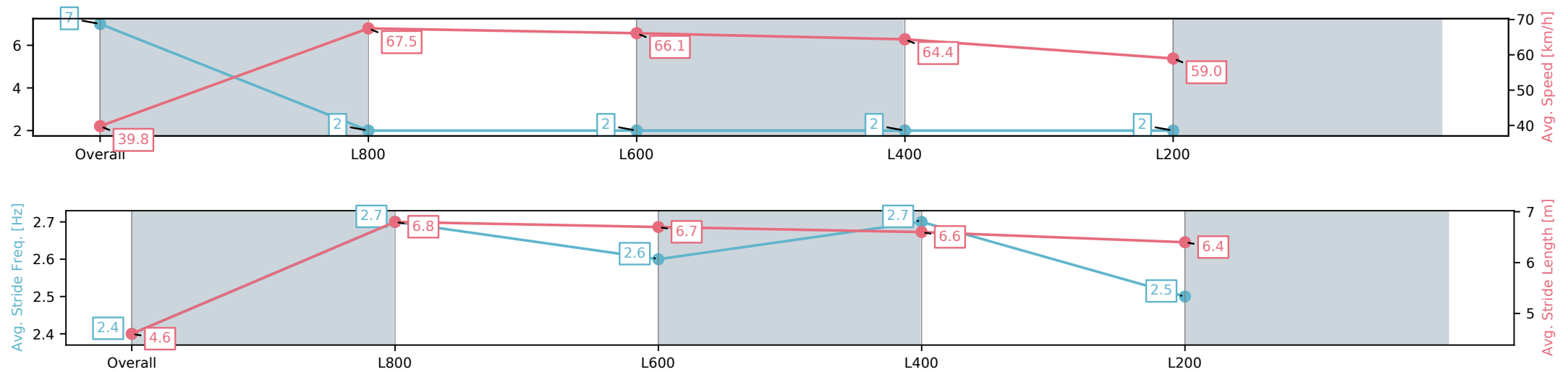
Race 6: Thomas Farms Benchmark 56 Handicap - 900m

23 July 2025 - 3:08PM

Track Rating: Soft 5, Weather: Overcast, Rail Position: +9m 1200m  
Chute, +12m 800m-W/Post, +9m Remainder



Section	Overall	L800	L600	L400	L200
Section Times	0:54.26[7] (0:09.03)	0:45.23[2] (0:10.84)	0:34.39[2] (0:11.00)	0:23.39[2] (0:11.19)	0:12.20[2] (0:12.20)
Average Speed [km/h]	39.8	67.5	66.1	64.4	59.0
Top Speed [km/h]	65.8	68.4	67.2	66.9	61.9
Avg. Dist. to Rail [m]	5.0	4.0	2.9	3.5	2.1
Avg. Stride Freq. [Hz]	2.4	2.7	2.6	2.7	2.5
Avg. Stride Length [m]	4.6	6.8	6.7	6.6	6.4



[ ] Ranking at each section and finish  
-:-:- No data available at this section  
NA No data available

Horse/Jockey Name	KAIDO/Monika Wolanin
Finish Rank	8
Fastest Section Time (Section)	0:10.81 (L600)
Top Speed [km/h] (Section)	70.1 (Overall)
Race State	Finished



Thomas Farms Rc Murray Bridge-  
Professional-2025-07-23

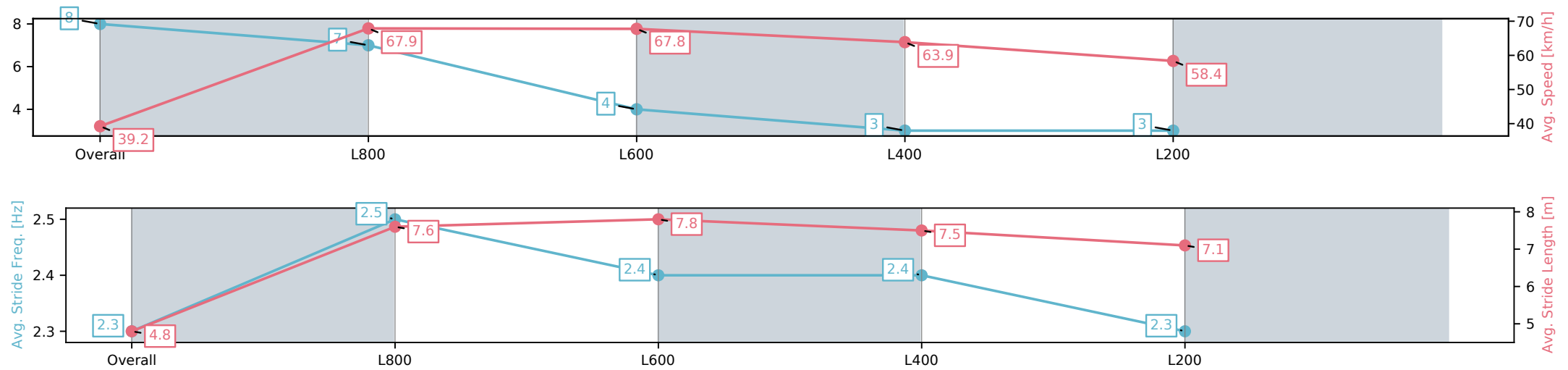
Race 6: Thomas Farms Benchmark 56 Handicap - 900m

23 July 2025 - 3:08PM

Track Rating: Soft 5, Weather: Overcast, Rail Position: +9m 1200m  
Chute, +12m 800m-W/Post, +9m Remainder



Section	Overall	L800	L600	L400	L200
Section Times	0:54.52[8] (0:09.21)	0:45.31[7] (0:10.89)	0:34.42[4] (0:10.81)	0:23.61[3] (0:11.28)	0:12.33[3] (0:12.33)
Average Speed [km/h]	39.2	67.9	67.8	63.9	58.4
Top Speed [km/h]	66.5	70.1	69.7	67.5	61.0
Avg. Dist. to Rail [m]	11.8	8.6	4.7	6.8	6.1
Avg. Stride Freq. [Hz]	2.3	2.5	2.4	2.4	2.3
Avg. Stride Length [m]	4.8	7.6	7.8	7.5	7.1



[ ] Ranking at each section and finish  
-:-:- No data available at this section  
NA No data available

Horse/Jockey Name	KRISTOBEL/Caitlin Jones
Finish Rank	9
Fastest Section Time (Section)	0:11.02 (L400)
Top Speed [km/h] (Section)	67.2 (L600)
Race State	Finished



Thomas Farms Rc Murray Bridge-  
Professional-2025-07-23

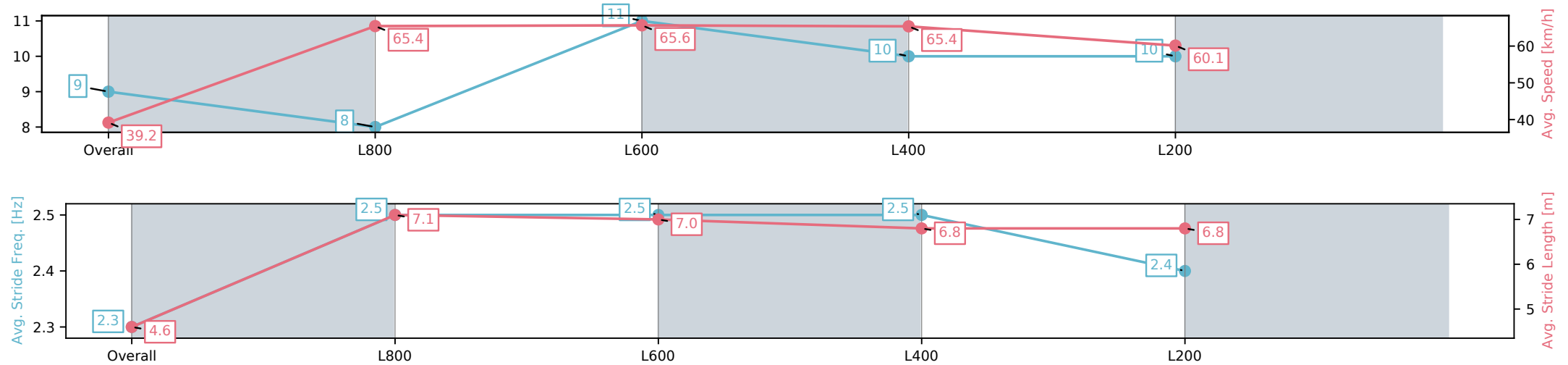
Race 6: Thomas Farms Benchmark 56 Handicap - 900m

23 July 2025 - 3:08PM

Track Rating: Soft 5, Weather: Overcast, Rail Position: +9m 1200m  
Chute, +12m 800m-W/Post, +9m Remainder



Section	Overall	L800	L600	L400	L200
Section Times	0:54.61[9] (0:09.22)	0:45.39[8] (0:11.22)	0:34.17[11] (0:11.19)	0:22.98[10] (0:11.02)	0:11.96[10] (0:11.96)
Average Speed [km/h]	39.2	65.4	65.6	65.4	60.1
Top Speed [km/h]	63.5	66.0	67.0	67.2	63.3
Avg. Dist. to Rail [m]	10.5	6.7	4.5	7.6	10.2
Avg. Stride Freq. [Hz]	2.3	2.5	2.5	2.5	2.4
Avg. Stride Length [m]	4.6	7.1	7.0	6.8	6.8



[ ] Ranking at each section and finish  
-:-:- No data available at this section  
NA No data available

Horse/Jockey Name	WHOOOPS A DAISY/Jessica Tzaferis
Finish Rank	10
Fastest Section Time (Section)	0:11.00 (L800)
Top Speed [km/h] (Section)	67.9 (Overall)
Race State	Finished



Thomas Farms Rc Murray Bridge-  
Professional-2025-07-23

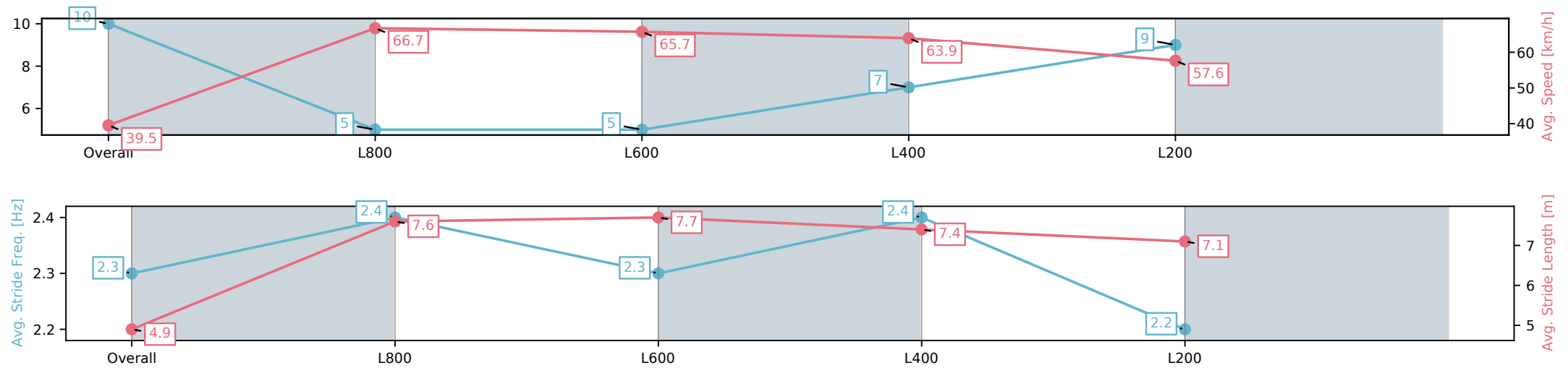
Race 6: Thomas Farms Benchmark 56 Handicap - 900m

23 July 2025 - 3:08PM

Track Rating: Soft 5, Weather: Overcast, Rail Position: +9m 1200m  
Chute, +12m 800m-W/Post, +9m Remainder



Section	Overall	L800	L600	L400	L200
Section Times	0:55.14[10] (0:09.11)	0:46.03[5] (0:11.00)	0:35.03[5] (0:11.27)	0:23.76[7] (0:11.25)	0:12.51[9] (0:12.51)
Average Speed [km/h]	39.5	66.7	65.7	63.9	57.6
Top Speed [km/h]	65.8	67.9	67.5	65.5	61.9
Avg. Dist. to Rail [m]	6.1	4.8	7.5	9.7	7.9
Avg. Stride Freq. [Hz]	2.3	2.4	2.3	2.4	2.2
Avg. Stride Length [m]	4.9	7.6	7.7	7.4	7.1



[ ] Ranking at each section and finish  
-:-:- No data available at this section  
NA No data available

Horse/Jockey Name	MISS DIAMANTINA/Alana Livesey
Finish Rank	11
Fastest Section Time (Section)	0:11.03 (L800)
Top Speed [km/h] (Section)	67.5 (Overall)
Race State	Finished



Thomas Farms Rc Murray Bridge-  
Professional-2025-07-23

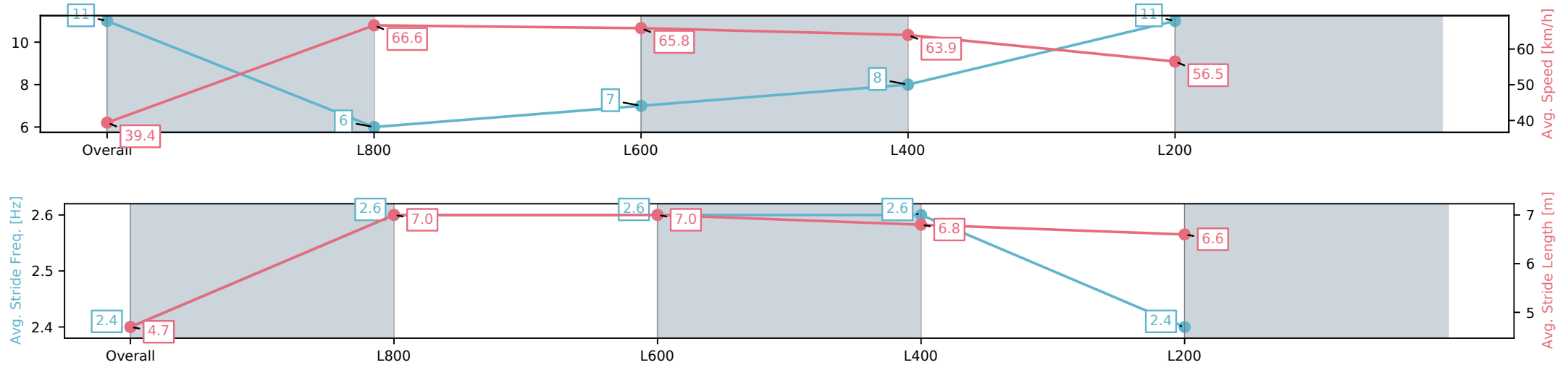
Race 6: Thomas Farms Benchmark 56 Handicap - 900m

23 July 2025 - 3:08PM

Track Rating: Soft 5, Weather: Overcast, Rail Position: +9m 1200m  
Chute, +12m 800m-W/Post, +9m Remainder



Section	Overall	L800	L600	L400	L200
Section Times	0:55.38[11] (0:09.15)	0:46.23[6] (0:11.03)	0:35.20[7] (0:11.21)	0:23.99[8] (0:11.27)	0:12.72[11] (0:12.72)
Average Speed [km/h]	39.4	66.6	65.8	63.9	56.5
Top Speed [km/h]	65.1	67.5	66.6	66.7	61.2
Avg. Dist. to Rail [m]	9.3	5.8	6.6	10.5	10.8
Avg. Stride Freq. [Hz]	2.4	2.6	2.6	2.6	2.4
Avg. Stride Length [m]	4.7	7.0	7.0	6.8	6.6



[ ] Ranking at each section and finish  
-:-:- No data available at this section  
NA No data available