



Thomas Farms Rc Murray Bridge-Professional-2025-07-23

Race 5: Duttons Easy To Do Business With! Maiden Plate - 1400m

23 July 2025 - 2:31PM

Track Rating: Soft 5, Weather: Overcast, Rail Position: +9m 1200m Chute, +12m 800m-W/
Post, +9m Remainder



Section Field Times							Overall	L1200	L1000	L800	L600	L400		
							1:29.18 (0:15.81)	1:13.37 (0:11.34)	1:02.03 (0:12.07)	0:49.96 (0:12.06)	0:37.90 (0:12.28)	0:25.61 (0:12.61)		
Position	#	Horse/Jockey	Barrier	Top Speed [km/h]	Fastest Section	First 400m							Distance Travelled From Winner [m]	
1	4	UNITED LEGEND	8	65.9	0:11.41	0:28.13	1:29.18	1:12.46 [12]	1:01.05 [11]	0:48.94 [11]	0:36.41 [11]	0:24.12 [11]		
		Jacob Opperman		1400-1200	1200-1000		(0:16.72)	(0:11.41)	(0:12.11)	(0:12.53)	(0:12.28)	(0:11.90)		
2	13	TRANSPACIFIC	4	66.0	0:11.48	0:27.92	1:29.32	1:12.88 [8]	1:01.40 [8]	0:49.37 [8]	0:37.19 [8]	0:24.52 [6]		-2
		Lachlan Neindorf		1400-1200	1200-1000		(0:16.44)	(0:11.48)	(0:12.03)	(0:12.18)	(0:12.67)	(0:12.11)		
3	2	ANGEL GEAR	10	64.7	0:11.42	0:28.06	1:29.43	1:12.79 [10]	1:01.37 [10]	0:49.27 [10]	0:37.01 [9]	0:24.58 [8]		+0
		Connor Murtagh		1400-1200	1200-1000		(0:16.64)	(0:11.42)	(0:12.10)	(0:12.26)	(0:12.43)	(0:12.02)		
4	3	KIKKULI	6	66.2	0:11.33	0:27.14	1:29.47	1:13.66 [1]	1:02.33 [1]	0:50.26 [1]	0:38.20 [1]	0:25.91 [1]		-6
		Ben Price		1400-1200	1200-1000		(0:15.81)	(0:11.33)	(0:12.07)	(0:12.06)	(0:12.28)	(0:12.61)		
5	5	YUBEEFORTY	11	64.5	0:11.47	0:28.02	1:30.15	1:13.60 [9]	1:02.13 [9]	0:50.03 [9]	0:37.71 [10]	0:25.12 [10]		+1
		Taylor Johnstone		1400-1200	1200-1000		(0:16.55)	(0:11.47)	(0:12.10)	(0:12.32)	(0:12.59)	(0:12.21)		
6	6	AMANDA'S JOY	3	67.0	0:11.32	0:27.27	1:30.25	1:14.30 [2]	1:02.98 [2]	0:50.90 [2]	0:38.75 [2]	0:26.50 [2]		-1
		Felicity Atkinson		1400-1200	1200-1000		(0:15.95)	(0:11.32)	(0:12.08)	(0:12.15)	(0:12.25)	(0:12.81)		
7	8	BRISEIS ECLIPSE	2	65.8	0:11.57	0:27.83	1:30.35	1:14.10 [5]	1:02.52 [7]	0:50.50 [7]	0:38.30 [5]	0:26.01 [4]		-5
		Teagan Voorham		1400-1200	1200-1000		(0:16.25)	(0:11.57)	(0:12.02)	(0:12.20)	(0:12.28)	(0:12.63)		
8	1	LUDO	5	64.8	0:11.42	0:27.60	1:30.47	1:14.29 [4]	1:02.87 [3]	0:50.91 [3]	0:38.70 [3]	0:26.31 [3]		-6
		Alana Livesey		1400-1200	1200-1000		(0:16.18)	(0:11.42)	(0:11.96)	(0:12.21)	(0:12.39)	(0:12.75)		
9	7	EXALTED BELLE	13	64.4	0:11.55	0:28.48	1:30.80	1:13.87 [13]	1:02.32 [13]	0:50.31 [13]	0:37.92 [13]	0:25.59 [12]		+0
		Matthew Chadwick		1400-1200	1200-1000		(0:16.93)	(0:11.55)	(0:12.01)	(0:12.39)	(0:12.33)	(0:12.30)		
10	12	PRANCE 'N' BOW	9	65.6	0:11.51	0:27.83	1:31.36	1:15.04 [6]	1:03.53 [6]	0:51.51 [6]	0:39.26 [7]	0:26.56 [5]		+1
		Anna Jordsjo		1400-1200	1200-1000		(0:16.32)	(0:11.51)	(0:12.02)	(0:12.25)	(0:12.70)	(0:12.73)		

Report Created: Wed 23 July 2025 15:16:50 GMT+10 (Note: Timing is based on positional data)

Page 1/17

[] Position in running at each section and finish
-:-:- No data available at this section
NA No data available
■ Background shading for fastest section

Saddle cloth number
DNF Did not finish
DNT Did not track



Thomas Farms Rc Murray Bridge-Professional-2025-07-23

Race 5: Duttons Easy To Do Business With! Maiden Plate - 1400m

23 July 2025 - 2:31PM

Track Rating: Soft 5, Weather: Overcast, Rail Position: +9m 1200m Chute, +12m 800m-W/
Post, +9m Remainder



Section

Field Times

Overall	L1200	L1000	L800	L600	L400
1:29.18	1:13.37	1:02.03	0:49.96	0:37.90	0:25.61
(0:15.81)	(0:11.34)	(0:12.07)	(0:12.06)	(0:12.28)	(0:12.61)

Position	#	Horse/Jockey	Barrier	Top Speed [km/h]	Fastest Section	First 400m								Distance Travelled From Winner [m]
11	10	KATHERINEMARIE	1	64.8	0:11.59	0:28.26	1:32.15	1:15.48 [11]	1:03.89 [12]	0:51.73 [12]	0:39.31 [12]	0:26.72 [13]		-7
		Stacey Metcalfe		1400-1200	1200-1000		(0:16.67)	(0:11.59)	(0:12.16)	(0:12.42)	(0:12.59)	(0:12.93)		
12	9	HALO DE LUNE	7	65.3	0:11.44	0:27.62	1:33.17	1:16.99 [3]	1:05.55 [4]	0:53.52 [5]	0:41.30 [4]	0:28.29 [9]		-4
		Justin Potter		1400-1200	1200-1000		(0:16.18)	(0:11.44)	(0:12.03)	(0:12.22)	(0:13.01)	(0:13.52)		
13	11	MANGALICA	12	66.1	0:11.28	0:27.65	1:34.45	1:18.09 [7]	1:06.80 [5]	0:54.81 [4]	0:42.37 [6]	0:29.60 [7]		-1
		Caitlin Tootell		1400-1200	1200-1000		(0:16.36)	(0:11.28)	(0:11.99)	(0:12.44)	(0:12.77)	(0:13.57)		



Thomas Farms Rc Murray Bridge-Professional-2025-07-23

Race 5: Duttons Easy To Do Business With! Maiden Plate - 1400m

23 July 2025 - 2:31PM

Track Rating: Soft 5, Weather: Overcast, Rail Position: +9m 1200m Chute, +12m 800m-W/
Post, +9m Remainder



Section Field Times

L200
0:13.01
(0:13.01)

Position	#	Horse/Jockey	Barrier	Top Speed [km/h]	Fastest Section	First 400m	Margin	Distance Travelled From Winner [m]
1	4	UNITED LEGEND	8	65.9	0:11.41	0:28.13	0:12.22 [6]	1:29.18
		Jacob Opperman		1400-1200	1200-1000		(0:12.22)	
2	13	TRANSPACIFIC	4	66.0	0:11.48	0:27.92	0:12.41 [5]	0.85L
		Lachlan Neindorf		1400-1200	1200-1000		(0:12.41)	-2
3	2	ANGEL GEAR	10	64.7	0:11.42	0:28.06	0:12.56 [3]	1.51L
		Connor Murtagh		1400-1200	1200-1000		(0:12.56)	+0
4	3	KIKKULI	6	66.2	0:11.33	0:27.14	0:13.30 [1]	1.77L
		Ben Price		1400-1200	1200-1000		(0:13.30)	-6
5	5	YUBEEFORTY	11	64.5	0:11.47	0:28.02	0:12.91 [8]	5.88L
		Taylor Johnstone		1400-1200	1200-1000		(0:12.91)	+1
6	6	AMANDA'S JOY	3	67.0	0:11.32	0:27.27	0:13.69 [2]	6.46L
		Felicity Atkinson		1400-1200	1200-1000		(0:13.69)	-1
7	8	BRISEIS ECLIPSE	2	65.8	0:11.57	0:27.83	0:13.38 [7]	7.09L
		Teagan Voorham		1400-1200	1200-1000		(0:13.38)	-5
8	1	LUDO	5	64.8	0:11.42	0:27.60	0:13.56 [4]	7.81L
		Alana Livesey		1400-1200	1200-1000		(0:13.56)	-6
9	7	EXALTED BELLE	13	64.4	0:11.55	0:28.48	0:13.29 [9]	9.83L
		Matthew Chadwick		1400-1200	1200-1000		(0:13.28)	+0
10	12	PRANCE 'N' BOW	9	65.6	0:11.51	0:27.83	0:13.83 [10]	13.22L
		Anna Jordsjo		1400-1200	1200-1000		(0:13.83)	+1

Report Created: Wed 23 July 2025 15:16:50 GMT+10 (Note: Timing is based on positional data)

Page 3/17

[] Position in running at each section and finish
-:-:- No data available at this section
NA No data available
■ Background shading for fastest section

Saddle cloth number
DNF Did not finish
DNT Did not track

data processed by  TRIPLESDATA



Thomas Farms Rc Murray Bridge-Professional-2025-07-23

Race 5: Duttons Easy To Do Business With! Maiden Plate - 1400m

23 July 2025 - 2:31PM

Track Rating: Soft 5, Weather: Overcast, Rail Position: +9m 1200m Chute, +12m 800m-W/
Post, +9m Remainder



Section Field Times

L200
0:13.01
(0:13.01)

Position	#	Horse/Jockey	Barrier	Top Speed [km/h]	Fastest Section	First 400m	Margin	Distance Travelled From Winner [m]						
11	10	KATHERINEMARIE	1	64.8	0:11.59	0:28.26	0:13.79 [11]	18.02L						-7
		Stacey Metcalfe		1400-1200	1200-1000		(0:13.79)							
12	9	HALO DE LUNE	7	65.3	0:11.44	0:27.62	0:14.77 [12]	24.19L						-4
		Justin Potter		1400-1200	1200-1000		(0:14.77)							
13	11	MANGALICA	12	66.1	0:11.28	0:27.65	0:16.02 [13]	31.93L						-1
		Caitlin Tootell		1400-1200	1200-1000		(0:16.02)							

Horse/Jockey Name	UNITED LEGEND/Jacob Opperman
Finish Rank	1
Fastest Section Time (Section)	0:11.41 (L1200)
Top Speed [km/h] (Section)	65.9 (Overall)
Race State	Finished



Thomas Farms Rc Murray Bridge-
Professional-2025-07-23

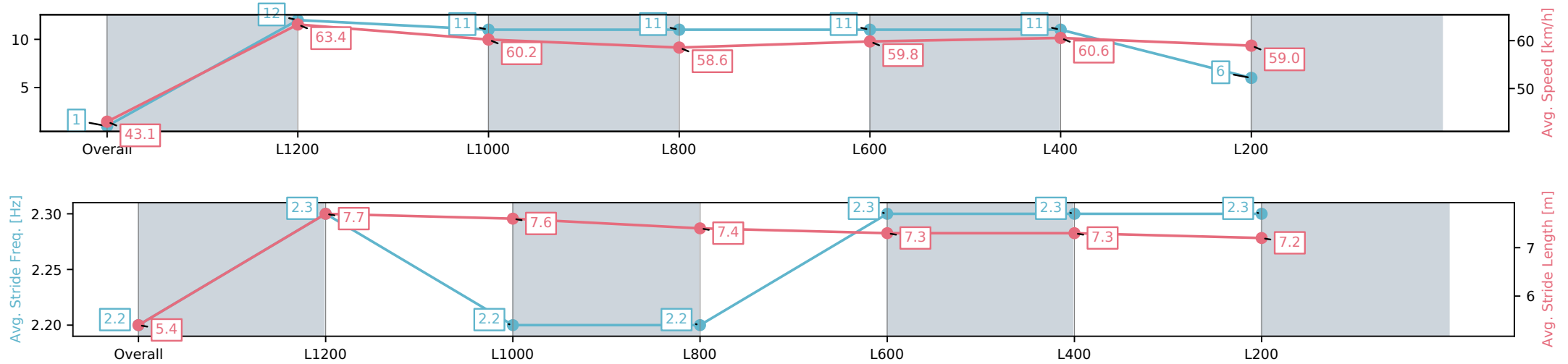
Race 5: Duttons Easy To Do Business With! Maiden Plate -
1400m

23 July 2025 - 2:31PM

Track Rating: Soft 5, Weather: Overcast, Rail Position: +9m 1200m
Chute, +12m 800m-W/Post, +9m Remainder



Section	Overall	L1200	L1000	L800	L600	L400	L200
Section Times	1:29.18[1] (0:16.72)	1:12.46[12] (0:11.41)	1:01.05[11] (0:12.11)	0:48.94[11] (0:12.53)	0:36.41[11] (0:12.28)	0:24.12[11] (0:11.90)	0:12.22[6] (0:12.22)
Average Speed [km/h]	43.1	63.4	60.2	58.6	59.8	60.6	59.0
Top Speed [km/h]	65.9	65.6	61.1	59.9	61.0	61.9	61.9
Avg. Dist. to Rail [m]	9.3	1.7	2.8	3.6	6.2	11.2	9.5
Avg. Stride Freq. [Hz]	2.2	2.3	2.2	2.2	2.3	2.3	2.3
Avg. Stride Length [m]	5.4	7.7	7.6	7.4	7.3	7.3	7.2



[] Ranking at each section and finish
-:-:- No data available at this section
NA No data available

Horse/Jockey Name	TRANSPACIFIC/Lachlan Neindorf
Finish Rank	2
Fastest Section Time (Section)	0:11.48 (L1200)
Top Speed [km/h] (Section)	66.0 (Overall)
Race State	Finished



Thomas Farms Rc Murray Bridge-
Professional-2025-07-23

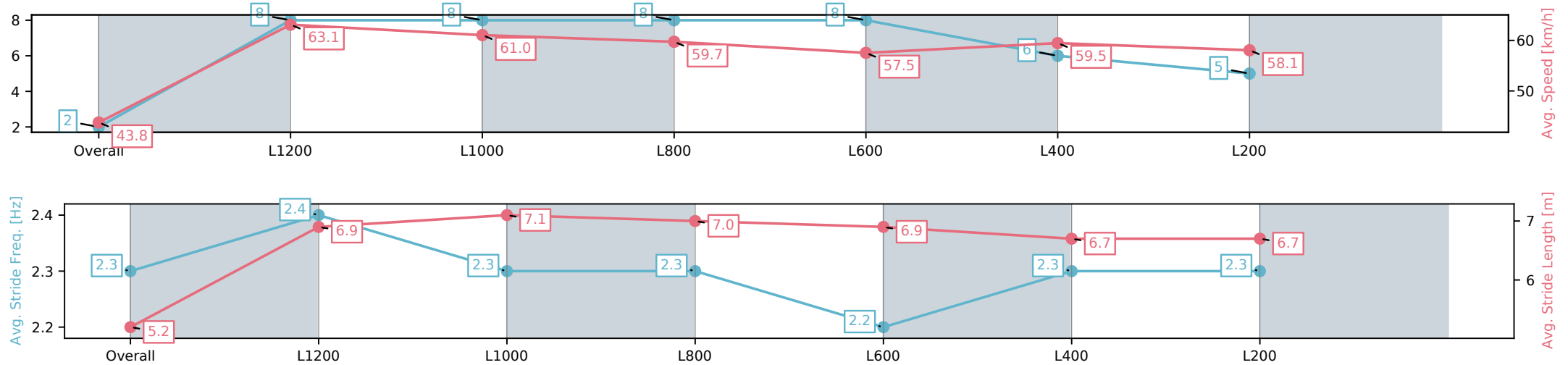
Race 5: Duttons Easy To Do Business With! Maiden Plate -
1400m

23 July 2025 - 2:31PM

Track Rating: Soft 5, Weather: Overcast, Rail Position: +9m 1200m
Chute, +12m 800m-W/Post, +9m Remainder



Section	Overall	L1200	L1000	L800	L600	L400	L200
Section Times	1:29.32[2] (0:16.44)	1:12.88[8] (0:11.48)	1:01.40[8] (0:12.03)	0:49.37[8] (0:12.18)	0:37.19[8] (0:12.67)	0:24.52[6] (0:12.11)	0:12.41[5] (0:12.41)
Average Speed [km/h]	43.8	63.1	61.0	59.7	57.5	59.5	58.1
Top Speed [km/h]	66.0	65.3	61.5	60.5	59.0	60.0	59.0
Avg. Dist. to Rail [m]	8.4	3.8	4.0	2.0	3.2	5.3	6.8
Avg. Stride Freq. [Hz]	2.3	2.4	2.3	2.3	2.2	2.3	2.3
Avg. Stride Length [m]	5.2	6.9	7.1	7.0	6.9	6.7	6.7



[] Ranking at each section and finish
-:-:- No data available at this section
NA No data available

Horse/Jockey Name	ANGEL GEAR/Connor Murtagh
Finish Rank	3
Fastest Section Time (Section)	0:11.42 (L1200)
Top Speed [km/h] (Section)	64.7 (Overall)
Race State	Finished



Thomas Farms Rc Murray Bridge-
Professional-2025-07-23

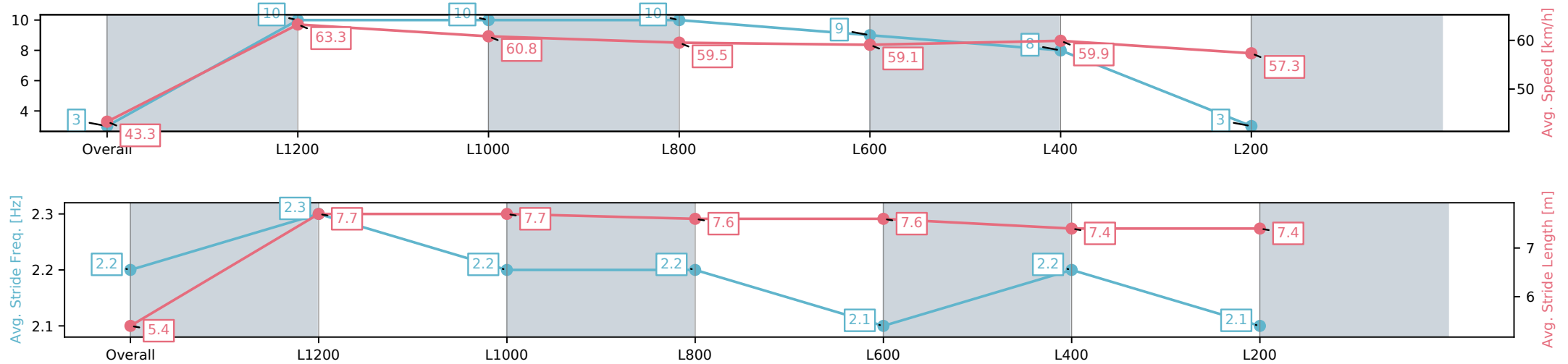
Race 5: Duttons Easy To Do Business With! Maiden Plate -
1400m

23 July 2025 - 2:31PM

Track Rating: Soft 5, Weather: Overcast, Rail Position: +9m 1200m
Chute, +12m 800m-W/Post, +9m Remainder



Section	Overall	L1200	L1000	L800	L600	L400	L200
Section Times	1:29.43[3] (0:16.64)	1:12.79[10] (0:11.42)	1:01.37[10] (0:12.10)	0:49.27[10] (0:12.26)	0:37.01[9] (0:12.43)	0:24.58[8] (0:12.02)	0:12.56[3] (0:12.56)
Average Speed [km/h]	43.3	63.3	60.8	59.5	59.1	59.9	57.3
Top Speed [km/h]	64.4	64.7	61.3	61.1	61.2	60.7	59.0
Avg. Dist. to Rail [m]	11.2	2.9	4.2	2.9	5.0	10.5	8.8
Avg. Stride Freq. [Hz]	2.2	2.3	2.2	2.2	2.1	2.2	2.1
Avg. Stride Length [m]	5.4	7.7	7.7	7.6	7.6	7.4	7.4



[] Ranking at each section and finish
-:-:- No data available at this section
NA No data available

Horse/Jockey Name	KIKKULI/Ben Price
Finish Rank	4
Fastest Section Time (Section)	0:11.33 (L1200)
Top Speed [km/h] (Section)	66.2 (Overall)
Race State	Finished



Thomas Farms Rc Murray Bridge-
Professional-2025-07-23

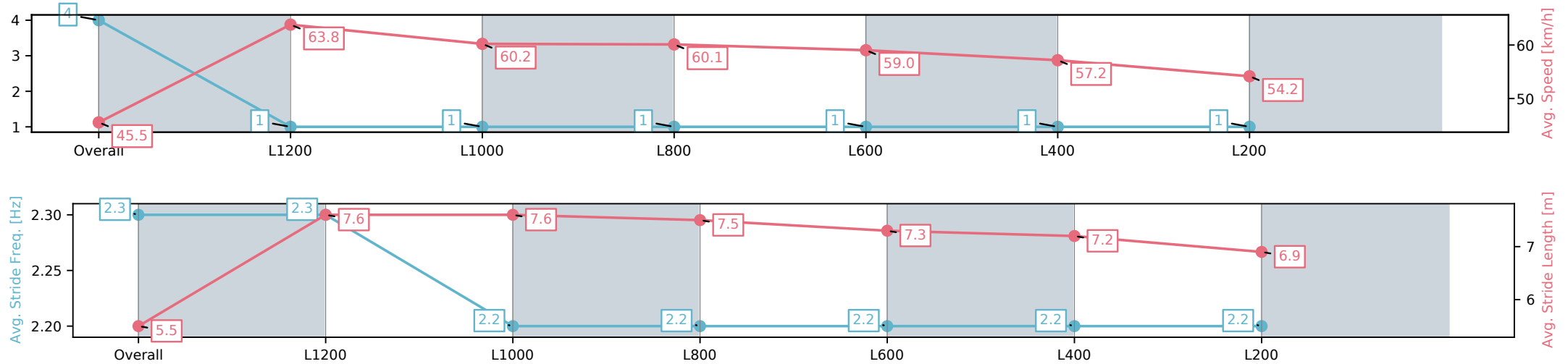
Race 5: Duttons Easy To Do Business With! Maiden Plate -
1400m

23 July 2025 - 2:31PM

Track Rating: Soft 5, Weather: Overcast, Rail Position: +9m 1200m
Chute, +12m 800m-W/Post, +9m Remainder



Section	Overall	L1200	L1000	L800	L600	L400	L200
Section Times	1:29.47[4] (0:15.81)	1:13.66[1] (0:11.33)	1:02.33[1] (0:12.07)	0:50.26[1] (0:12.06)	0:38.20[1] (0:12.28)	0:25.91[1] (0:12.61)	0:13.30[1] (0:13.30)
Average Speed [km/h]	45.5	63.8	60.2	60.1	59.0	57.2	54.2
Top Speed [km/h]	66.2	65.9	61.3	60.7	60.0	58.9	55.6
Avg. Dist. to Rail [m]	8.6	2.4	2.1	1.5	2.2	3.7	3.7
Avg. Stride Freq. [Hz]	2.3	2.3	2.2	2.2	2.2	2.2	2.2
Avg. Stride Length [m]	5.5	7.6	7.6	7.5	7.3	7.2	6.9



[] Ranking at each section and finish
-:-:- No data available at this section
NA No data available

Horse/Jockey Name	YOUBEETFORTY/Taylor Johnstone
Finish Rank	5
Fastest Section Time (Section)	0:11.47 (L1200)
Top Speed [km/h] (Section)	64.5 (Overall)
Race State	Finished



Thomas Farms Rc Murray Bridge-
Professional-2025-07-23

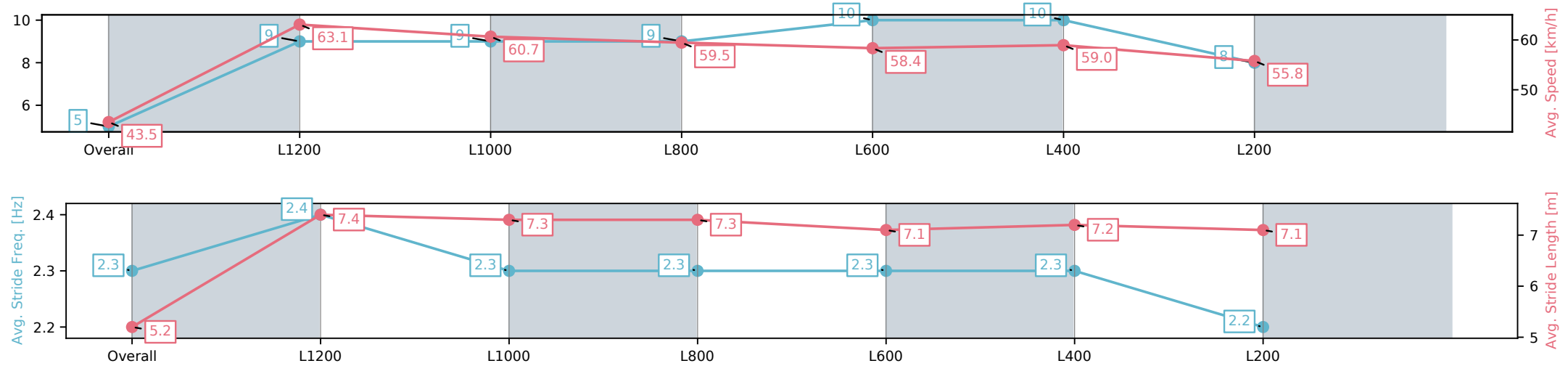
Race 5: Duttons Easy To Do Business With! Maiden Plate -
1400m

23 July 2025 - 2:31PM

Track Rating: Soft 5, Weather: Overcast, Rail Position: +9m 1200m
Chute, +12m 800m-W/Post, +9m Remainder



Section	Overall	L1200	L1000	L800	L600	L400	L200
Section Times	1:30.15[5] (0:16.55)	1:13.60[9] (0:11.47)	1:02.13[9] (0:12.10)	0:50.03[9] (0:12.32)	0:37.71[10] (0:12.59)	0:25.12[10] (0:12.21)	0:12.91[8] (0:12.91)
Average Speed [km/h]	43.5	63.1	60.7	59.5	58.4	59.0	55.8
Top Speed [km/h]	64.5	64.0	61.2	60.9	59.3	60.1	58.3
Avg. Dist. to Rail [m]	11.4	3.4	4.1	3.4	5.3	9.3	8.2
Avg. Stride Freq. [Hz]	2.3	2.4	2.3	2.3	2.3	2.3	2.2
Avg. Stride Length [m]	5.2	7.4	7.3	7.3	7.1	7.2	7.1



[] Ranking at each section and finish
-:-:- No data available at this section
NA No data available

Horse/Jockey Name	AMANDA'S JOY/Felicity Atkinson
Finish Rank	6
Fastest Section Time (Section)	0:11.32 (L1200)
Top Speed [km/h] (Section)	67.0 (Overall)
Race State	Finished



Thomas Farms Rc Murray Bridge-
Professional-2025-07-23

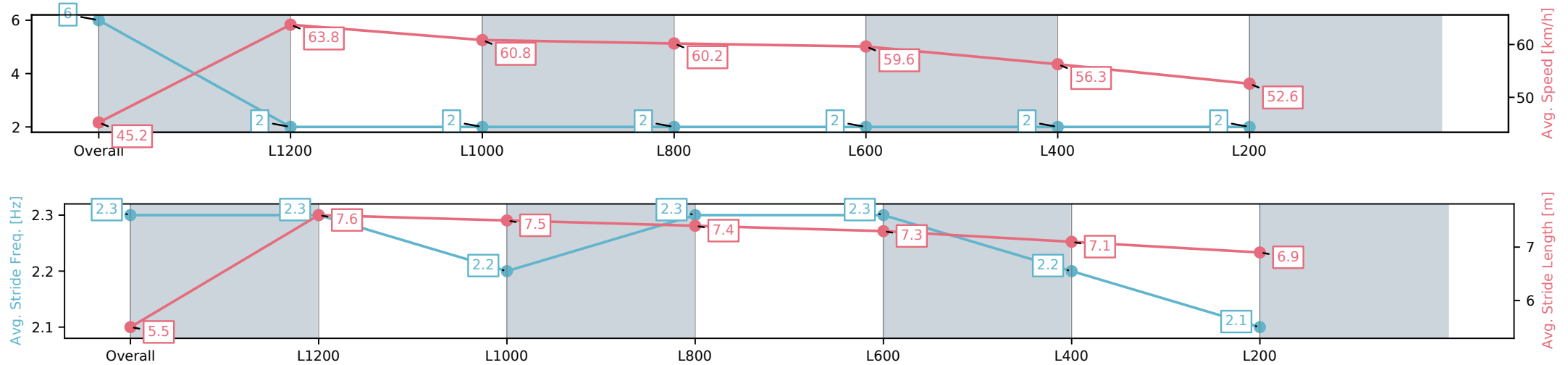
Race 5: Duttons Easy To Do Business With! Maiden Plate -
1400m

23 July 2025 - 2:31PM

Track Rating: Soft 5, Weather: Overcast, Rail Position: +9m 1200m
Chute, +12m 800m-W/Post, +9m Remainder



Section	Overall	L1200	L1000	L800	L600	L400	L200
Section Times	1:30.25[6] (0:15.95)	1:14.30[2] (0:11.32)	1:02.98[2] (0:12.08)	0:50.90[2] (0:12.15)	0:38.75[2] (0:12.25)	0:26.50[2] (0:12.81)	0:13.69[2] (0:13.69)
Average Speed [km/h]	45.2	63.8	60.8	60.2	59.6	56.3	52.6
Top Speed [km/h]	67.0	64.6	62.5	60.6	60.7	58.4	54.3
Avg. Dist. to Rail [m]	7.2	2.7	3.8	3.3	3.8	4.3	3.4
Avg. Stride Freq. [Hz]	2.3	2.3	2.2	2.3	2.3	2.2	2.1
Avg. Stride Length [m]	5.5	7.6	7.5	7.4	7.3	7.1	6.9



[] Ranking at each section and finish
-:-:- No data available at this section
NA No data available

Horse/Jockey Name	BRISEIS ECLIPSE/Teagan Voorham
Finish Rank	7
Fastest Section Time (Section)	0:11.57 (L1200)
Top Speed [km/h] (Section)	65.8 (Overall)
Race State	Finished



Thomas Farms Rc Murray Bridge-
Professional-2025-07-23

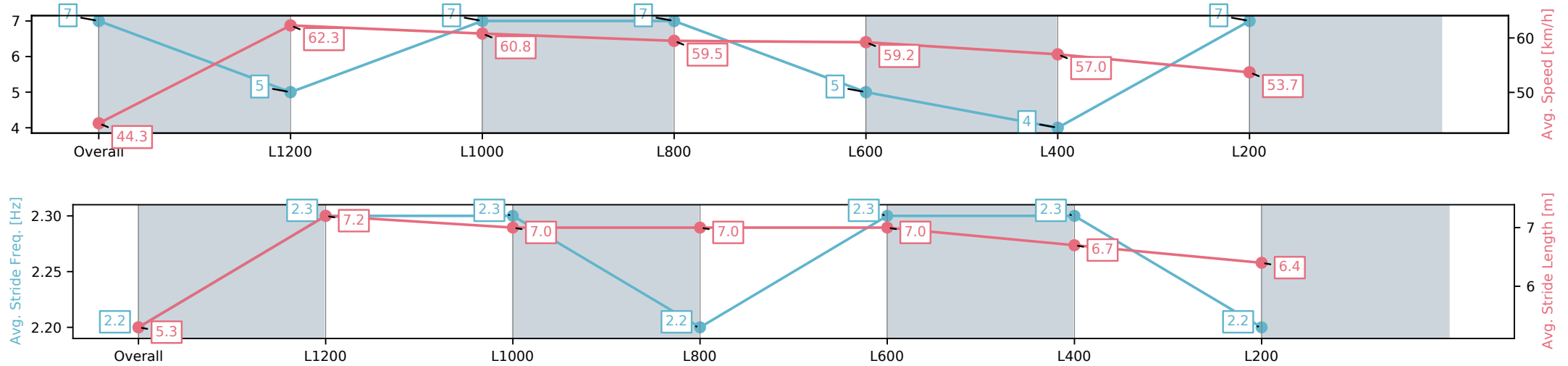
Race 5: Duttons Easy To Do Business With! Maiden Plate -
1400m

23 July 2025 - 2:31PM

Track Rating: Soft 5, Weather: Overcast, Rail Position: +9m 1200m
Chute, +12m 800m-W/Post, +9m Remainder



Section	Overall	L1200	L1000	L800	L600	L400	L200
Section Times	1:30.35[7] (0:16.25)	1:14.10[5] (0:11.57)	1:02.52[7] (0:12.02)	0:50.50[7] (0:12.20)	0:38.30[5] (0:12.28)	0:26.01[4] (0:12.63)	0:13.38[7] (0:13.38)
Average Speed [km/h]	44.3	62.3	60.8	59.5	59.2	57.0	53.7
Top Speed [km/h]	65.8	64.5	61.6	60.0	60.0	59.5	55.4
Avg. Dist. to Rail [m]	6.1	1.0	2.7	1.7	3.1	7.7	7.3
Avg. Stride Freq. [Hz]	2.2	2.3	2.3	2.2	2.3	2.3	2.2
Avg. Stride Length [m]	5.3	7.2	7.0	7.0	7.0	6.7	6.4



[] Ranking at each section and finish
-:-:- No data available at this section
NA No data available

Horse/Jockey Name	LUDO/Alana Livesey
Finish Rank	8
Fastest Section Time (Section)	0:11.42 (L1200)
Top Speed [km/h] (Section)	64.8 (Overall)
Race State	Finished



Thomas Farms Rc Murray Bridge-
Professional-2025-07-23

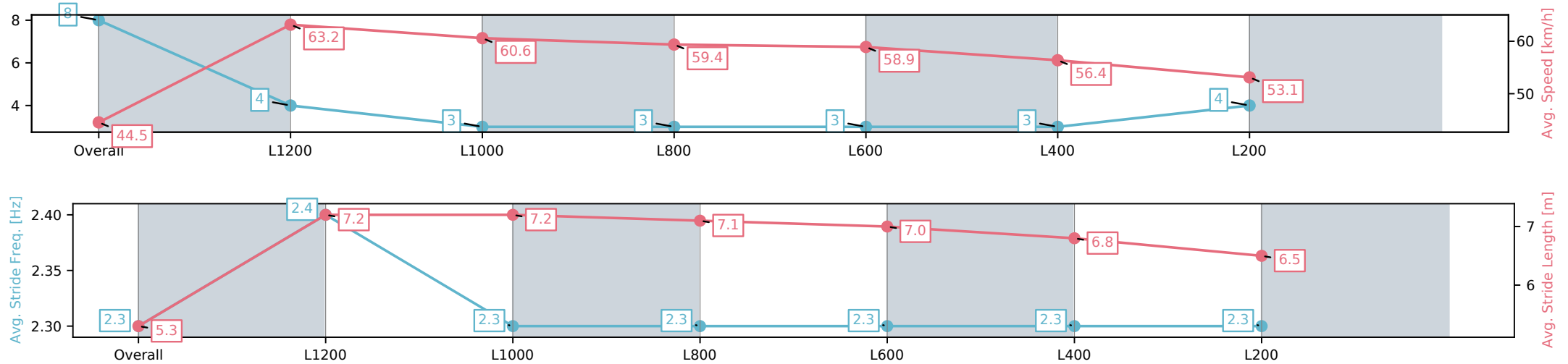
Race 5: Duttons Easy To Do Business With! Maiden Plate -
1400m

23 July 2025 - 2:31PM

Track Rating: Soft 5, Weather: Overcast, Rail Position: +9m 1200m
Chute, +12m 800m-W/Post, +9m Remainder



Section	Overall	L1200	L1000	L800	L600	L400	L200
Section Times	1:30.47[8] (0:16.18)	1:14.29[4] (0:11.42)	1:02.87[3] (0:11.96)	0:50.91[3] (0:12.21)	0:38.70[3] (0:12.39)	0:26.31[3] (0:12.75)	0:13.56[4] (0:13.56)
Average Speed [km/h]	44.5	63.2	60.6	59.4	58.9	56.4	53.1
Top Speed [km/h]	64.8	64.8	61.8	60.0	59.7	58.8	55.2
Avg. Dist. to Rail [m]	7.7	0.5	1.3	1.4	3.6	6.1	5.6
Avg. Stride Freq. [Hz]	2.3	2.4	2.3	2.3	2.3	2.3	2.3
Avg. Stride Length [m]	5.3	7.2	7.2	7.1	7.0	6.8	6.5



[] Ranking at each section and finish
-:-:- No data available at this section
NA No data available

Horse/Jockey Name	EXALTED BELLE/Matthew Chadwick
Finish Rank	9
Fastest Section Time (Section)	0:11.55 (L1200)
Top Speed [km/h] (Section)	64.4 (Overall)
Race State	Finished



Thomas Farms Rc Murray Bridge-
Professional-2025-07-23

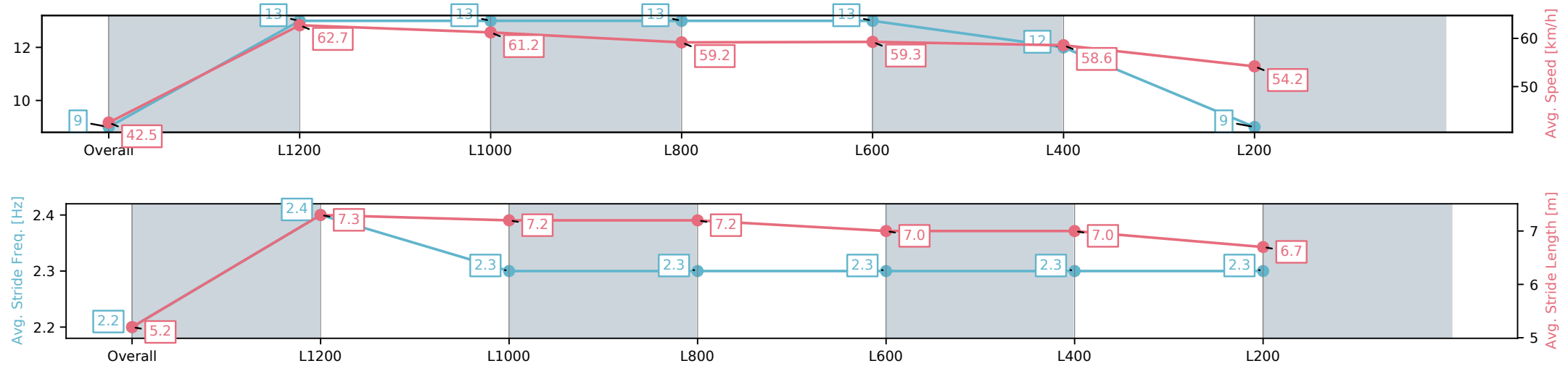
Race 5: Duttons Easy To Do Business With! Maiden Plate -
1400m

23 July 2025 - 2:31PM

Track Rating: Soft 5, Weather: Overcast, Rail Position: +9m 1200m
Chute, +12m 800m-W/Post, +9m Remainder



Section	Overall	L1200	L1000	L800	L600	L400	L200
Section Times	1:30.80[9] (0:16.93)	1:13.87[13] (0:11.55)	1:02.32[13] (0:12.01)	0:50.31[13] (0:12.39)	0:37.92[13] (0:12.33)	0:25.59[12] (0:12.30)	0:13.29[9] (0:13.28)
Average Speed [km/h]	42.5	62.7	61.2	59.2	59.3	58.6	54.2
Top Speed [km/h]	64.4	64.1	61.7	60.7	60.2	59.7	58.3
Avg. Dist. to Rail [m]	12.6	3.9	4.1	3.8	4.0	5.1	4.6
Avg. Stride Freq. [Hz]	2.2	2.4	2.3	2.3	2.3	2.3	2.3
Avg. Stride Length [m]	5.2	7.3	7.2	7.2	7.0	7.0	6.7



[] Ranking at each section and finish
-:-:- No data available at this section
NA No data available

Horse/Jockey Name	PRANCE 'N' BOW/Anna Jordsjo
Finish Rank	10
Fastest Section Time (Section)	0:11.51 (L1200)
Top Speed [km/h] (Section)	65.6 (Overall)
Race State	Finished



Thomas Farms Rc Murray Bridge-
Professional-2025-07-23

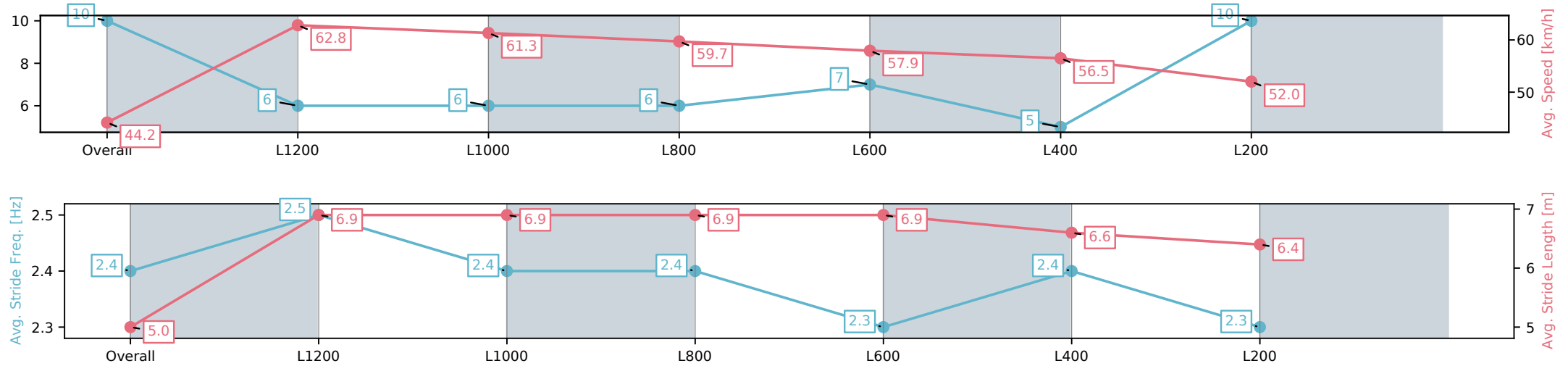
Race 5: Duttons Easy To Do Business With! Maiden Plate -
1400m

23 July 2025 - 2:31PM

Track Rating: Soft 5, Weather: Overcast, Rail Position: +9m 1200m
Chute, +12m 800m-W/Post, +9m Remainder



Section	Overall	L1200	L1000	L800	L600	L400	L200
Section Times	1:31.36[10] (0:16.32)	1:15.04[6] (0:11.51)	1:03.53[6] (0:12.02)	0:51.51[6] (0:12.25)	0:39.26[7] (0:12.70)	0:26.56[5] (0:12.73)	0:13.83[10] (0:13.83)
Average Speed [km/h]	44.2	62.8	61.3	59.7	57.9	56.5	52.0
Top Speed [km/h]	65.6	65.1	61.7	60.6	59.4	59.9	54.7
Avg. Dist. to Rail [m]	10.1	3.3	4.3	3.7	5.2	8.6	8.4
Avg. Stride Freq. [Hz]	2.4	2.5	2.4	2.4	2.3	2.4	2.3
Avg. Stride Length [m]	5.0	6.9	6.9	6.9	6.9	6.6	6.4



Horse/Jockey Name	KATHERINEMARIE/Stacey Metcalfe
Finish Rank	11
Fastest Section Time (Section)	0:11.59 (L1200)
Top Speed [km/h] (Section)	64.8 (Overall)
Race State	Finished



Thomas Farms Rc Murray Bridge-
Professional-2025-07-23

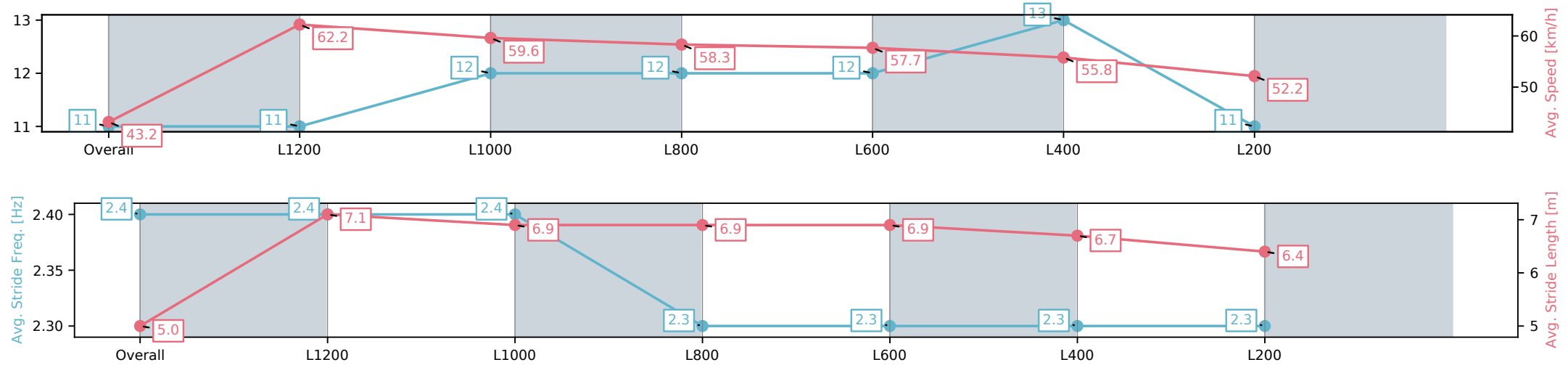
Race 5: Duttons Easy To Do Business With! Maiden Plate -
1400m

23 July 2025 - 2:31PM

Track Rating: Soft 5, Weather: Overcast, Rail Position: +9m 1200m
Chute, +12m 800m-W/Post, +9m Remainder



Section	Overall	L1200	L1000	L800	L600	L400	L200
Section Times	1:32.15[11] (0:16.67)	1:15.48[11] (0:11.59)	1:03.89[12] (0:12.16)	0:51.73[12] (0:12.42)	0:39.31[12] (0:12.59)	0:26.72[13] (0:12.93)	0:13.79[11] (0:13.79)
Average Speed [km/h]	43.2	62.2	59.6	58.3	57.7	55.8	52.2
Top Speed [km/h]	64.6	64.8	61.1	59.1	58.8	56.8	55.3
Avg. Dist. to Rail [m]	6.1	1.0	1.7	1.0	2.5	3.5	4.4
Avg. Stride Freq. [Hz]	2.4	2.4	2.4	2.3	2.3	2.3	2.3
Avg. Stride Length [m]	5.0	7.1	6.9	6.9	6.9	6.7	6.4



[] Ranking at each section and finish
-:-:- No data available at this section
NA No data available

Horse/Jockey Name	HALO DE LUNE/Justin Potter
Finish Rank	12
Fastest Section Time (Section)	0:11.44 (L1200)
Top Speed [km/h] (Section)	65.3 (Overall)
Race State	Finished



Thomas Farms Rc Murray Bridge-
Professional-2025-07-23

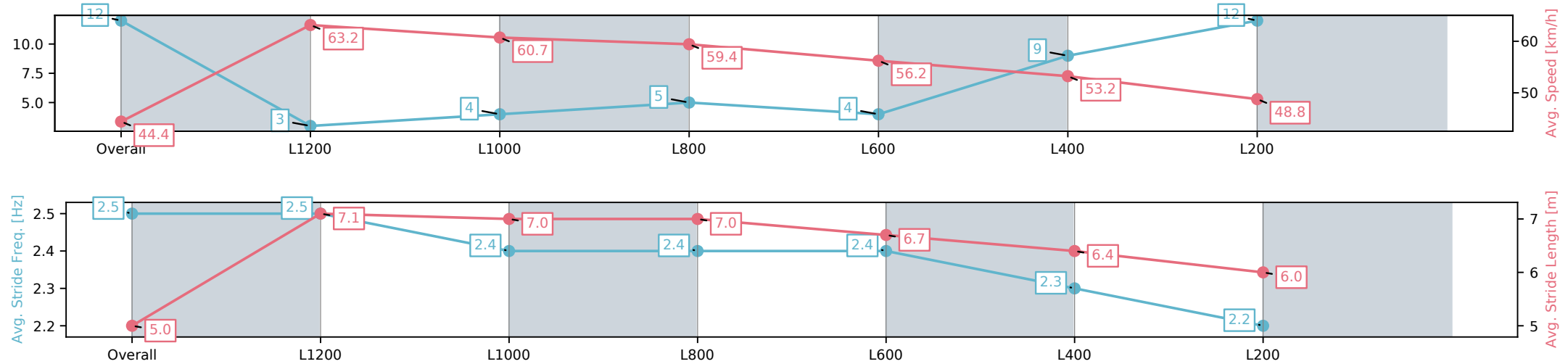
Race 5: Duttons Easy To Do Business With! Maiden Plate -
1400m

23 July 2025 - 2:31PM

Track Rating: Soft 5, Weather: Overcast, Rail Position: +9m 1200m
Chute, +12m 800m-W/Post, +9m Remainder



Section	Overall	L1200	L1000	L800	L600	L400	L200
Section Times	1:33.17[12] (0:16.18)	1:16.99[3] (0:11.44)	1:05.55[4] (0:12.03)	0:53.52[5] (0:12.22)	0:41.30[4] (0:13.01)	0:28.29[9] (0:13.52)	0:14.77[12] (0:14.77)
Average Speed [km/h]	44.4	63.2	60.7	59.4	56.2	53.2	48.8
Top Speed [km/h]	65.3	65.3	61.8	60.4	57.9	55.6	52.4
Avg. Dist. to Rail [m]	9.3	2.0	2.8	1.9	3.9	6.9	5.6
Avg. Stride Freq. [Hz]	2.5	2.5	2.4	2.4	2.4	2.3	2.2
Avg. Stride Length [m]	5.0	7.1	7.0	7.0	6.7	6.4	6.0



[] Ranking at each section and finish
-:-:- No data available at this section
NA No data available

Horse/Jockey Name	MANGALICA/Caitlin Tootell
Finish Rank	13
Fastest Section Time (Section)	0:11.28 (L1200)
Top Speed [km/h] (Section)	66.1 (Overall)
Race State	Finished



Thomas Farms Rc Murray Bridge-
Professional-2025-07-23

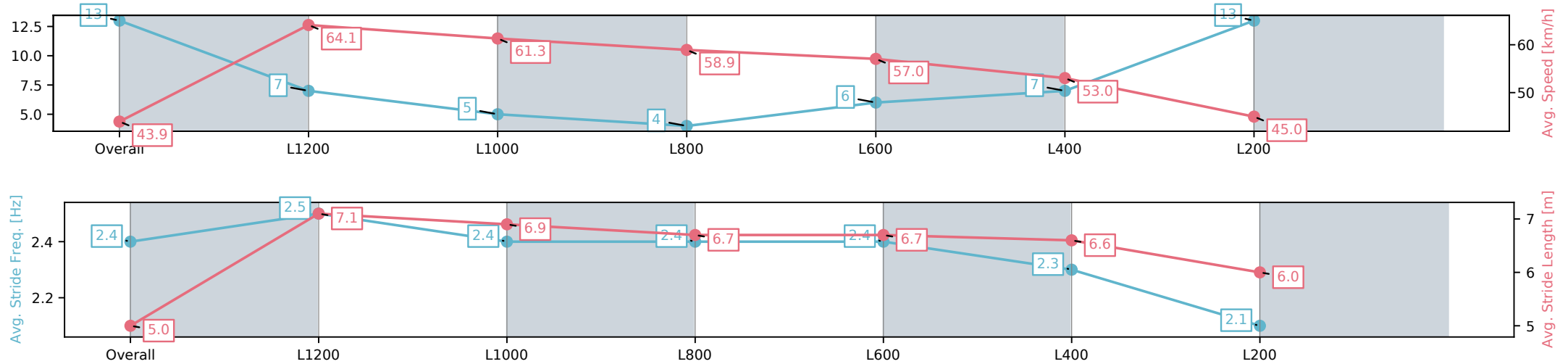
Race 5: Duttons Easy To Do Business With! Maiden Plate -
1400m

23 July 2025 - 2:31PM

Track Rating: Soft 5, Weather: Overcast, Rail Position: +9m 1200m
Chute, +12m 800m-W/Post, +9m Remainder



Section	Overall	L1200	L1000	L800	L600	L400	L200
Section Times	1:34.45[13] (0:16.36)	1:18.09[7] (0:11.28)	1:06.80[5] (0:11.99)	0:54.81[4] (0:12.44)	0:42.37[6] (0:12.77)	0:29.60[7] (0:13.57)	0:16.02[13] (0:16.02)
Average Speed [km/h]	43.9	64.1	61.3	58.9	57.0	53.0	45.0
Top Speed [km/h]	65.5	66.1	63.3	60.2	58.2	56.9	49.1
Avg. Dist. to Rail [m]	12.9	3.4	4.0	3.6	3.4	7.0	5.9
Avg. Stride Freq. [Hz]	2.4	2.5	2.4	2.4	2.4	2.3	2.1
Avg. Stride Length [m]	5.0	7.1	6.9	6.7	6.7	6.6	6.0



[] Ranking at each section and finish
-:-:- No data available at this section
NA No data available