



Thomas Farms Rc Murray Bridge-Professional-2025-07-23

Race 4: Thomas Farms Maiden Plate - 1400m

23 July 2025 - 1:56PM

Track Rating: Soft 5, Weather: Overcast, Rail Position: +9m 1200m Chute, +12m 800m-W/
Post, +9m Remainder



Section Field Times

Overall
1:28.44
(0:15.74)

L1200
1:12.70
(0:11.14)

L1000
1:01.56
(0:12.03)

L800
0:49.53
(0:12.60)

L600
0:36.93
(0:12.52)

L400
0:24.41
(0:12.14)

Position	#	Horse/Jockey	Barrier	Top Speed [km/h]	Fastest Section	First 400m								Distance Travelled From Winner [m]
1	7	BREAK THE TABOO	7	66.6	0:11.26	0:27.64	1:28.44	1:12.06 [10]	1:00.80 [10]	0:48.85 [7]	0:36.54 [5]	0:24.15 [3]		
		Jacob Opperman		1400-1200	1200-1000		(0:16.38)	(0:11.26)	(0:11.95)	(0:12.31)	(0:12.39)	(0:11.87)		
2	1	ANTHRACITE	12	65.9	0:11.32	0:27.60	1:28.49	1:12.21 [9]	1:00.89 [9]	0:48.62 [10]	0:36.40 [8]	0:24.03 [6]		+0
		Todd Pannell		1400-1200	1200-1000		(0:16.28)	(0:11.32)	(0:12.27)	(0:12.22)	(0:12.37)	(0:12.00)		
3	10	EXTRA CHILL	13	64.7	0:11.32	0:27.98	1:28.89	1:12.23 [12]	1:00.91 [12]	0:48.87 [12]	0:36.46 [10]	0:24.13 [7]		+7
		Lachlan Neindorf		1400-1200	1200-1000		(0:16.66)	(0:11.32)	(0:12.04)	(0:12.41)	(0:12.33)	(0:11.96)		
4	4	RARAMURI	1	65.7	0:11.26	0:27.44	1:29.30	1:13.12 [8]	1:01.86 [7]	0:49.91 [5]	0:37.36 [6]	0:25.04 [2]		-5
		Justin Potter		1400-1200	1200-1000		(0:16.18)	(0:11.26)	(0:11.95)	(0:12.55)	(0:12.32)	(0:12.37)		
5	6	SUIT OF WANDS	9	66.1	0:11.31	0:27.90	1:29.97	1:13.38 [11]	1:02.07 [11]	0:49.96 [11]	0:37.46 [12]	0:24.95 [11]		+2
		Caitlin Jones		1400-1200	1200-1000		(0:16.59)	(0:11.31)	(0:12.11)	(0:12.50)	(0:12.51)	(0:12.62)		
6	8	PERILOUS LASS	3	66.5	0:11.28	0:27.37	1:29.97	1:13.88 [5]	1:02.60 [6]	0:50.30 [8]	0:37.66 [9]	0:24.84 [12]		+5
		Alana Livesey		1400-1200	1200-1000		(0:16.09)	(0:11.28)	(0:12.30)	(0:12.64)	(0:12.82)	(0:12.20)		
7	14	XAIAMBI	5	66.5	0:11.15	0:26.88	1:30.24	1:14.51 [1]	1:03.36 [1]	0:51.34 [1]	0:38.74 [1]	0:26.22 [1]		-3
		Emily Finnegan		1400-1200	1200-1000		(0:15.73)	(0:11.15)	(0:12.02)	(0:12.60)	(0:12.52)	(0:12.72)		
8	3	CALM THE PRESS	11	66.6	0:11.30	0:27.47	1:31.15	1:14.98 [7]	1:03.68 [8]	0:51.34 [9]	0:38.70 [11]	0:25.90 [13]		+4
		Stacey Metcalfe		1400-1200	1200-1000		(0:16.17)	(0:11.30)	(0:12.34)	(0:12.64)	(0:12.80)	(0:12.70)		
9	11	GRINZINGER JOY	4	65.3	0:11.33	0:28.05	1:31.17	1:14.45 [13]	1:03.12 [13]	0:50.93 [13]	0:38.57 [13]	0:26.25 [10]		-5
		Ben Price		1400-1200	1200-1000		(0:16.72)	(0:11.33)	(0:12.19)	(0:12.36)	(0:12.32)	(0:12.63)		
10	5	SANTELLA	2	66.8	0:11.19	0:27.35	1:31.37	1:15.21 [6]	1:04.02 [5]	0:51.87 [6]	0:39.34 [7]	0:26.55 [9]		+1
		Alyssa Webb		1400-1200	1200-1000		(0:16.16)	(0:11.19)	(0:12.15)	(0:12.53)	(0:12.79)	(0:13.04)		

Report Created: Wed 23 July 2025 14:45:19 GMT+10 (Note: Timing is based on positional data)

Page 1/18

[] Position in running at each section and finish
-:-:- No data available at this section
NA No data available
█ Background shading for fastest section

Saddle cloth number
DNF Did not finish
DNT Did not track

data processed by  TRIPLESDATA



Thomas Farms Rc Murray Bridge-Professional-2025-07-23

Race 4: Thomas Farms Maiden Plate - 1400m

23 July 2025 - 1:56PM

Track Rating: Soft 5, Weather: Overcast, Rail Position: +9m 1200m Chute, +12m 800m-W/
Post, +9m Remainder



Section

Field Times

Overall
1:28.44
(0:15.74)

L1200
1:12.70
(0:11.14)

L1000
1:01.56
(0:12.03)

L800
0:49.53
(0:12.60)

L600
0:36.93
(0:12.52)

L400
0:24.41
(0:12.14)

Position	#	Horse/Jockey	Barrier	Top Speed [km/h]	Fastest Section	First 400m								Distance Travelled From Winner [m]
11	9	DUNALI	14	64.2	0:11.47	0:28.31	1:31.62	1:14.78 [14]	1:03.31 [14]	0:51.21 [14]	0:38.69 [14]	0:25.99 [14]		-2
		Margaret Collett		1400-1200	1200-1000		(0:16.84)	(0:11.47)	(0:12.10)	(0:12.52)	(0:12.70)	(0:12.68)		
12	12	HOLDER MAID	10	67.6	0:11.06	0:27.10	1:31.72	1:15.68 [4]	1:04.62 [3]	0:52.58 [3]	0:39.93 [2]	0:27.38 [5]		+1
		Anna Jordsjo		1400-1200	1200-1000		(0:16.04)	(0:11.06)	(0:12.04)	(0:12.65)	(0:12.55)	(0:13.22)		
13	2	MASTER CHARLIE	8	67.8	0:11.19	0:27.10	1:31.75	1:15.84 [2]	1:04.65 [4]	0:52.45 [4]	0:39.90 [4]	0:27.45 [4]		-1
		Jessica Tzaferis		1400-1200	1200-1000		(0:15.91)	(0:11.19)	(0:12.20)	(0:12.55)	(0:12.45)	(0:13.30)		
14	13	SMILING AKEED	6	68.7	0:10.95	0:26.96	1:34.04	1:18.03 [3]	1:07.08 [2]	0:55.04 [2]	0:42.25 [3]	0:29.27 [8]		+1
		Sairyn Fawke		1400-1200	1200-1000		(0:16.01)	(0:10.95)	(0:12.04)	(0:12.79)	(0:12.98)	(0:13.77)		



Thomas Farms Rc Murray Bridge-Professional-2025-07-23

Race 4: Thomas Farms Maiden Plate - 1400m

23 July 2025 - 1:56PM

Track Rating: Soft 5, Weather: Overcast, Rail Position: +9m 1200m Chute, +12m 800m-W/
Post, +9m Remainder



Section Field Times

L200
0:12.28
(0:12.28)

Position	#	Horse/Jockey	Barrier	Top Speed [km/h]	Fastest Section	First 400m	Margin	Distance Travelled From Winner [m]
1	7	BREAK THE TABOO Jacob Opperman	7	66.6 1400-1200	0:11.26 1200-1000	0:27.64 (0:12.28)	1:28.44	
2	1	ANTHRACITE Todd Pannell	12	65.9 1400-1200	0:11.32 1200-1000	0:27.60 (0:12.03)	0.34L	+0
3	10	EXTRA CHILL Lachlan Neindorf	13	64.7 1400-1200	0:11.32 1200-1000	0:27.98 (0:12.17)	2.98L	+7
4	4	RARAMURI Justin Potter	1	65.7 1400-1200	0:11.26 1200-1000	0:27.44 (0:12.67)	5.71L	-5
5	6	SUIT OF WANDS Caitlin Jones	9	66.1 1400-1200	0:11.31 1200-1000	0:27.90 (0:12.33)	10.14L	+2
6	8	PERILOUS LASS Alana Livesey	3	66.5 1400-1200	0:11.28 1200-1000	0:27.37 (0:12.64)	10.14L	+5
7	14	XAIAMBI Emily Finnegan	5	66.5 1400-1200	0:11.15 1200-1000	0:26.88 (0:13.50)	11.9L	-3
8	3	CALM THE PRESS Stacey Metcalfe	11	66.6 1400-1200	0:11.30 1200-1000	0:27.47 (0:13.20)	17.97L	+4
9	11	GRINZINGER JOY Ben Price	4	65.3 1400-1200	0:11.33 1200-1000	0:28.05 (0:13.62)	18.07L	-5
10	5	SANTELLA Alyssa Webb	2	66.8 1400-1200	0:11.19 1200-1000	0:27.35 (0:13.51)	19.39L	+1

Report Created: Wed 23 July 2025 14:45:19 GMT+10 (Note: Timing is based on positional data)

Page 3/18

[] Position in running at each section and finish
-:-:- No data available at this section
NA No data available
Background shading for fastest section

Saddle cloth number
DNF Did not finish
DNT Did not track

data processed by TRIPLESDATA



Thomas Farms Rc Murray Bridge-Professional-2025-07-23

Race 4: Thomas Farms Maiden Plate - 1400m

23 July 2025 - 1:56PM

Track Rating: Soft 5, Weather: Overcast, Rail Position: +9m 1200m Chute, +12m 800m-W/
Post, +9m Remainder



Section Field Times

L200
0:12.28
(0:12.28)

Position	#	Horse/Jockey	Barrier	Top Speed [km/h]	Fastest Section	First 400m	Margin	Distance Travelled From Winner [m]						
11	9	DUNALI	14	64.2	0:11.47	0:28.31	0:13.31 [13]	21.08L						-2
		Margaret Collett		1400-1200	1200-1000		(0:13.31)							
12	12	HOLDER MAID	10	67.6	0:11.06	0:27.10	0:14.16 [8]	21.73L						+1
		Anna Jordsjo		1400-1200	1200-1000		(0:14.16)							
13	2	MASTER CHARLIE	8	67.8	0:11.19	0:27.10	0:14.15 [9]	21.92L						-1
		Jessica Tzaferis		1400-1200	1200-1000		(0:14.15)							
14	13	SMILING AKEED	6	68.7	0:10.95	0:26.96	0:15.50 [14]	37.1L						+1
		Sairyn Fawke		1400-1200	1200-1000		(0:15.50)							

Horse/Jockey Name	BREAK THE TABOO/Jacob Opperman
Finish Rank	1
Fastest Section Time (Section)	0:11.26 (L1200)
Top Speed [km/h] (Section)	66.6 (Overall)
Race State	Finished



Thomas Farms Rc Murray Bridge-
Professional-2025-07-23

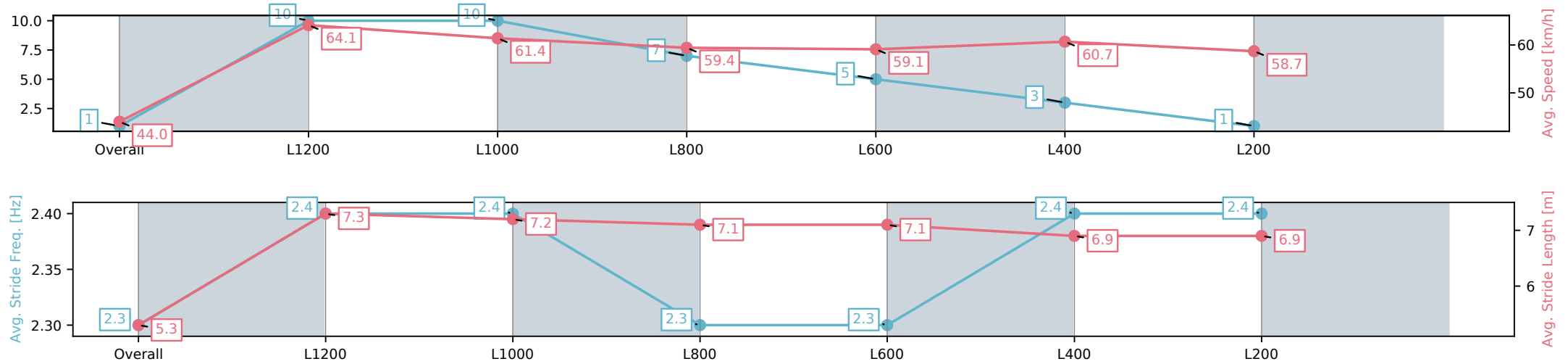
Race 4: Thomas Farms Maiden Plate - 1400m

23 July 2025 - 1:56PM

Track Rating: Soft 5, Weather: Overcast, Rail Position: +9m 1200m
Chute, +12m 800m-W/Post, +9m Remainder



Section	Overall	L1200	L1000	L800	L600	L400	L200
Section Times	1:28.44[1] (0:16.38)	1:12.06[10] (0:11.26)	1:00.80[10] (0:11.95)	0:48.85[7] (0:12.31)	0:36.54[5] (0:12.39)	0:24.15[3] (0:11.87)	0:12.28[1] (0:12.28)
Average Speed [km/h]	44.0	64.1	61.4	59.4	59.1	60.7	58.7
Top Speed [km/h]	66.1	66.6	63.2	60.7	61.6	62.7	60.2
Avg. Dist. to Rail [m]	9.3	1.4	4.1	2.9	4.5	5.9	4.4
Avg. Stride Freq. [Hz]	2.3	2.4	2.4	2.3	2.3	2.4	2.4
Avg. Stride Length [m]	5.3	7.3	7.2	7.1	7.1	6.9	6.9



[] Ranking at each section and finish
-:-:- No data available at this section
NA No data available

Horse/Jockey Name	ANTHRACITE/Todd Pannell
Finish Rank	2
Fastest Section Time (Section)	0:11.32 (L1200)
Top Speed [km/h] (Section)	65.9 (Overall)
Race State	Finished



Thomas Farms Rc Murray Bridge-
Professional-2025-07-23

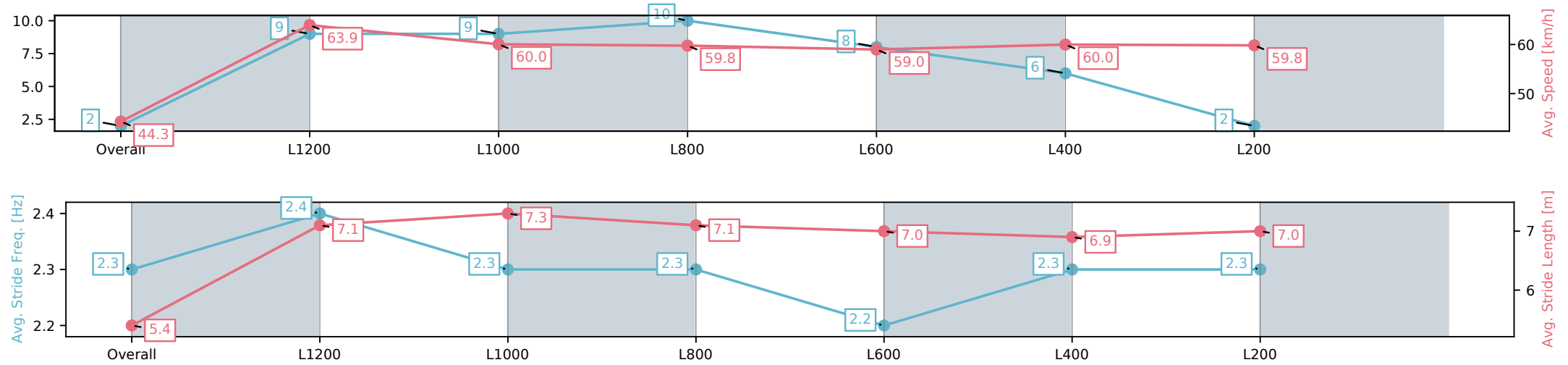
Race 4: Thomas Farms Maiden Plate - 1400m

23 July 2025 - 1:56PM

Track Rating: Soft 5, Weather: Overcast, Rail Position: +9m 1200m
Chute, +12m 800m-W/Post, +9m Remainder



Section	Overall	L1200	L1000	L800	L600	L400	L200
Section Times	1:28.49[2] (0:16.28)	1:12.21[9] (0:11.32)	1:00.89[9] (0:12.27)	0:48.62[10] (0:12.22)	0:36.40[8] (0:12.37)	0:24.03[6] (0:12.00)	0:12.03[2] (0:12.03)
Average Speed [km/h]	44.3	63.9	60.0	59.8	59.0	60.0	59.8
Top Speed [km/h]	65.9	65.4	61.9	60.7	60.5	60.7	60.6
Avg. Dist. to Rail [m]	13.9	2.8	4.8	3.0	3.2	7.4	6.1
Avg. Stride Freq. [Hz]	2.3	2.4	2.3	2.3	2.2	2.3	2.3
Avg. Stride Length [m]	5.4	7.1	7.3	7.1	7.0	6.9	7.0



[] Ranking at each section and finish
-:-:- No data available at this section
NA No data available

Horse/Jockey Name	EXTRA CHILL/Lachlan Neindorf
Finish Rank	3
Fastest Section Time (Section)	0:11.32 (L1200)
Top Speed [km/h] (Section)	64.7 (Overall)
Race State	Finished



Thomas Farms Rc Murray Bridge-
Professional-2025-07-23

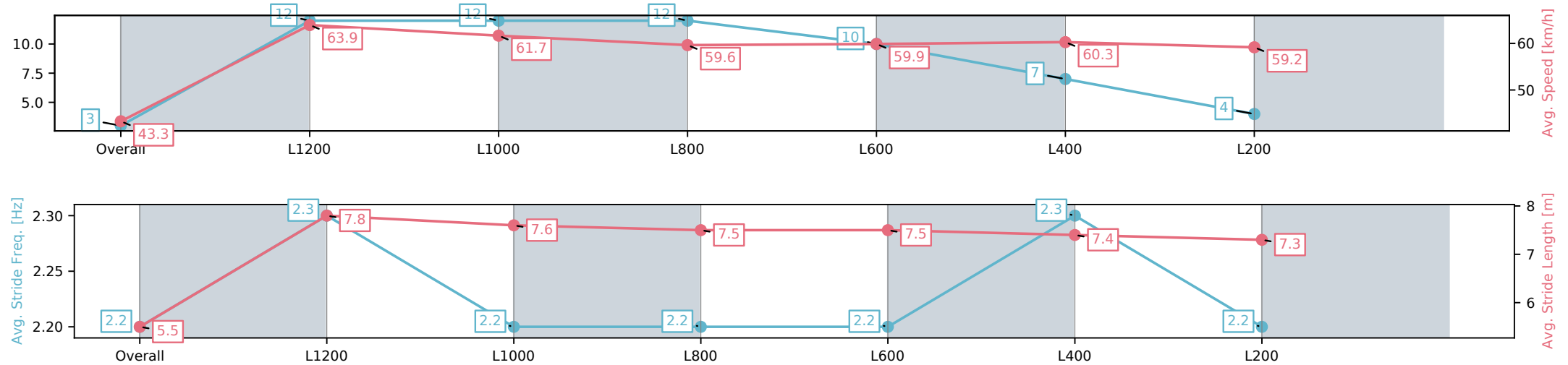
Race 4: Thomas Farms Maiden Plate - 1400m

23 July 2025 - 1:56PM

Track Rating: Soft 5, Weather: Overcast, Rail Position: +9m 1200m
Chute, +12m 800m-W/Post, +9m Remainder



Section	Overall	L1200	L1000	L800	L600	L400	L200
Section Times	1:28.89[3] (0:16.66)	1:12.23[12] (0:11.32)	1:00.91[12] (0:12.04)	0:48.87[12] (0:12.41)	0:36.46[10] (0:12.33)	0:24.13[7] (0:11.96)	0:12.17[4] (0:12.17)
Average Speed [km/h]	43.3	63.9	61.7	59.6	59.9	60.3	59.2
Top Speed [km/h]	64.3	64.7	62.7	61.0	61.0	60.7	60.4
Avg. Dist. to Rail [m]	14.1	3.7	5.9	5.8	6.7	10.0	9.7
Avg. Stride Freq. [Hz]	2.2	2.3	2.2	2.2	2.2	2.3	2.2
Avg. Stride Length [m]	5.5	7.8	7.6	7.5	7.5	7.4	7.3



[] Ranking at each section and finish
-:-:- No data available at this section
NA No data available

Horse/Jockey Name	RARAMURI/Justin Potter
Finish Rank	4
Fastest Section Time (Section)	0:11.26 (L1200)
Top Speed [km/h] (Section)	65.7 (Overall)
Race State	Finished



Thomas Farms Rc Murray Bridge-
Professional-2025-07-23

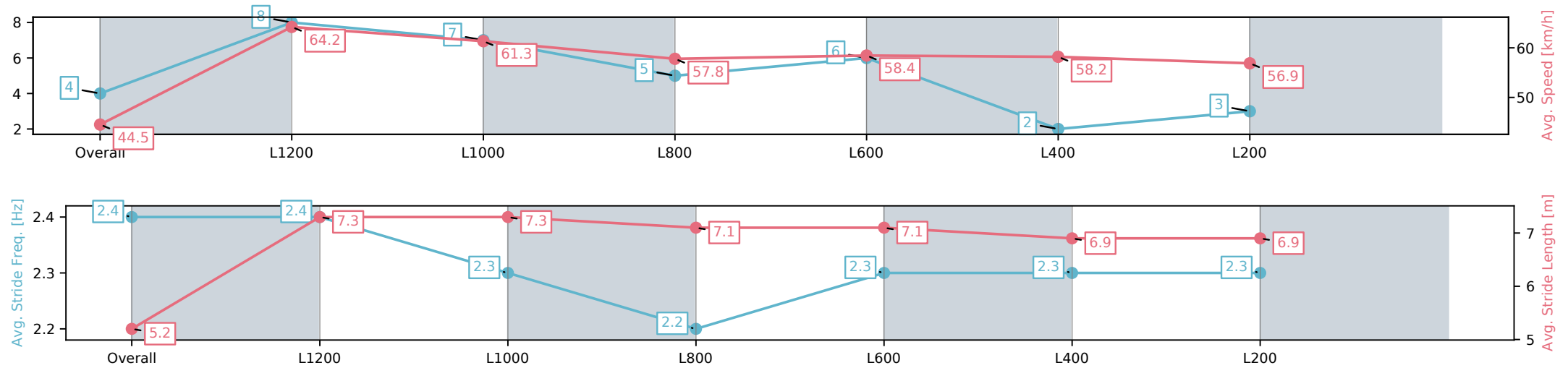
Race 4: Thomas Farms Maiden Plate - 1400m

23 July 2025 - 1:56PM

Track Rating: Soft 5, Weather: Overcast, Rail Position: +9m 1200m
Chute, +12m 800m-W/Post, +9m Remainder



Section	Overall	L1200	L1000	L800	L600	L400	L200
Section Times	1:29.30[4] (0:16.18)	1:13.12[8] (0:11.26)	1:01.86[7] (0:11.95)	0:49.91[5] (0:12.55)	0:37.36[6] (0:12.32)	0:25.04[2] (0:12.37)	0:12.67[3] (0:12.67)
Average Speed [km/h]	44.5	64.2	61.3	57.8	58.4	58.2	56.9
Top Speed [km/h]	65.2	65.7	63.7	59.7	59.5	59.1	58.2
Avg. Dist. to Rail [m]	7.1	1.5	3.5	1.5	0.9	3.1	3.9
Avg. Stride Freq. [Hz]	2.4	2.4	2.3	2.2	2.3	2.3	2.3
Avg. Stride Length [m]	5.2	7.3	7.3	7.1	7.1	6.9	6.9



[] Ranking at each section and finish
-:-:- No data available at this section
NA No data available

Horse/Jockey Name	SUIT OF WANDS/Caitlin Jones
Finish Rank	5
Fastest Section Time (Section)	0:11.31 (L1200)
Top Speed [km/h] (Section)	66.1 (Overall)
Race State	Finished



Thomas Farms Rc Murray Bridge-
Professional-2025-07-23

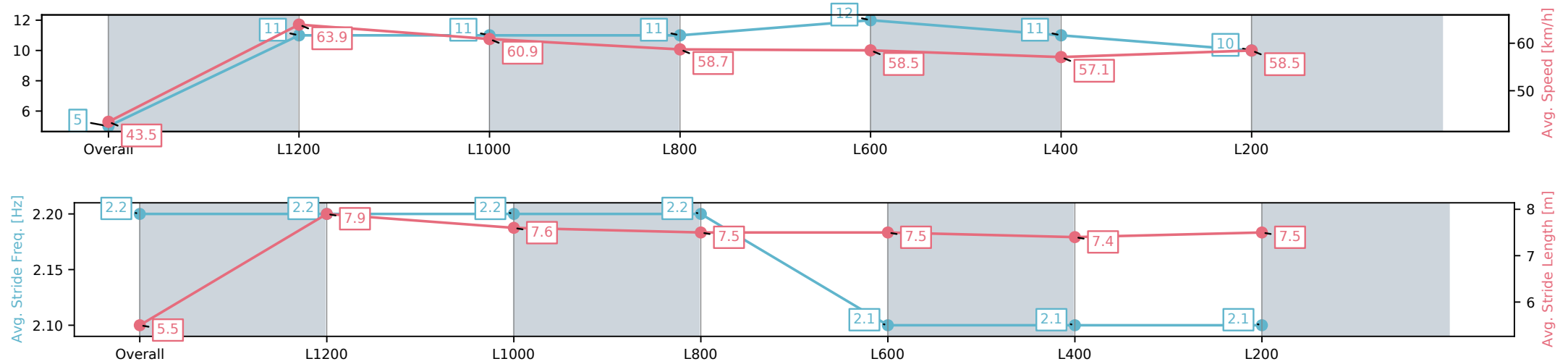
Race 4: Thomas Farms Maiden Plate - 1400m

23 July 2025 - 1:56PM

Track Rating: Soft 5, Weather: Overcast, Rail Position: +9m 1200m
Chute, +12m 800m-W/Post, +9m Remainder



Section	Overall	L1200	L1000	L800	L600	L400	L200
Section Times	1:29.97[5] (0:16.59)	1:13.38[11] (0:11.31)	1:02.07[11] (0:12.11)	0:49.96[11] (0:12.50)	0:37.46[12] (0:12.51)	0:24.95[11] (0:12.62)	0:12.33[10] (0:12.33)
Average Speed [km/h]	43.5	63.9	60.9	58.7	58.5	57.1	58.5
Top Speed [km/h]	66.1	65.0	62.8	59.6	59.8	57.8	59.0
Avg. Dist. to Rail [m]	11.7	3.0	4.7	3.9	4.4	8.2	9.6
Avg. Stride Freq. [Hz]	2.2	2.2	2.2	2.2	2.1	2.1	2.1
Avg. Stride Length [m]	5.5	7.9	7.6	7.5	7.5	7.4	7.5



[] Ranking at each section and finish
-:-:- No data available at this section
NA No data available

Horse/Jockey Name	PERILOUS LASS/Alana Livesey
Finish Rank	6
Fastest Section Time (Section)	0:11.28 (L1200)
Top Speed [km/h] (Section)	66.5 (Overall)
Race State	Finished



Thomas Farms Rc Murray Bridge-
Professional-2025-07-23

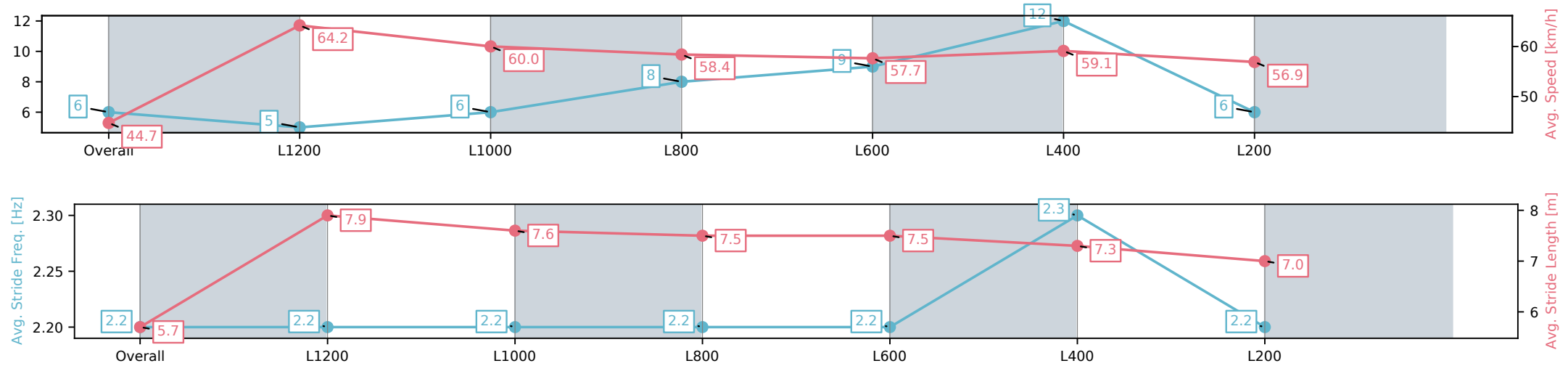
Race 4: Thomas Farms Maiden Plate - 1400m

23 July 2025 - 1:56PM

Track Rating: Soft 5, Weather: Overcast, Rail Position: +9m 1200m
Chute, +12m 800m-W/Post, +9m Remainder



Section	Overall	L1200	L1000	L800	L600	L400	L200
Section Times	1:29.97[6] (0:16.09)	1:13.88[5] (0:11.28)	1:02.60[6] (0:12.30)	0:50.30[8] (0:12.64)	0:37.66[9] (0:12.82)	0:24.84[12] (0:12.20)	0:12.64[6] (0:12.64)
Average Speed [km/h]	44.7	64.2	60.0	58.4	57.7	59.1	56.9
Top Speed [km/h]	66.4	66.5	62.3	59.2	59.3	59.8	58.6
Avg. Dist. to Rail [m]	7.9	2.9	5.3	5.0	6.8	8.7	6.6
Avg. Stride Freq. [Hz]	2.2	2.2	2.2	2.2	2.2	2.3	2.2
Avg. Stride Length [m]	5.7	7.9	7.6	7.5	7.5	7.3	7.0



[] Ranking at each section and finish
-:-:- No data available at this section
NA No data available

Horse/Jockey Name	XAIAMBI/Emily Finnegan
Finish Rank	7
Fastest Section Time (Section)	0:11.15 (L1200)
Top Speed [km/h] (Section)	66.5 (Overall)
Race State	Finished



Thomas Farms Rc Murray Bridge-
Professional-2025-07-23

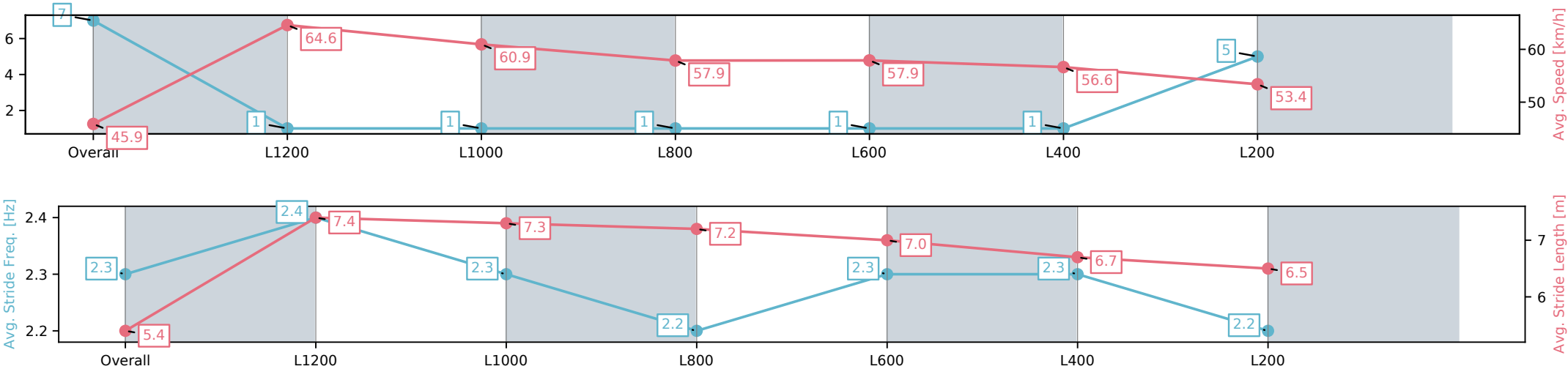
Race 4: Thomas Farms Maiden Plate - 1400m

23 July 2025 - 1:56PM

Track Rating: Soft 5, Weather: Overcast, Rail Position: +9m 1200m
Chute, +12m 800m-W/Post, +9m Remainder



Section	Overall	L1200	L1000	L800	L600	L400	L200
Section Times	1:30.24[7] (0:15.73)	1:14.51[1] (0:11.15)	1:03.36[1] (0:12.02)	0:51.34[1] (0:12.60)	0:38.74[1] (0:12.52)	0:26.22[1] (0:12.72)	0:13.50[5] (0:13.50)
Average Speed [km/h]	45.9	64.6	60.9	57.9	57.9	56.6	53.4
Top Speed [km/h]	66.5	65.7	63.6	58.6	58.5	58.4	55.4
Avg. Dist. to Rail [m]	8.9	1.0	3.4	2.6	2.1	2.7	2.9
Avg. Stride Freq. [Hz]	2.3	2.4	2.3	2.2	2.3	2.3	2.2
Avg. Stride Length [m]	5.4	7.4	7.3	7.2	7.0	6.7	6.5



[] Ranking at each section and finish
-:-:- No data available at this section
NA No data available

Horse/Jockey Name	CALM THE PRESS/Stacey Metcalfe
Finish Rank	8
Fastest Section Time (Section)	0:11.30 (L1200)
Top Speed [km/h] (Section)	66.6 (Overall)
Race State	Finished



Thomas Farms Rc Murray Bridge-
Professional-2025-07-23

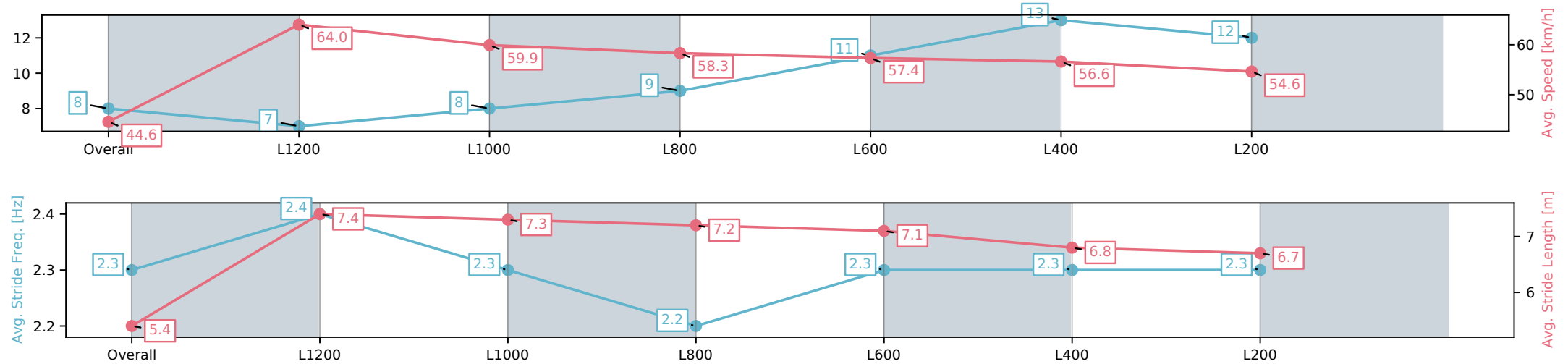
Race 4: Thomas Farms Maiden Plate - 1400m

23 July 2025 - 1:56PM

Track Rating: Soft 5, Weather: Overcast, Rail Position: +9m 1200m
Chute, +12m 800m-W/Post, +9m Remainder



Section	Overall	L1200	L1000	L800	L600	L400	L200
Section Times	1:31.15[8] (0:16.17)	1:14.98[7] (0:11.30)	1:03.68[8] (0:12.34)	0:51.34[9] (0:12.64)	0:38.70[11] (0:12.80)	0:25.90[13] (0:12.70)	0:13.20[12] (0:13.20)
Average Speed [km/h]	44.6	64.0	59.9	58.3	57.4	56.6	54.6
Top Speed [km/h]	65.7	66.6	61.4	58.9	58.7	57.2	56.3
Avg. Dist. to Rail [m]	12.8	3.4	5.2	4.6	5.0	7.9	7.9
Avg. Stride Freq. [Hz]	2.3	2.4	2.3	2.2	2.3	2.3	2.3
Avg. Stride Length [m]	5.4	7.4	7.3	7.2	7.1	6.8	6.7



[] Ranking at each section and finish
-:-:- No data available at this section
NA No data available

Horse/Jockey Name	GRINZINGER JOY/Ben Price
Finish Rank	9
Fastest Section Time (Section)	0:11.33 (L1200)
Top Speed [km/h] (Section)	65.3 (Overall)
Race State	Finished



Thomas Farms Rc Murray Bridge-
Professional-2025-07-23

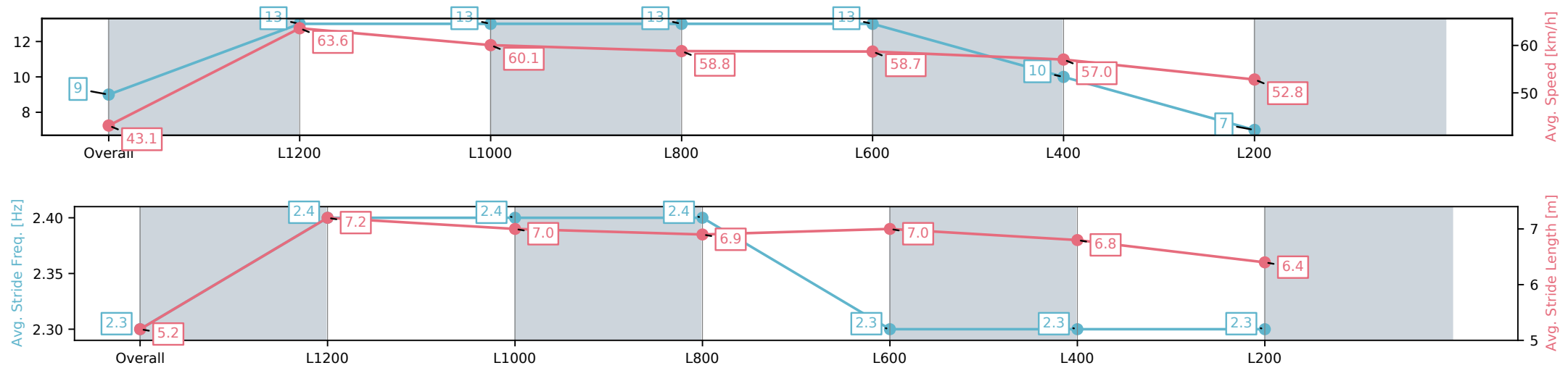
Race 4: Thomas Farms Maiden Plate - 1400m

23 July 2025 - 1:56PM

Track Rating: Soft 5, Weather: Overcast, Rail Position: +9m 1200m
Chute, +12m 800m-W/Post, +9m Remainder



Section	Overall	L1200	L1000	L800	L600	L400	L200
Section Times	1:31.17[9] (0:16.72)	1:14.45[13] (0:11.33)	1:03.12[13] (0:12.19)	0:50.93[13] (0:12.36)	0:38.57[13] (0:12.32)	0:26.25[10] (0:12.63)	0:13.62[7] (0:13.62)
Average Speed [km/h]	43.1	63.6	60.1	58.8	58.7	57.0	52.8
Top Speed [km/h]	65.3	64.7	61.7	60.2	59.7	58.6	55.5
Avg. Dist. to Rail [m]	7.6	0.8	3.3	1.8	1.5	3.4	3.4
Avg. Stride Freq. [Hz]	2.3	2.4	2.4	2.4	2.3	2.3	2.3
Avg. Stride Length [m]	5.2	7.2	7.0	6.9	7.0	6.8	6.4



[] Ranking at each section and finish
-:-:- No data available at this section
NA No data available

Horse/Jockey Name	SANTELLA/Alyssa Webb
Finish Rank	10
Fastest Section Time (Section)	0:11.19 (L1200)
Top Speed [km/h] (Section)	66.8 (Overall)
Race State	Finished



Thomas Farms Rc Murray Bridge-
Professional-2025-07-23

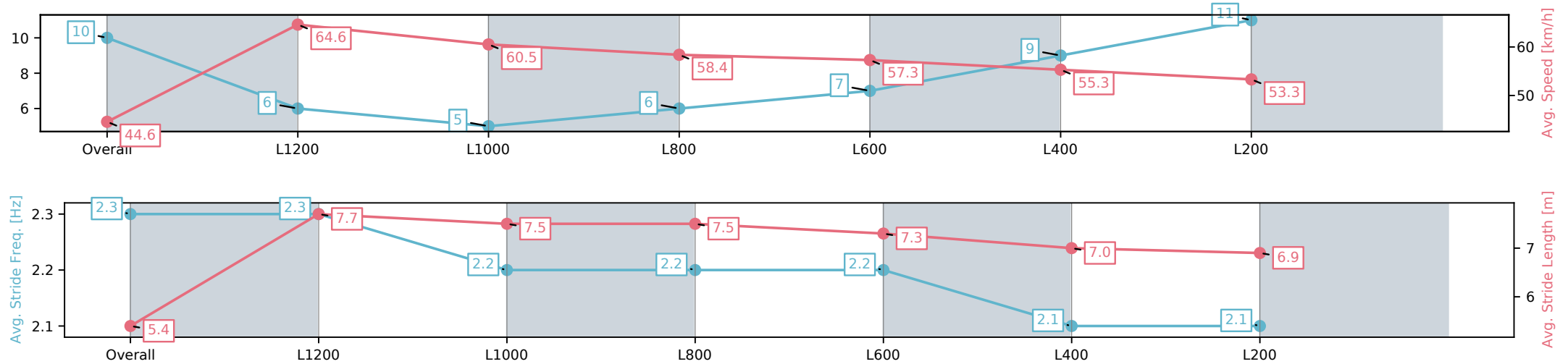
Race 4: Thomas Farms Maiden Plate - 1400m

23 July 2025 - 1:56PM

Track Rating: Soft 5, Weather: Overcast, Rail Position: +9m 1200m
Chute, +12m 800m-W/Post, +9m Remainder



Section	Overall	L1200	L1000	L800	L600	L400	L200
Section Times	1:31.37[10] (0:16.16)	1:15.21[6] (0:11.19)	1:04.02[5] (0:12.15)	0:51.87[6] (0:12.53)	0:39.34[7] (0:12.79)	0:26.55[9] (0:13.04)	0:13.51[11] (0:13.51)
Average Speed [km/h]	44.6	64.6	60.5	58.4	57.3	55.3	53.3
Top Speed [km/h]	66.6	66.8	63.1	59.6	58.4	57.7	53.9
Avg. Dist. to Rail [m]	7.8	1.7	4.1	3.4	4.8	5.9	6.4
Avg. Stride Freq. [Hz]	2.3	2.3	2.2	2.2	2.2	2.1	2.1
Avg. Stride Length [m]	5.4	7.7	7.5	7.5	7.3	7.0	6.9



[] Ranking at each section and finish
-:-:- No data available at this section
NA No data available

Horse/Jockey Name	DUNALI/Margaret Collett
Finish Rank	11
Fastest Section Time (Section)	0:11.47 (L1200)
Top Speed [km/h] (Section)	64.2 (Overall)
Race State	Finished



Thomas Farms Rc Murray Bridge-
Professional-2025-07-23

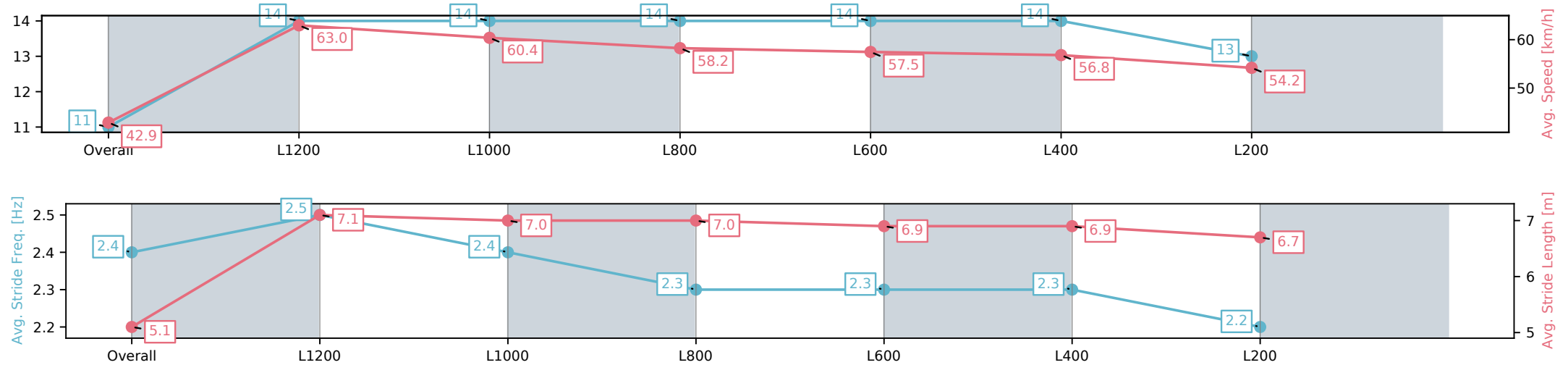
Race 4: Thomas Farms Maiden Plate - 1400m

23 July 2025 - 1:56PM

Track Rating: Soft 5, Weather: Overcast, Rail Position: +9m 1200m
Chute, +12m 800m-W/Post, +9m Remainder



Section	Overall	L1200	L1000	L800	L600	L400	L200
Section Times	1:31.62[11] (0:16.84)	1:14.78[14] (0:11.47)	1:03.31[14] (0:12.10)	0:51.21[14] (0:12.52)	0:38.69[14] (0:12.70)	0:25.99[14] (0:12.68)	0:13.31[13] (0:13.31)
Average Speed [km/h]	42.9	63.0	60.4	58.2	57.5	56.8	54.2
Top Speed [km/h]	64.2	63.7	61.5	60.0	58.2	58.1	55.0
Avg. Dist. to Rail [m]	13.4	1.4	3.2	2.8	3.1	6.4	10.2
Avg. Stride Freq. [Hz]	2.4	2.5	2.4	2.3	2.3	2.3	2.2
Avg. Stride Length [m]	5.1	7.1	7.0	7.0	6.9	6.9	6.7



- [] Ranking at each section and finish
- :-:- No data available at this section
- NA No data available

Horse/Jockey Name	HOLDER MAID/Anna Jordsjo
Finish Rank	12
Fastest Section Time (Section)	0:11.06 (L1200)
Top Speed [km/h] (Section)	67.6 (Overall)
Race State	Finished



Thomas Farms Rc Murray Bridge-
Professional-2025-07-23

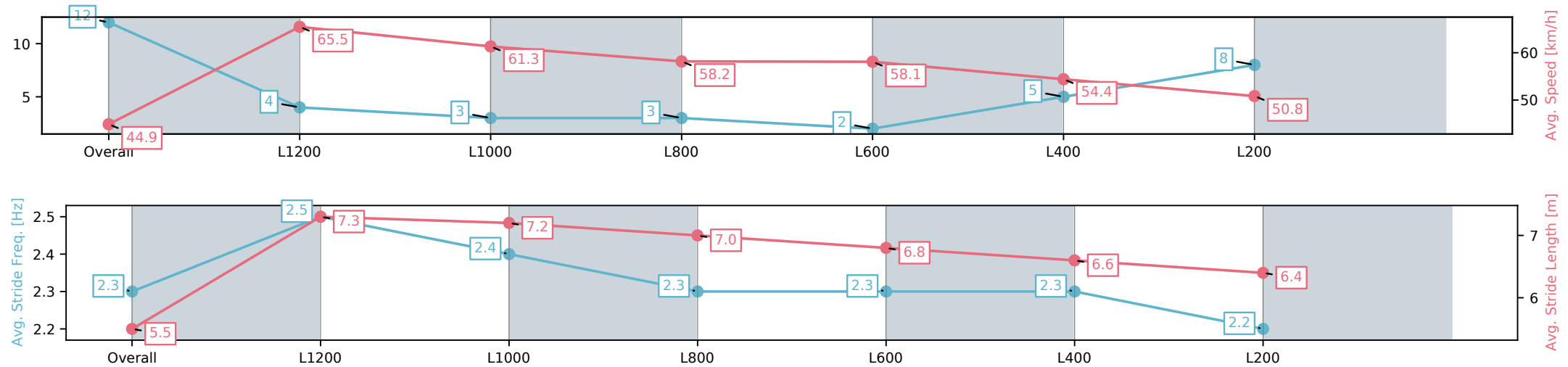
Race 4: Thomas Farms Maiden Plate - 1400m

23 July 2025 - 1:56PM

Track Rating: Soft 5, Weather: Overcast, Rail Position: +9m 1200m
Chute, +12m 800m-W/Post, +9m Remainder



Section	Overall	L1200	L1000	L800	L600	L400	L200
Section Times	1:31.72[12] (0:16.04)	1:15.68[4] (0:11.06)	1:04.62[3] (0:12.04)	0:52.58[3] (0:12.65)	0:39.93[2] (0:12.55)	0:27.38[5] (0:13.22)	0:14.16[8] (0:14.16)
Average Speed [km/h]	44.9	65.5	61.3	58.2	58.1	54.4	50.8
Top Speed [km/h]	67.6	66.9	63.7	60.1	59.1	57.1	52.7
Avg. Dist. to Rail [m]	13.0	3.7	5.3	4.1	3.2	5.7	5.7
Avg. Stride Freq. [Hz]	2.3	2.5	2.4	2.3	2.3	2.3	2.2
Avg. Stride Length [m]	5.5	7.3	7.2	7.0	6.8	6.6	6.4



[] Ranking at each section and finish
-:-:- No data available at this section
NA No data available

Horse/Jockey Name	MASTER CHARLIE/Jessica Tzaferis
Finish Rank	13
Fastest Section Time (Section)	0:11.19 (L1200)
Top Speed [km/h] (Section)	67.8 (Overall)
Race State	Finished



Thomas Farms Rc Murray Bridge-
Professional-2025-07-23

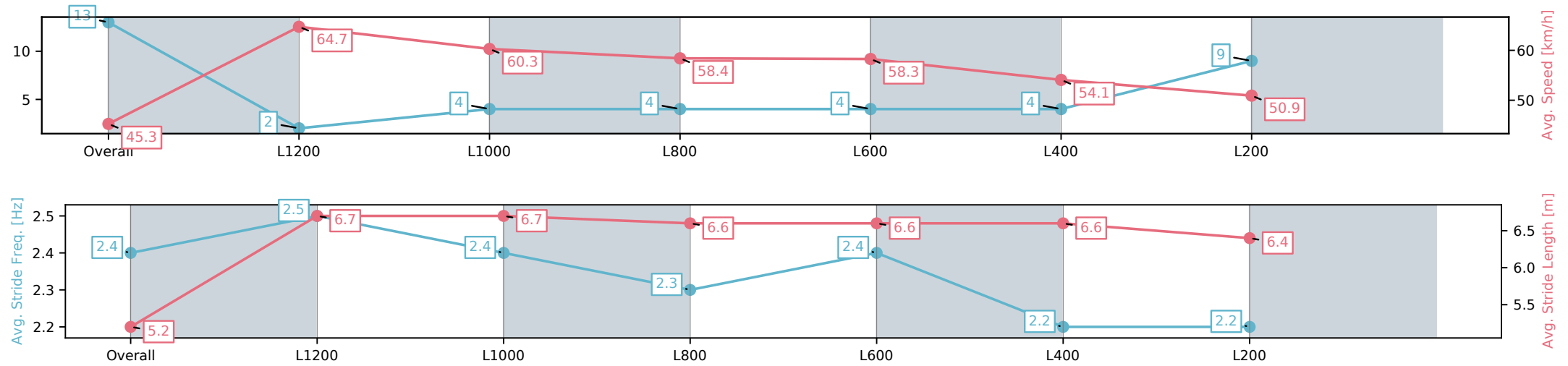
Race 4: Thomas Farms Maiden Plate - 1400m

23 July 2025 - 1:56PM

Track Rating: Soft 5, Weather: Overcast, Rail Position: +9m 1200m
Chute, +12m 800m-W/Post, +9m Remainder



Section	Overall	L1200	L1000	L800	L600	L400	L200
Section Times	1:31.75[13] (0:15.91)	1:15.84[2] (0:11.19)	1:04.65[4] (0:12.20)	0:52.45[4] (0:12.55)	0:39.90[4] (0:12.45)	0:27.45[4] (0:13.30)	0:14.15[9] (0:14.15)
Average Speed [km/h]	45.3	64.7	60.3	58.4	58.3	54.1	50.9
Top Speed [km/h]	67.8	66.4	62.5	59.9	59.3	56.9	52.9
Avg. Dist. to Rail [m]	11.0	2.6	4.5	3.3	2.2	5.6	6.6
Avg. Stride Freq. [Hz]	2.4	2.5	2.4	2.3	2.4	2.2	2.2
Avg. Stride Length [m]	5.2	6.7	6.7	6.6	6.6	6.6	6.4



[] Ranking at each section and finish
-:-:- No data available at this section
NA No data available

Horse/Jockey Name	SMILING AKEED/Sairyn Fawke
Finish Rank	14
Fastest Section Time (Section)	0:10.95 (L1200)
Top Speed [km/h] (Section)	68.7 (Overall)
Race State	Finished



Thomas Farms Rc Murray Bridge-
Professional-2025-07-23

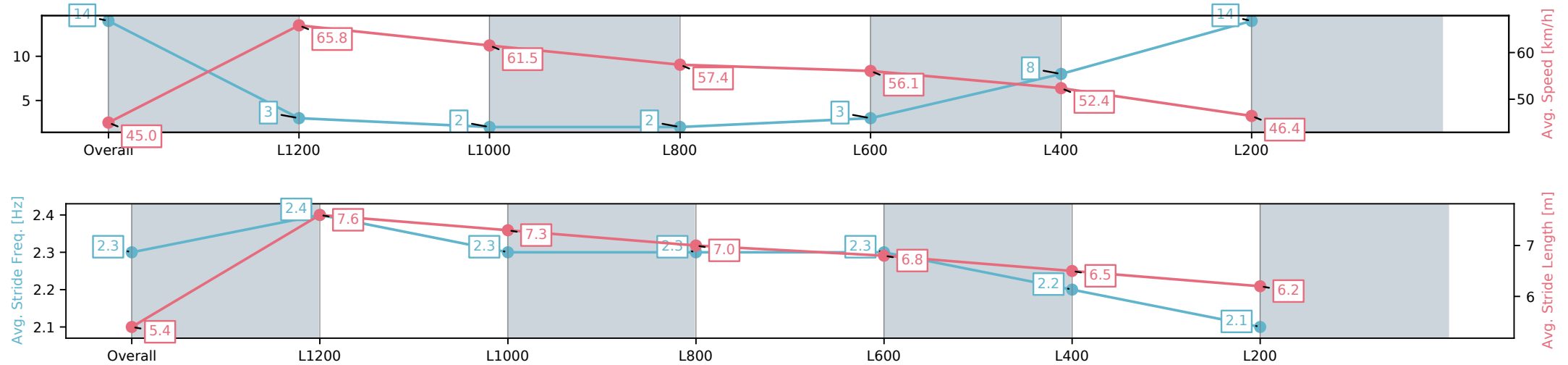
Race 4: Thomas Farms Maiden Plate - 1400m

23 July 2025 - 1:56PM

Track Rating: Soft 5, Weather: Overcast, Rail Position: +9m 1200m
Chute, +12m 800m-W/Post, +9m Remainder



Section	Overall	L1200	L1000	L800	L600	L400	L200
Section Times	1:34.04[14] (0:16.01)	1:18.03[3] (0:10.95)	1:07.08[2] (0:12.04)	0:55.04[2] (0:12.79)	0:42.25[3] (0:12.98)	0:29.27[8] (0:13.77)	0:15.50[14] (0:15.50)
Average Speed [km/h]	45.0	65.8	61.5	57.4	56.1	52.4	46.4
Top Speed [km/h]	68.7	66.7	64.0	58.6	57.3	54.7	49.8
Avg. Dist. to Rail [m]	9.3	1.6	5.1	4.1	3.1	4.0	2.9
Avg. Stride Freq. [Hz]	2.3	2.4	2.3	2.3	2.3	2.2	2.1
Avg. Stride Length [m]	5.4	7.6	7.3	7.0	6.8	6.5	6.2



[] Ranking at each section and finish
-:-:- No data available at this section
NA No data available