



Thomas Farms Rc Murray Bridge-Professional-2025-07-23

Race 3: Fred Vella Tyre & Crash Repair Maiden Plate - 900m

23 July 2025 - 1:22PM

Track Rating: Soft 5, Weather: Overcast, Rail Position: +9m 1200m Chute, +12m 800m-W/
Post, +9m Remainder



Section Field Times

Section Field Times							Overall	L800	L600	L400	L200			
							0:54.23 (0:08.98)	0:45.25 (0:10.91)	0:34.33 (0:11.04)	0:23.28 (0:11.31)	0:11.98 (0:11.98)			
Position	#	Horse/Jockey	Barrier	Top Speed [km/h]	Fastest Section	First 400m							Margin	Distance Travelled From Winner [m]
1	8	RICH LADY	5	67.1	0:10.88	0:25.73	0:54.23	0:45.07 [5]	0:33.98 [6]	0:23.10 [4]	0:11.91 [2]		0:54.23	
		Jake Toeroek		800-600	600-400		(0:09.16)	(0:11.09)	(0:10.88)	(0:11.19)	(0:11.91)			
2	4	DAPPER DON	8	68.3	0:10.89	0:25.45	0:54.29	0:45.25 [4]	0:34.36 [2]	0:23.35 [1]	0:12.04 [1]		0.4L	+3
		Isaac Sit		1000-800	800-600		(0:09.04)	(0:10.89)	(0:11.01)	(0:11.31)	(0:12.04)			
3	12	REOFFER	11	69.1	0:10.80	0:25.89	0:54.71	0:45.51 [6]	0:34.32 [8]	0:23.52 [5]	0:12.33 [3]		3.07L	+7
		Teagan Voorham		800-600	600-400		(0:09.20)	(0:11.19)	(0:10.80)	(0:11.19)	(0:12.33)			
4	14	BANDICOOT	6	67.7	0:10.92	0:25.66	0:55.02	0:45.98 [3]	0:34.94 [3]	0:24.02 [3]	0:12.50 [4]		5.06L	+4
		Stephanie Lacy		800-600	600-400		(0:09.04)	(0:11.04)	(0:10.92)	(0:11.52)	(0:12.50)			
5	5	HAKEBA	9	68.3	0:10.96	0:25.82	0:55.10	0:45.85 [8]	0:34.78 [7]	0:23.82 [7]	0:12.55 [5]		5.56L	+4
		Jessica Tzaferis		800-600	600-400		(0:09.25)	(0:11.07)	(0:10.96)	(0:11.27)	(0:12.55)			
6	7	PENNY BANG BANG	10	67.6	0:10.99	0:25.75	0:55.22	0:45.98 [7]	0:34.99 [5]	0:23.94 [8]	0:12.64 [6]		6.31L	+5
		Alyssa Webb		1000-800	800-600		(0:09.24)	(0:10.99)	(0:11.05)	(0:11.30)	(0:12.64)			
7	1	EMTEED GLASS	12	68.9	0:11.04	0:26.41	0:55.32	0:45.88 [11]	0:34.65 [11]	0:23.61 [10]	0:12.25 [9]		6.95L	+3
		Caitlin Tootell		800-600	600-400		(0:09.44)	(0:11.23)	(0:11.04)	(0:11.36)	(0:12.25)			
8	6	BAD GIRL BUBBLES	2	67.6	0:10.91	0:25.39	0:55.40	0:46.42 [1]	0:35.51 [1]	0:24.41 [2]	0:12.80 [7]		7.46L	+2
		Alana Livesey		1000-800	800-600		(0:08.98)	(0:10.91)	(0:11.10)	(0:11.61)	(0:12.80)			
9	3	RATNARAJ	7	68.6	0:10.99	0:25.91	0:55.42	0:46.09 [9]	0:34.96 [9]	0:23.97 [9]	0:12.31 [10]		7.58L	+3
		Todd Pannell		800-600	600-400		(0:09.33)	(0:11.13)	(0:10.99)	(0:11.66)	(0:12.31)			
10	11	LAI FLIPPER	3	66.3	0:11.09	0:25.72	0:55.63	0:46.62 [2]	0:35.50 [4]	0:24.41 [6]	0:12.65 [8]		8.95L	+1
		Justin Potter		1000-800	600-400		(0:09.01)	(0:11.12)	(0:11.09)	(0:11.76)	(0:12.65)			

Scratched: Ourbolt (#2), Bending Away (#9), Dragon Fish (#10), Hedged Your Bets (#15)

Report Created: Wed 23 July 2025 14:30:43 GMT+10 (Note: Timing is based on positional data)

Page 1/13

[] Position in running at each section and finish
-:-:- No data available at this section
NA No data available
█ Background shading for fastest section

Saddle cloth number
DNF Did not finish
DNT Did not track



Thomas Farms Rc Murray Bridge-Professional-2025-07-23

Race 3: Fred Vella Tyre & Crash Repair Maiden Plate - 900m

23 July 2025 - 1:22PM

Track Rating: Soft 5, Weather: Overcast, Rail Position: +9m 1200m Chute, +12m 800m-W/
Post, +9m Remainder



Section

Field Times

Overall	L800	L600	L400	L200
0:54.23	0:45.25	0:34.33	0:23.28	0:11.98
(0:08.98)	(0:10.91)	(0:11.04)	(0:11.31)	(0:11.98)

Position	#	Horse/Jockey	Barrier	Top Speed [km/h]	Fastest Section	First 400m							Margin	Distance Travelled From Winner [m]
11	13	AM I LACY	4	66.1	0:11.10	0:26.14	0:55.98	0:46.61 [10]	0:35.51 [10]	0:24.12 [11]	0:12.49 [11]		11.15L	+0
		Brooke King		1000-800	800-600		(0:09.37)	(0:11.10)	(0:11.39)	(0:11.63)	(0:12.49)			

Scratched: Ourbolt (#2), Bending Away (#9), Dragon Fish (#10), Hedged Your Bets (#15)

Horse/Jockey Name	RICH LADY/Jake Toeroek
Finish Rank	1
Fastest Section Time (Section)	0:10.88 (L600)
Top Speed [km/h] (Section)	67.1 (L800)
Race State	Finished



Thomas Farms Rc Murray Bridge-
Professional-2025-07-23

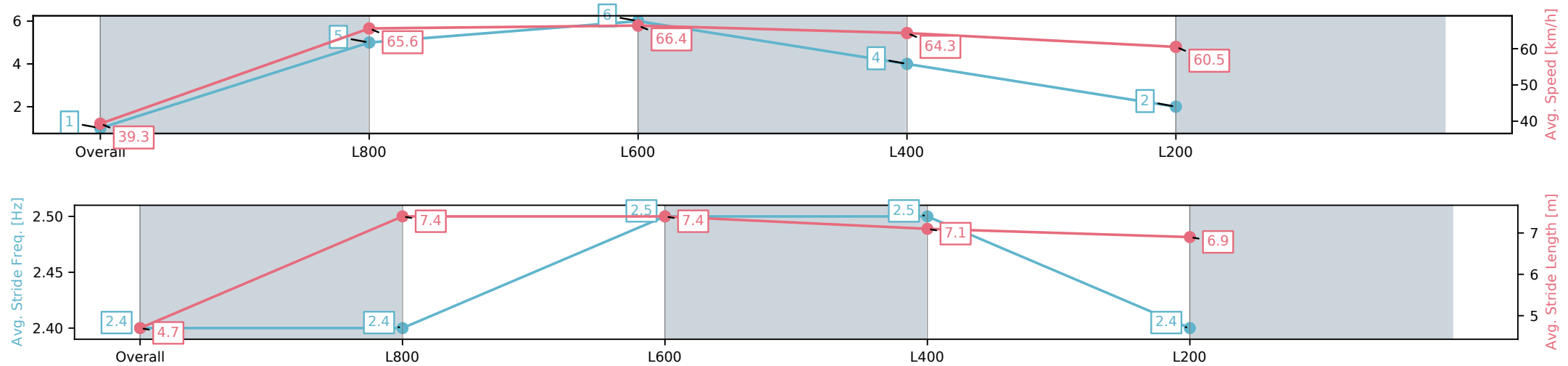
Race 3: Fred Vella Tyre & Crash Repair Maiden Plate - 900m

23 July 2025 - 1:22PM

Track Rating: Soft 5, Weather: Overcast, Rail Position: +9m 1200m
Chute, +12m 800m-W/Post, +9m Remainder



Section	Overall	L800	L600	L400	L200
Section Times	0:54.23[1] (0:09.16)	0:45.07[5] (0:11.09)	0:33.98[6] (0:10.88)	0:23.10[4] (0:11.19)	0:11.91[2] (0:11.91)
Average Speed [km/h]	39.3	65.6	66.4	64.3	60.5
Top Speed [km/h]	63.4	66.6	67.1	66.4	63.1
Avg. Dist. to Rail [m]	5.3	2.8	1.1	1.8	2.7
Avg. Stride Freq. [Hz]	2.4	2.4	2.5	2.5	2.4
Avg. Stride Length [m]	4.7	7.4	7.4	7.1	6.9



[] Ranking at each section and finish
-:-:- No data available at this section
NA No data available

Horse/Jockey Name	DAPPER DON/Isaac Sit
Finish Rank	2
Fastest Section Time (Section)	0:10.89 (L800)
Top Speed [km/h] (Section)	68.3 (Overall)
Race State	Finished



Thomas Farms Rc Murray Bridge-
Professional-2025-07-23

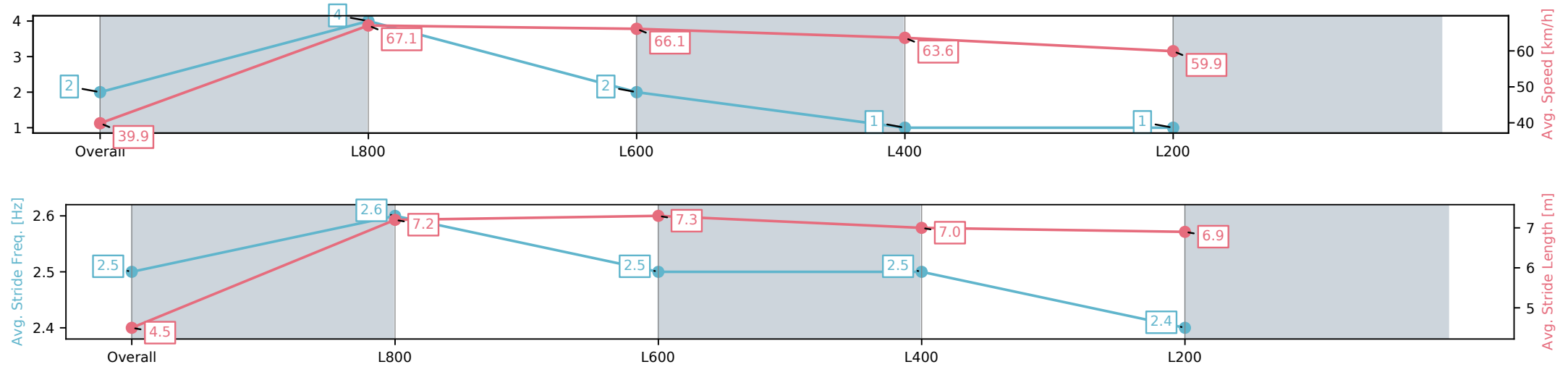
Race 3: Fred Vella Tyre & Crash Repair Maiden Plate - 900m

23 July 2025 - 1:22PM

Track Rating: Soft 5, Weather: Overcast, Rail Position: +9m 1200m
Chute, +12m 800m-W/Post, +9m Remainder



Section	Overall	L800	L600	L400	L200
Section Times	0:54.29[2] (0:09.04)	0:45.25[4] (0:10.89)	0:34.36[2] (0:11.01)	0:23.35[1] (0:11.31)	0:12.04[1] (0:12.04)
Average Speed [km/h]	39.9	67.1	66.1	63.6	59.9
Top Speed [km/h]	64.8	68.3	66.6	65.7	62.2
Avg. Dist. to Rail [m]	7.7	4.6	3.2	4.6	6.4
Avg. Stride Freq. [Hz]	2.5	2.6	2.5	2.5	2.4
Avg. Stride Length [m]	4.5	7.2	7.3	7.0	6.9



[] Ranking at each section and finish
-:-:- No data available at this section
NA No data available

Horse/Jockey Name	REOFFER/Teagan Voorham
Finish Rank	3
Fastest Section Time (Section)	0:10.80 (L600)
Top Speed [km/h] (Section)	69.1 (L800)
Race State	Finished



Thomas Farms Rc Murray Bridge-
Professional-2025-07-23

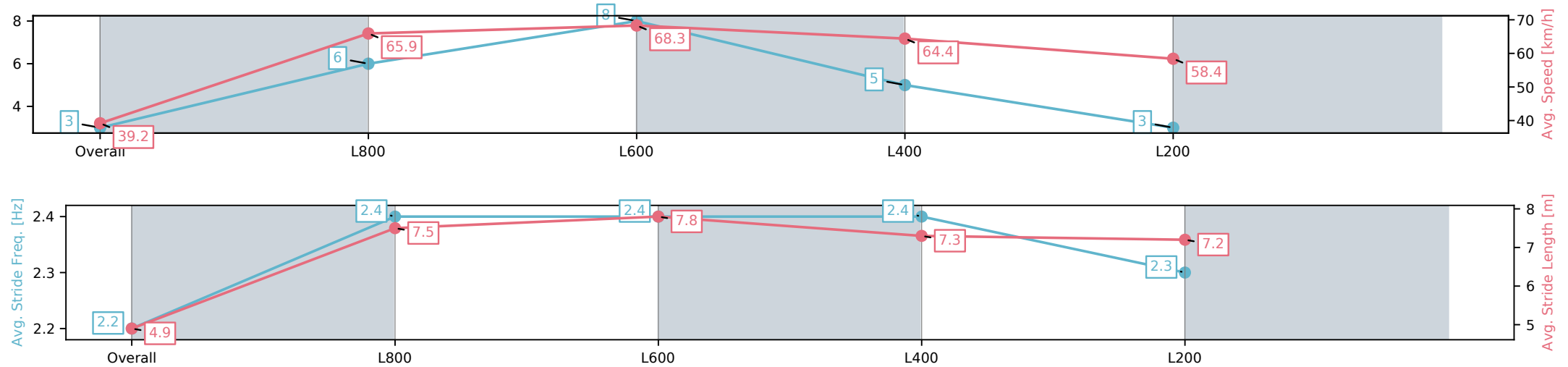
Race 3: Fred Vella Tyre & Crash Repair Maiden Plate - 900m

23 July 2025 - 1:22PM

Track Rating: Soft 5, Weather: Overcast, Rail Position: +9m 1200m
Chute, +12m 800m-W/Post, +9m Remainder



Section	Overall	L800	L600	L400	L200
Section Times	0:54.71[3] (0:09.20)	0:45.51[6] (0:11.19)	0:34.32[8] (0:10.80)	0:23.52[5] (0:11.19)	0:12.33[3] (0:12.33)
Average Speed [km/h]	39.2	65.9	68.3	64.4	58.4
Top Speed [km/h]	62.7	67.8	69.1	66.6	61.3
Avg. Dist. to Rail [m]	11.3	7.4	6.2	8.3	7.7
Avg. Stride Freq. [Hz]	2.2	2.4	2.4	2.4	2.3
Avg. Stride Length [m]	4.9	7.5	7.8	7.3	7.2



[] Ranking at each section and finish
-:-:- No data available at this section
NA No data available

Horse/Jockey Name	BANDICOOT/Stephanie Lacy
Finish Rank	4
Fastest Section Time (Section)	0:10.92 (L600)
Top Speed [km/h] (Section)	67.7 (L800)
Race State	Finished



Thomas Farms Rc Murray Bridge-
Professional-2025-07-23

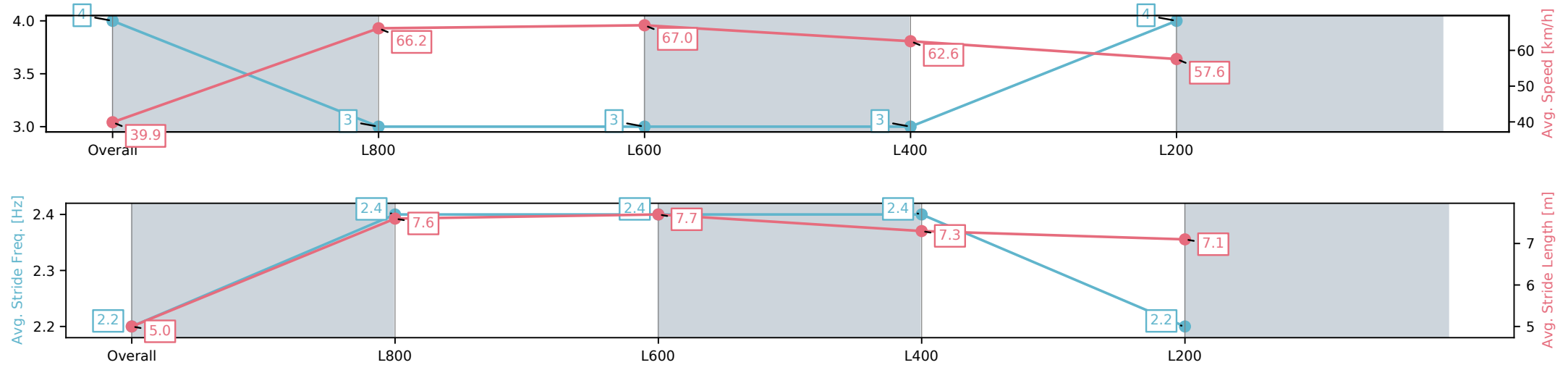
Race 3: Fred Vella Tyre & Crash Repair Maiden Plate - 900m

23 July 2025 - 1:22PM

Track Rating: Soft 5, Weather: Overcast, Rail Position: +9m 1200m
Chute, +12m 800m-W/Post, +9m Remainder



Section	Overall	L800	L600	L400	L200
Section Times	0:55.02[4] (0:09.04)	0:45.98[3] (0:11.04)	0:34.94[3] (0:10.92)	0:24.02[3] (0:11.52)	0:12.50[4] (0:12.50)
Average Speed [km/h]	39.9	66.2	67.0	62.6	57.6
Top Speed [km/h]	64.9	66.9	67.7	66.6	60.0
Avg. Dist. to Rail [m]	4.5	4.5	4.1	6.8	7.3
Avg. Stride Freq. [Hz]	2.2	2.4	2.4	2.4	2.2
Avg. Stride Length [m]	5.0	7.6	7.7	7.3	7.1



[] Ranking at each section and finish
-:-:- No data available at this section
NA No data available

Horse/Jockey Name	HAKEBA/Jessica Tzaferis
Finish Rank	5
Fastest Section Time (Section)	0:10.96 (L600)
Top Speed [km/h] (Section)	68.3 (L800)
Race State	Finished



Thomas Farms Rc Murray Bridge-
Professional-2025-07-23

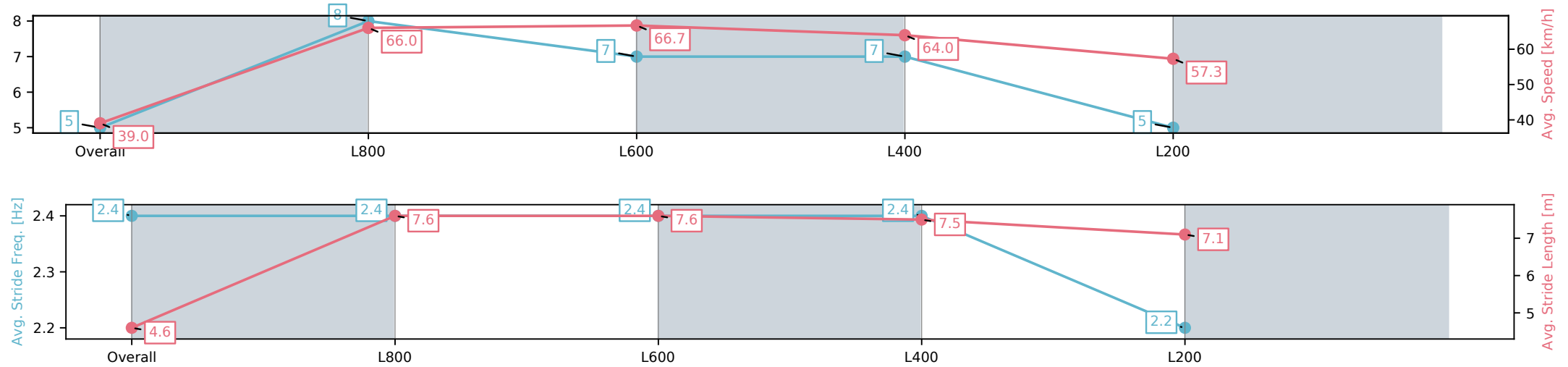
Race 3: Fred Vella Tyre & Crash Repair Maiden Plate - 900m

23 July 2025 - 1:22PM

Track Rating: Soft 5, Weather: Overcast, Rail Position: +9m 1200m
Chute, +12m 800m-W/Post, +9m Remainder



Section	Overall	L800	L600	L400	L200
Section Times	0:55.10[5] (0:09.25)	0:45.85[8] (0:11.07)	0:34.78[7] (0:10.96)	0:23.82[7] (0:11.27)	0:12.55[5] (0:12.55)
Average Speed [km/h]	39.0	66.0	66.7	64.0	57.3
Top Speed [km/h]	63.0	68.0	68.3	67.2	60.9
Avg. Dist. to Rail [m]	8.6	4.7	4.1	5.1	4.4
Avg. Stride Freq. [Hz]	2.4	2.4	2.4	2.4	2.2
Avg. Stride Length [m]	4.6	7.6	7.6	7.5	7.1



[] Ranking at each section and finish
-:-:- No data available at this section
NA No data available

Horse/Jockey Name	PENNY BANG BANG/Alyssa Webb
Finish Rank	6
Fastest Section Time (Section)	0:10.99 (L800)
Top Speed [km/h] (Section)	67.6 (Overall)
Race State	Finished



Thomas Farms Rc Murray Bridge-
Professional-2025-07-23

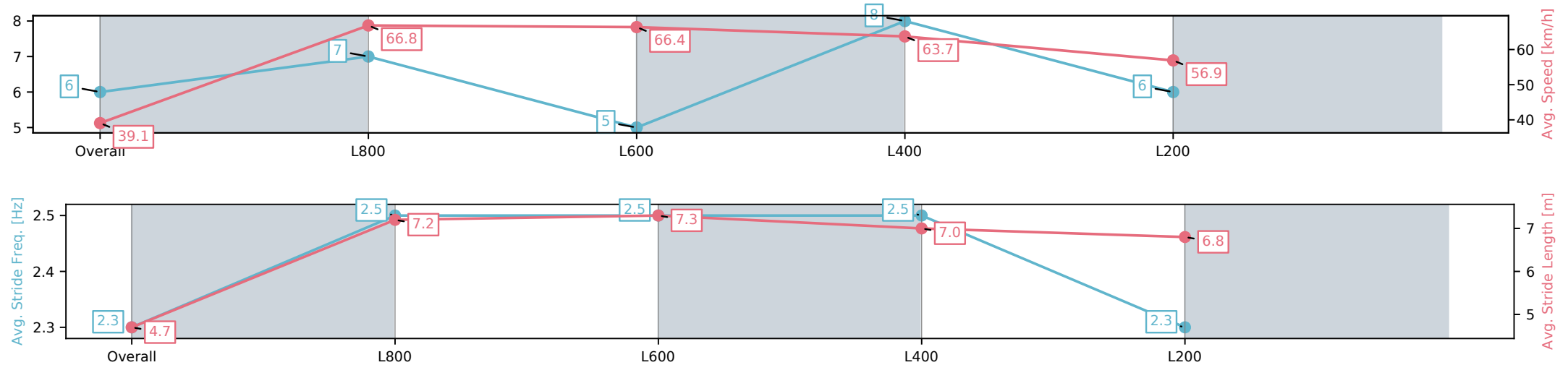
Race 3: Fred Vella Tyre & Crash Repair Maiden Plate - 900m

23 July 2025 - 1:22PM

Track Rating: Soft 5, Weather: Overcast, Rail Position: +9m 1200m
Chute, +12m 800m-W/Post, +9m Remainder



Section	Overall	L800	L600	L400	L200
Section Times	0:55.22[6] (0:09.24)	0:45.98[7] (0:10.99)	0:34.99[5] (0:11.05)	0:23.94[8] (0:11.30)	0:12.64[6] (0:12.64)
Average Speed [km/h]	39.1	66.8	66.4	63.7	56.9
Top Speed [km/h]	64.0	67.6	67.6	66.6	60.5
Avg. Dist. to Rail [m]	9.7	6.0	5.1	6.9	7.3
Avg. Stride Freq. [Hz]	2.3	2.5	2.5	2.5	2.3
Avg. Stride Length [m]	4.7	7.2	7.3	7.0	6.8



[] Ranking at each section and finish
-:-:- No data available at this section
NA No data available

Horse/Jockey Name	EMTEED GLASS/Caitlin Tootell
Finish Rank	7
Fastest Section Time (Section)	0:11.04 (L600)
Top Speed [km/h] (Section)	68.9 (L800)
Race State	Finished



Thomas Farms Rc Murray Bridge-
Professional-2025-07-23

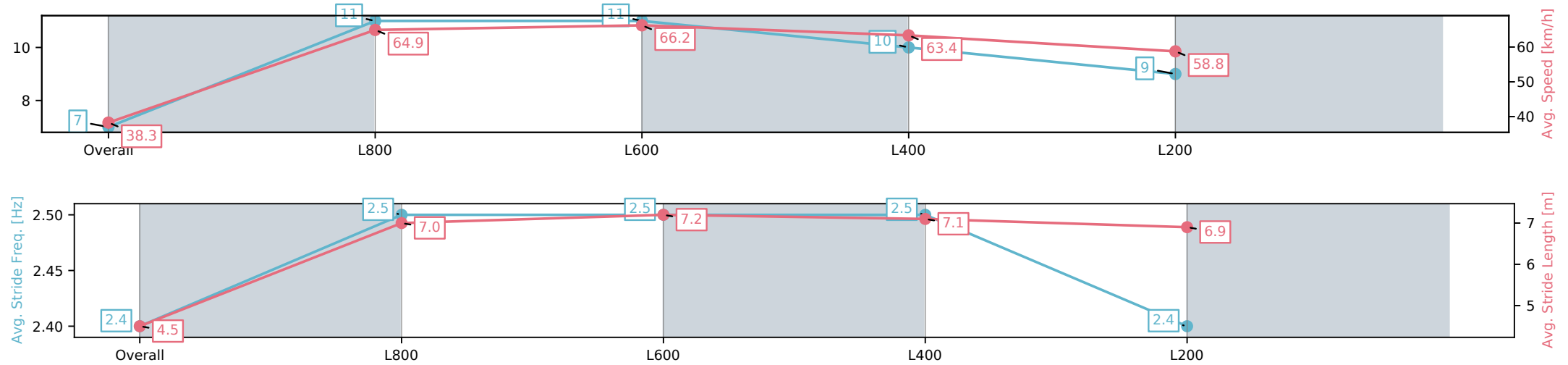
Race 3: Fred Vella Tyre & Crash Repair Maiden Plate - 900m

23 July 2025 - 1:22PM

Track Rating: Soft 5, Weather: Overcast, Rail Position: +9m 1200m
Chute, +12m 800m-W/Post, +9m Remainder



Section	Overall	L800	L600	L400	L200
Section Times	0:55.32[7] (0:09.44)	0:45.88[11] (0:11.23)	0:34.65[11] (0:11.04)	0:23.61[10] (0:11.36)	0:12.25[9] (0:12.25)
Average Speed [km/h]	38.3	64.9	66.2	63.4	58.8
Top Speed [km/h]	60.9	65.9	68.9	67.0	61.5
Avg. Dist. to Rail [m]	11.5	4.7	3.6	4.6	5.8
Avg. Stride Freq. [Hz]	2.4	2.5	2.5	2.5	2.4
Avg. Stride Length [m]	4.5	7.0	7.2	7.1	6.9



[] Ranking at each section and finish
-:-:- No data available at this section
NA No data available

Horse/Jockey Name	BAD GIRL BUBBLES/Alana Livesey
Finish Rank	8
Fastest Section Time (Section)	0:10.91 (L800)
Top Speed [km/h] (Section)	67.6 (Overall)
Race State	Finished



Thomas Farms Rc Murray Bridge-
Professional-2025-07-23

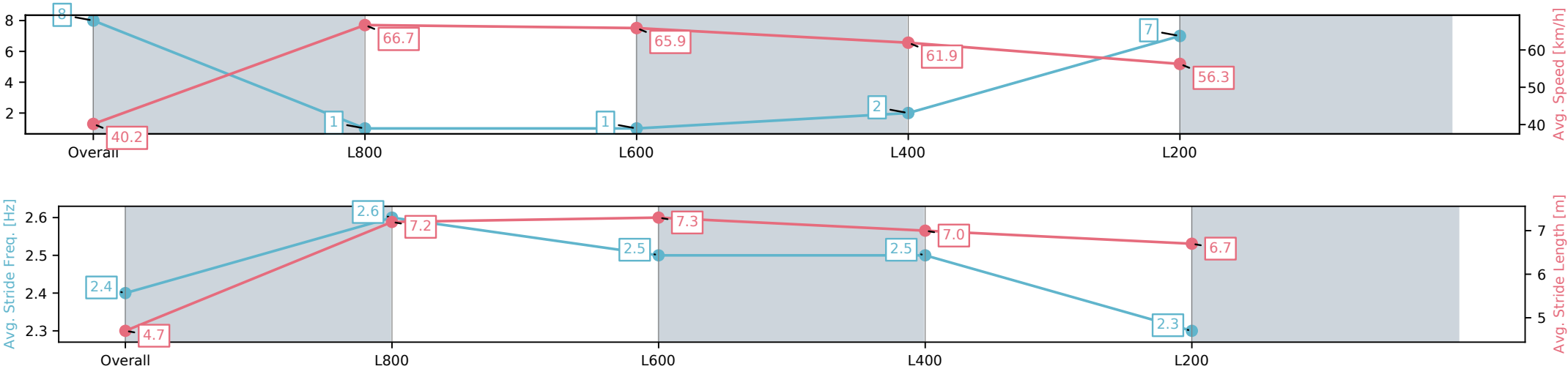
Race 3: Fred Vella Tyre & Crash Repair Maiden Plate - 900m

23 July 2025 - 1:22PM

Track Rating: Soft 5, Weather: Overcast, Rail Position: +9m 1200m
Chute, +12m 800m-W/Post, +9m Remainder



Section	Overall	L800	L600	L400	L200
Section Times	0:55.40[8] (0:08.98)	0:46.42[1] (0:10.91)	0:35.51[1] (0:11.10)	0:24.41[2] (0:11.61)	0:12.80[7] (0:12.80)
Average Speed [km/h]	40.2	66.7	65.9	61.9	56.3
Top Speed [km/h]	64.7	67.6	66.9	65.1	59.6
Avg. Dist. to Rail [m]	3.4	2.5	4.0	5.0	5.0
Avg. Stride Freq. [Hz]	2.4	2.6	2.5	2.5	2.3
Avg. Stride Length [m]	4.7	7.2	7.3	7.0	6.7



[] Ranking at each section and finish
-:-:- No data available at this section
NA No data available

Horse/Jockey Name	RATNARAJ/Todd Pannell
Finish Rank	9
Fastest Section Time (Section)	0:10.99 (L600)
Top Speed [km/h] (Section)	68.6 (L800)
Race State	Finished



Thomas Farms Rc Murray Bridge-
Professional-2025-07-23

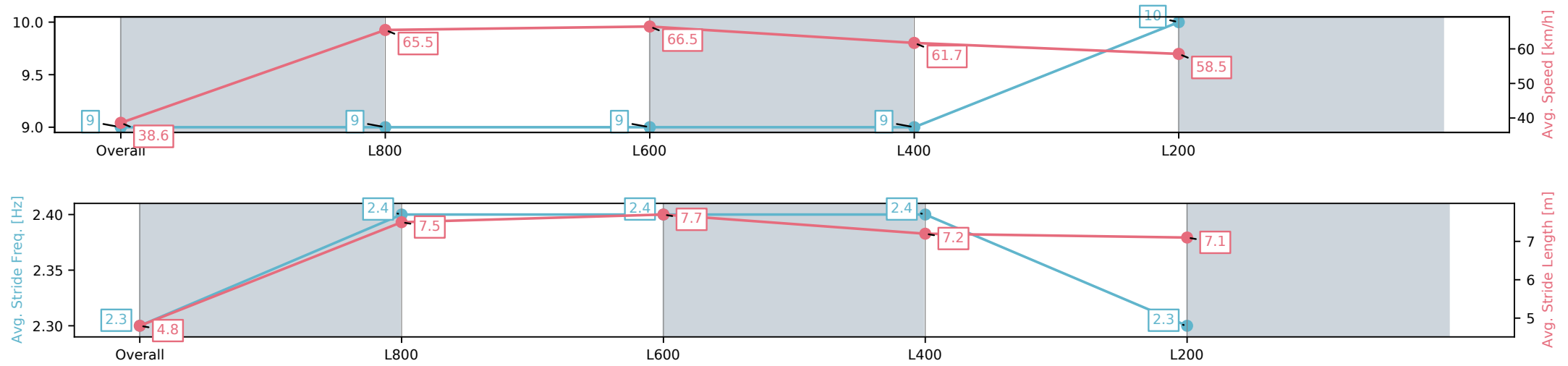
Race 3: Fred Vella Tyre & Crash Repair Maiden Plate - 900m

23 July 2025 - 1:22PM

Track Rating: Soft 5, Weather: Overcast, Rail Position: +9m 1200m
Chute, +12m 800m-W/Post, +9m Remainder



Section	Overall	L800	L600	L400	L200
Section Times	0:55.42[9] (0:09.33)	0:46.09[9] (0:11.13)	0:34.96[9] (0:10.99)	0:23.97[9] (0:11.66)	0:12.31[10] (0:12.31)
Average Speed [km/h]	38.6	65.5	66.5	61.7	58.5
Top Speed [km/h]	63.5	67.1	68.6	64.7	60.0
Avg. Dist. to Rail [m]	5.2	3.7	3.4	4.4	4.0
Avg. Stride Freq. [Hz]	2.3	2.4	2.4	2.4	2.3
Avg. Stride Length [m]	4.8	7.5	7.7	7.2	7.1



[] Ranking at each section and finish
-:-:- No data available at this section
NA No data available

Horse/Jockey Name	LAI FLIPPER/Justin Potter
Finish Rank	10
Fastest Section Time (Section)	0:11.09 (L600)
Top Speed [km/h] (Section)	66.3 (Overall)
Race State	Finished



Thomas Farms Rc Murray Bridge-
Professional-2025-07-23

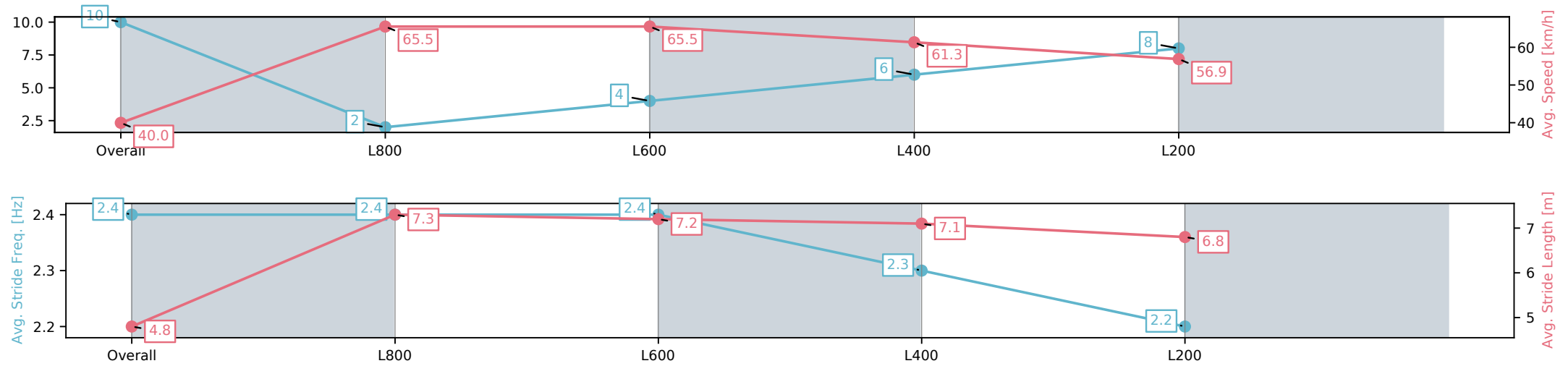
Race 3: Fred Vella Tyre & Crash Repair Maiden Plate - 900m

23 July 2025 - 1:22PM

Track Rating: Soft 5, Weather: Overcast, Rail Position: +9m 1200m
Chute, +12m 800m-W/Post, +9m Remainder



Section	Overall	L800	L600	L400	L200
Section Times	0:55.63[10] (0:09.01)	0:46.62[2] (0:11.12)	0:35.50[4] (0:11.09)	0:24.41[6] (0:11.76)	0:12.65[8] (0:12.65)
Average Speed [km/h]	40.0	65.5	65.5	61.3	56.9
Top Speed [km/h]	64.7	66.3	66.0	65.7	58.7
Avg. Dist. to Rail [m]	1.7	3.2	2.5	4.4	4.7
Avg. Stride Freq. [Hz]	2.4	2.4	2.4	2.3	2.2
Avg. Stride Length [m]	4.8	7.3	7.2	7.1	6.8



[] Ranking at each section and finish
-:-:- No data available at this section
NA No data available

Horse/Jockey Name	AM I LACY/Brooke King
Finish Rank	11
Fastest Section Time (Section)	0:11.10 (L800)
Top Speed [km/h] (Section)	66.1 (Overall)
Race State	Finished



Thomas Farms Rc Murray Bridge-
Professional-2025-07-23

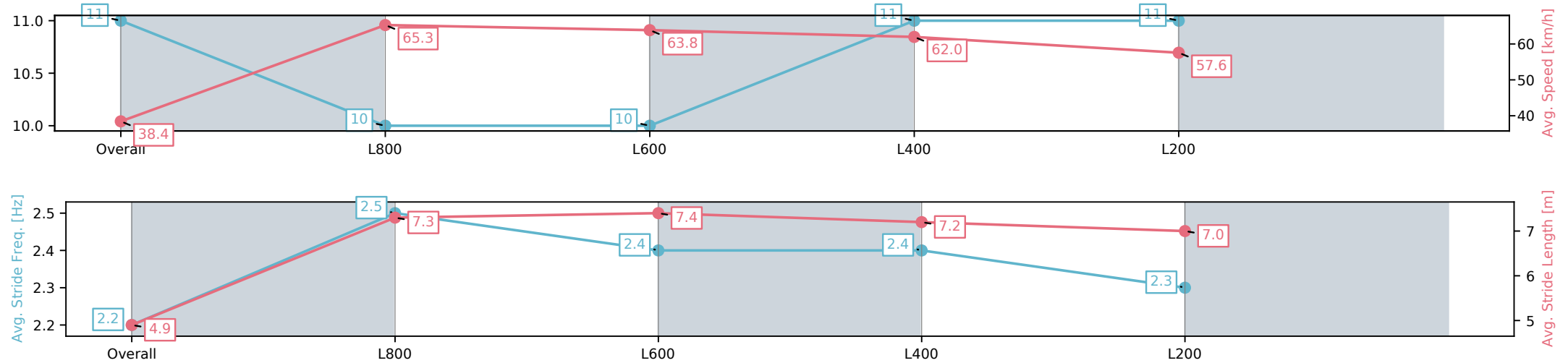
Race 3: Fred Vella Tyre & Crash Repair Maiden Plate - 900m

23 July 2025 - 1:22PM

Track Rating: Soft 5, Weather: Overcast, Rail Position: +9m 1200m
Chute, +12m 800m-W/Post, +9m Remainder



Section	Overall	L800	L600	L400	L200
Section Times	0:55.98[11] (0:09.37)	0:46.61[10] (0:11.10)	0:35.51[10] (0:11.39)	0:24.12[11] (0:11.63)	0:12.49[11] (0:12.49)
Average Speed [km/h]	38.4	65.3	63.8	62.0	57.6
Top Speed [km/h]	64.4	66.1	65.1	64.8	59.7
Avg. Dist. to Rail [m]	4.1	2.0	2.3	2.8	3.9
Avg. Stride Freq. [Hz]	2.2	2.5	2.4	2.4	2.3
Avg. Stride Length [m]	4.9	7.3	7.4	7.2	7.0



[] Ranking at each section and finish
-:-:- No data available at this section
NA No data available