



Thomas Farms Rc Murray Bridge-Professional-2025-07-23

Race 1: Carlton Draught Two-Year-Old Class One Handicap - 1100m

23 July 2025 - 12:10PM

Track Rating: Soft 5, Weather: Overcast, Rail Position: +9m 1200m Chute, +12m 800m-W/

Post, +9m Remainder



Section Field Times							Overall	L1000	L800	L600	L400	L200		
							1:06.76 (0:09.32)	0:57.44 (0:10.90)	0:46.55 (0:11.18)	0:35.36 (0:11.39)	0:23.97 (0:11.68)	0:12.28 (0:12.28)		
Position	#	Horse/Jockey	Barrier	Top Speed [km/h]	Fastest Section	First 400m							Margin	Distance Travelled From Winner [m]
1	1	CAPTAIN HAPPY	1	67.2	0:10.85	0:25.74	1:06.76	0:57.37 [3]	0:46.52 [2]	0:35.37 [1]	0:23.98 [1]	0:12.30 [1]	1:06.76	
		Ben Price		1200-1000	1000-800		(0:09.39)	(0:10.85)	(0:11.15)	(0:11.39)	(0:11.68)	(0:12.30)		
2	2	LAWS WARS	8	67.6	0:11.10	0:26.49	1:07.02	0:57.25 [7]	0:46.09 [7]	0:34.99 [7]	0:23.52 [7]	0:12.00 [5]	1.74L	+5
		Jake Toeroek		1000-800	800-600		(0:09.77)	(0:11.16)	(0:11.10)	(0:11.47)	(0:11.52)	(0:12.00)		
3	5	KALMANA	2	66.6	0:11.02	0:25.88	1:07.10	0:57.78 [2]	0:46.76 [3]	0:35.40 [3]	0:23.92 [3]	0:12.29 [3]	2.26L	+3
		Caitlin Jones		1200-1000	1000-800		(0:09.32)	(0:11.02)	(0:11.36)	(0:11.48)	(0:11.63)	(0:12.28)		
4	9	ELEGANT LILLY	7	67.4	0:11.15	0:26.15	1:07.29	0:57.82 [4]	0:46.67 [4]	0:35.45 [5]	0:23.90 [5]	0:12.33 [4]	3.48L	+5
		Anna Jordsjo		1000-800	1000-800		(0:09.47)	(0:11.15)	(0:11.22)	(0:11.55)	(0:11.56)	(0:12.33)		
5	3	ASHREIGN	9	68.9	0:10.86	0:26.40	1:07.54	0:57.41 [9]	0:46.55 [8]	0:35.43 [8]	0:23.98 [8]	0:12.36 [6]	5.14L	+2
		Todd Pannell		1200-1000	1000-800		(0:10.13)	(0:10.86)	(0:11.12)	(0:11.45)	(0:11.62)	(0:12.36)		
6	8	ROUSING REFRAIN	6	66.8	0:11.15	0:26.70	1:07.63	0:57.76 [8]	0:46.43 [9]	0:35.28 [9]	0:23.82 [9]	0:12.29 [9]	5.7L	+4
		Jacob Opperman		1000-800	800-600		(0:09.87)	(0:11.33)	(0:11.15)	(0:11.46)	(0:11.53)	(0:12.28)		
7	4	JOSEPH'S GLORY	3	66.9	0:11.11	0:26.15	1:07.66	0:58.11 [5]	0:47.00 [5]	0:35.85 [4]	0:24.31 [4]	0:12.40 [7]	5.89L	+1
		Lachlan Neindorf		1000-800	1000-800		(0:09.55)	(0:11.11)	(0:11.15)	(0:11.54)	(0:11.91)	(0:12.40)		
8	6	KING RAMSIS	4	67.7	0:10.90	0:25.66	1:07.94	0:58.63 [1]	0:47.73 [1]	0:36.53 [2]	0:25.14 [2]	0:13.30 [2]	7.78L	+3
		Caitlin Tootell		1200-1000	1000-800		(0:09.31)	(0:10.90)	(0:11.20)	(0:11.39)	(0:11.84)	(0:13.30)		
9	7	MOUSE IN THE HOUSE	5	66.8	0:11.00	0:26.40	1:07.99	0:58.26 [6]	0:47.26 [6]	0:36.05 [6]	0:24.52 [6]	0:12.67 [8]	8.08L	+4
		Zoe Lloyd		1200-1000	1000-800		(0:09.73)	(0:11.00)	(0:11.21)	(0:11.53)	(0:11.85)	(0:12.67)		

Horse/Jockey Name	CAPTAIN HAPPY/Ben Price
Finish Rank	1
Fastest Section Time (Section)	0:10.85 (L1000)
Top Speed [km/h] (Section)	67.2 (Overall)
Race State	Finished



Thomas Farms Rc Murray Bridge-
Professional-2025-07-23

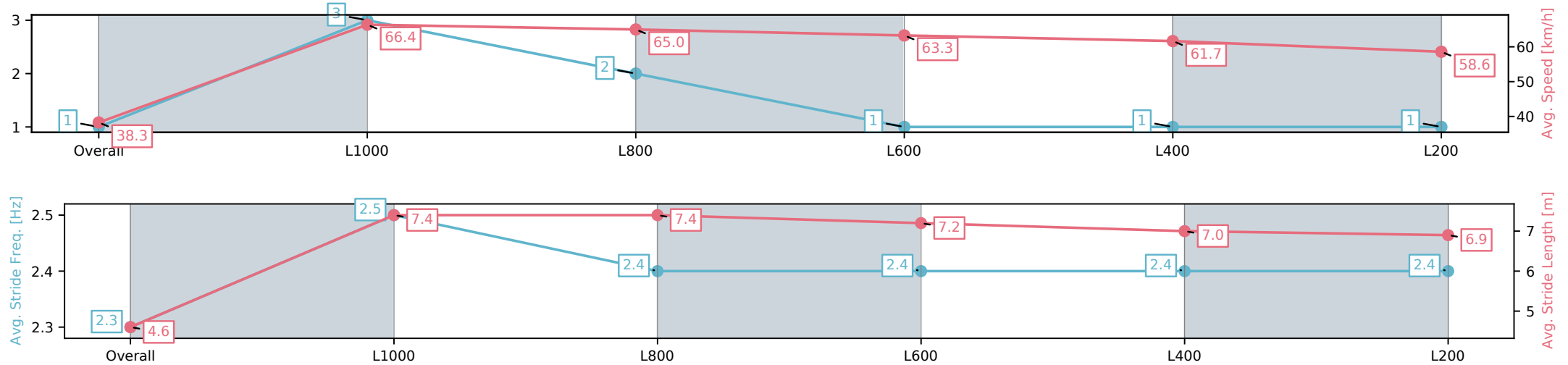
Race 1: Carlton Draught Two-Year-Old Class One Handicap
- 1100m

23 July 2025 - 12:10PM

Track Rating: Soft 5, Weather: Overcast, Rail Position: +9m 1200m
Chute, +12m 800m-W/Post, +9m Remainder



Section	Overall	L1000	L800	L600	L400	L200
Section Times	1:06.76[1] (0:09.39)	0:57.37[3] (0:10.85)	0:46.52[2] (0:11.15)	0:35.37[1] (0:11.39)	0:23.98[1] (0:11.68)	0:12.30[1] (0:12.30)
Average Speed [km/h]	38.3	66.4	65.0	63.3	61.7	58.6
Top Speed [km/h]	64.0	67.2	66.7	64.8	63.3	61.9
Avg. Dist. to Rail [m]	5.2	1.0	1.4	0.7	2.7	2.6
Avg. Stride Freq. [Hz]	2.3	2.5	2.4	2.4	2.4	2.4
Avg. Stride Length [m]	4.6	7.4	7.4	7.2	7.0	6.9



[] Ranking at each section and finish
-:-:- No data available at this section
NA No data available

Horse/Jockey Name	LAWS WARS/Jake Toeroek
Finish Rank	2
Fastest Section Time (Section)	0:11.10 (L800)
Top Speed [km/h] (Section)	67.6 (L1000)
Race State	Finished



Thomas Farms Rc Murray Bridge-
Professional-2025-07-23

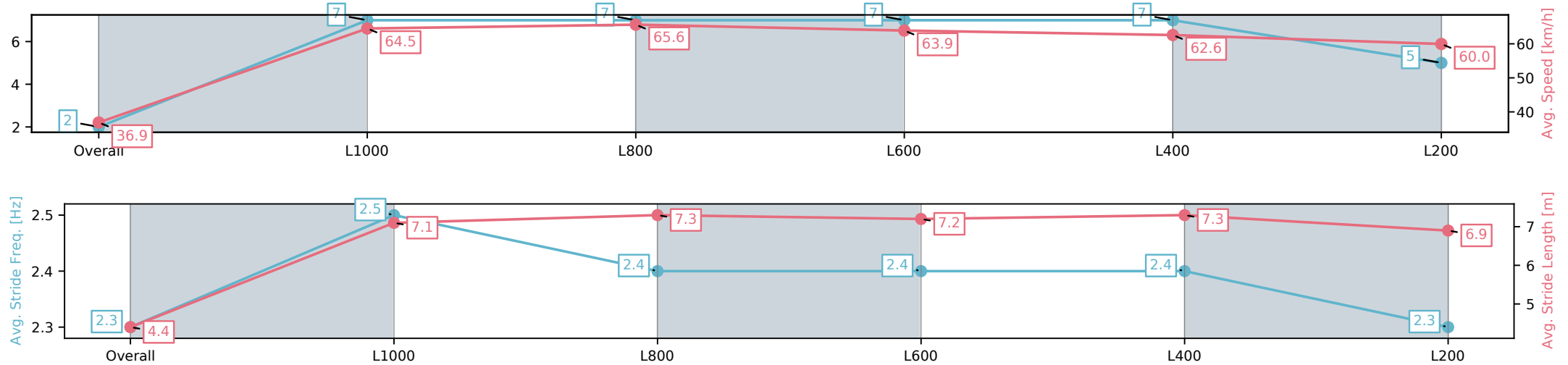
Race 1: Carlton Draught Two-Year-Old Class One Handicap
- 1100m

23 July 2025 - 12:10PM

Track Rating: Soft 5, Weather: Overcast, Rail Position: +9m 1200m
Chute, +12m 800m-W/Post, +9m Remainder



Section	Overall	L1000	L800	L600	L400	L200
Section Times	1:07.02[2] (0:09.77)	0:57.25[7] (0:11.16)	0:46.09[7] (0:11.10)	0:34.99[7] (0:11.47)	0:23.52[7] (0:11.52)	0:12.00[5] (0:12.00)
Average Speed [km/h]	36.9	64.5	65.6	63.9	62.6	60.0
Top Speed [km/h]	61.2	67.1	67.6	64.7	64.4	61.5
Avg. Dist. to Rail [m]	9.2	2.5	3.7	4.2	7.1	4.6
Avg. Stride Freq. [Hz]	2.3	2.5	2.4	2.4	2.4	2.3
Avg. Stride Length [m]	4.4	7.1	7.3	7.2	7.3	6.9



[] Ranking at each section and finish
-:-:- No data available at this section
NA No data available

Horse/Jockey Name	KALMANA/Caitlin Jones
Finish Rank	3
Fastest Section Time (Section)	0:11.02 (L1000)
Top Speed [km/h] (Section)	66.6 (Overall)
Race State	Finished



Thomas Farms Rc Murray Bridge-
Professional-2025-07-23

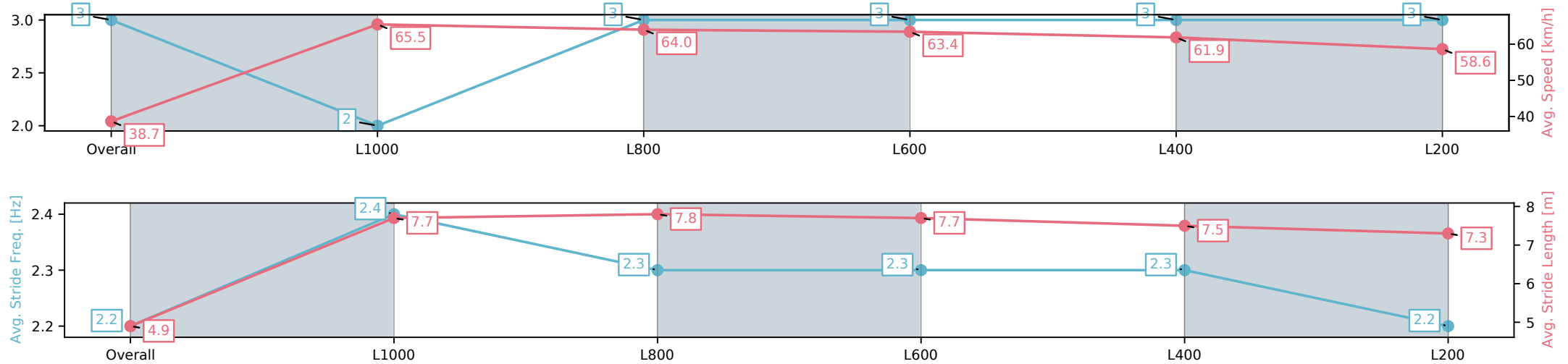
Race 1: Carlton Draught Two-Year-Old Class One Handicap
- 1100m

23 July 2025 - 12:10PM

Track Rating: Soft 5, Weather: Overcast, Rail Position: +9m 1200m
Chute, +12m 800m-W/Post, +9m Remainder



Section	Overall	L1000	L800	L600	L400	L200
Section Times	1:07.10[3] (0:09.32)	0:57.78[2] (0:11.02)	0:46.76[3] (0:11.36)	0:35.40[3] (0:11.48)	0:23.92[3] (0:11.63)	0:12.29[3] (0:12.28)
Average Speed [km/h]	38.7	65.5	64.0	63.4	61.9	58.6
Top Speed [km/h]	63.8	66.6	66.2	64.2	64.1	60.0
Avg. Dist. to Rail [m]	5.7	1.3	3.4	3.0	6.4	7.6
Avg. Stride Freq. [Hz]	2.2	2.4	2.3	2.3	2.3	2.2
Avg. Stride Length [m]	4.9	7.7	7.8	7.7	7.5	7.3



[] Ranking at each section and finish
-:-:- No data available at this section
NA No data available

Horse/Jockey Name	ELEGANT LILLY/Anna Jordsjo
Finish Rank	4
Fastest Section Time (Section)	0:11.15 (L1000)
Top Speed [km/h] (Section)	67.4 (L1000)
Race State	Finished



Thomas Farms Rc Murray Bridge-
Professional-2025-07-23

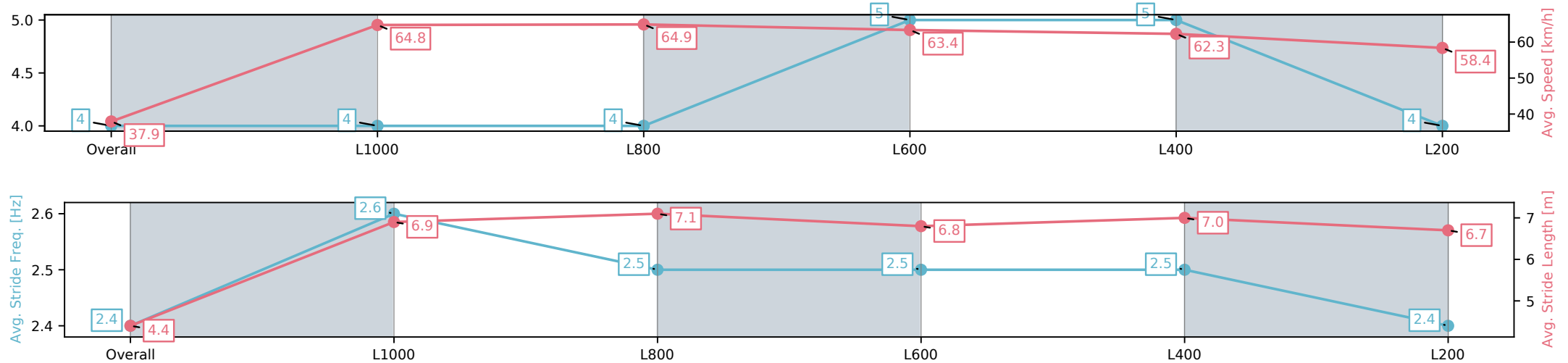
Race 1: Carlton Draught Two-Year-Old Class One Handicap
- 1100m

23 July 2025 - 12:10PM

Track Rating: Soft 5, Weather: Overcast, Rail Position: +9m 1200m
Chute, +12m 800m-W/Post, +9m Remainder



Section	Overall	L1000	L800	L600	L400	L200
Section Times	1:07.29[4] (0:09.47)	0:57.82[4] (0:11.15)	0:46.67[4] (0:11.22)	0:35.45[5] (0:11.55)	0:23.90[5] (0:11.56)	0:12.33[4] (0:12.33)
Average Speed [km/h]	37.9	64.8	64.9	63.4	62.3	58.4
Top Speed [km/h]	61.7	66.6	67.4	66.3	66.1	60.6
Avg. Dist. to Rail [m]	8.2	2.2	3.7	4.5	9.5	9.9
Avg. Stride Freq. [Hz]	2.4	2.6	2.5	2.5	2.5	2.4
Avg. Stride Length [m]	4.4	6.9	7.1	6.8	7.0	6.7



[] Ranking at each section and finish
-:-:- No data available at this section
NA No data available

Horse/Jockey Name	ASHREIGN/Todd Pannell
Finish Rank	5
Fastest Section Time (Section)	0:10.86 (L1000)
Top Speed [km/h] (Section)	68.9 (Overall)
Race State	Finished



Thomas Farms Rc Murray Bridge-
Professional-2025-07-23

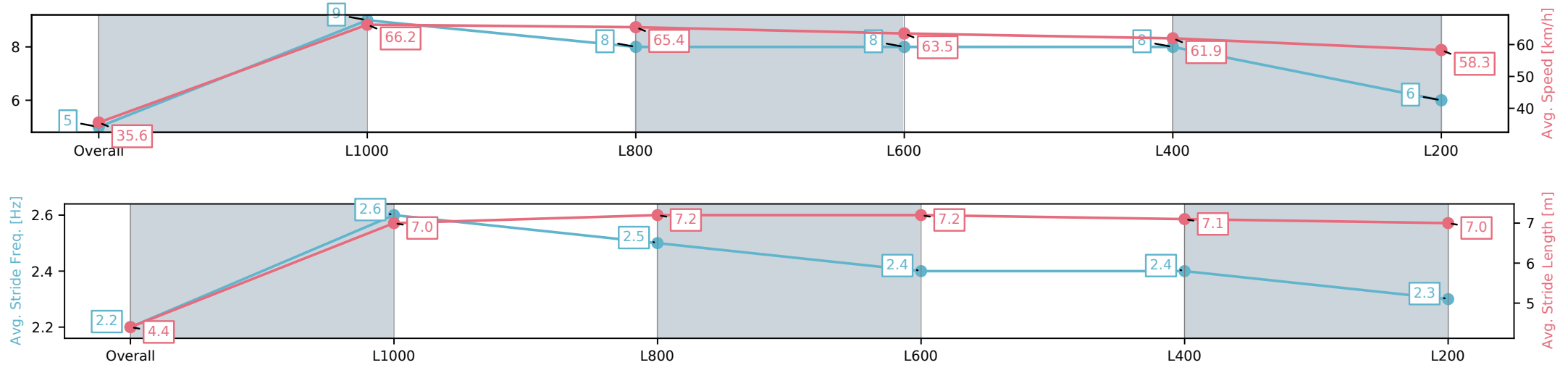
Race 1: Carlton Draught Two-Year-Old Class One Handicap
- 1100m

23 July 2025 - 12:10PM

Track Rating: Soft 5, Weather: Overcast, Rail Position: +9m 1200m
Chute, +12m 800m-W/Post, +9m Remainder



Section	Overall	L1000	L800	L600	L400	L200
Section Times	1:07.54[5] (0:10.13)	0:57.41[9] (0:10.86)	0:46.55[8] (0:11.12)	0:35.43[8] (0:11.45)	0:23.98[8] (0:11.62)	0:12.36[6] (0:12.36)
Average Speed [km/h]	35.6	66.2	65.4	63.5	61.9	58.3
Top Speed [km/h]	61.7	68.9	68.0	65.1	63.7	60.1
Avg. Dist. to Rail [m]	9.0	0.8	2.5	2.8	5.8	4.8
Avg. Stride Freq. [Hz]	2.2	2.6	2.5	2.4	2.4	2.3
Avg. Stride Length [m]	4.4	7.0	7.2	7.2	7.1	7.0



[] Ranking at each section and finish
-:-:- No data available at this section
NA No data available

Horse/Jockey Name	ROUSING REFRAIN/Jacob Opperman
Finish Rank	6
Fastest Section Time (Section)	0:11.15 (L800)
Top Speed [km/h] (Section)	66.8 (L1000)
Race State	Finished



Thomas Farms Rc Murray Bridge-
Professional-2025-07-23

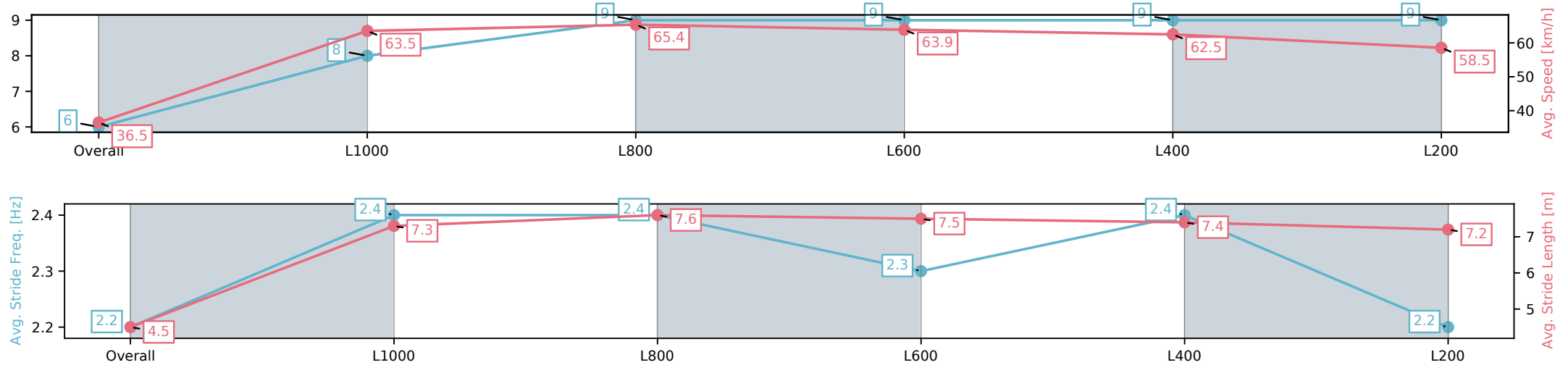
Race 1: Carlton Draught Two-Year-Old Class One Handicap
- 1100m

23 July 2025 - 12:10PM

Track Rating: Soft 5, Weather: Overcast, Rail Position: +9m 1200m
Chute, +12m 800m-W/Post, +9m Remainder



Section	Overall	L1000	L800	L600	L400	L200
Section Times	1:07.63[6] (0:09.87)	0:57.76[8] (0:11.33)	0:46.43[9] (0:11.15)	0:35.28[9] (0:11.46)	0:23.82[9] (0:11.53)	0:12.29[9] (0:12.28)
Average Speed [km/h]	36.5	63.5	65.4	63.9	62.5	58.5
Top Speed [km/h]	62.4	65.9	66.8	65.4	65.3	61.0
Avg. Dist. to Rail [m]	8.3	1.5	3.4	4.3	7.9	8.1
Avg. Stride Freq. [Hz]	2.2	2.4	2.4	2.3	2.4	2.2
Avg. Stride Length [m]	4.5	7.3	7.6	7.5	7.4	7.2



[] Ranking at each section and finish
-:-:- No data available at this section
NA No data available

Horse/Jockey Name	JOSEPH'S GLORY/Lachlan Neindorf
Finish Rank	7
Fastest Section Time (Section)	0:11.11 (L1000)
Top Speed [km/h] (Section)	66.9 (L1000)
Race State	Finished



Thomas Farms Rc Murray Bridge-
Professional-2025-07-23

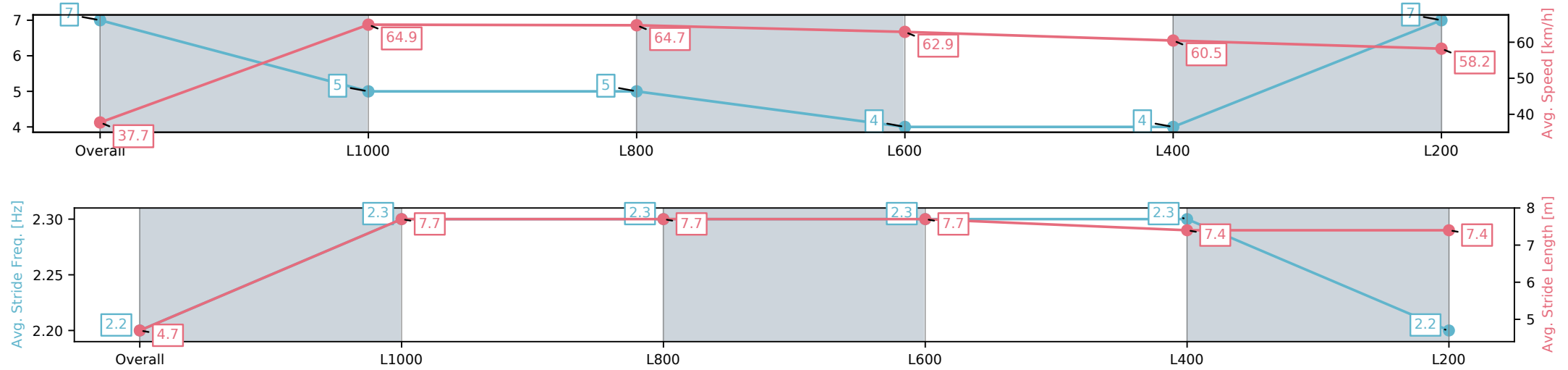
Race 1: Carlton Draught Two-Year-Old Class One Handicap
- 1100m

23 July 2025 - 12:10PM

Track Rating: Soft 5, Weather: Overcast, Rail Position: +9m 1200m
Chute, +12m 800m-W/Post, +9m Remainder



Section	Overall	L1000	L800	L600	L400	L200
Section Times	1:07.66[7] (0:09.55)	0:58.11[5] (0:11.11)	0:47.00[5] (0:11.15)	0:35.85[4] (0:11.54)	0:24.31[4] (0:11.91)	0:12.40[7] (0:12.40)
Average Speed [km/h]	37.7	64.9	64.7	62.9	60.5	58.2
Top Speed [km/h]	61.0	66.4	66.9	64.3	61.6	59.3
Avg. Dist. to Rail [m]	5.9	1.1	1.2	1.9	4.2	2.9
Avg. Stride Freq. [Hz]	2.2	2.3	2.3	2.3	2.3	2.2
Avg. Stride Length [m]	4.7	7.7	7.7	7.7	7.4	7.4



[] Ranking at each section and finish
-:-:- No data available at this section
NA No data available

Horse/Jockey Name	KING RAMSIS/Caitlin Tootell
Finish Rank	8
Fastest Section Time (Section)	0:10.90 (L1000)
Top Speed [km/h] (Section)	67.7 (Overall)
Race State	Finished



Thomas Farms Rc Murray Bridge-
Professional-2025-07-23

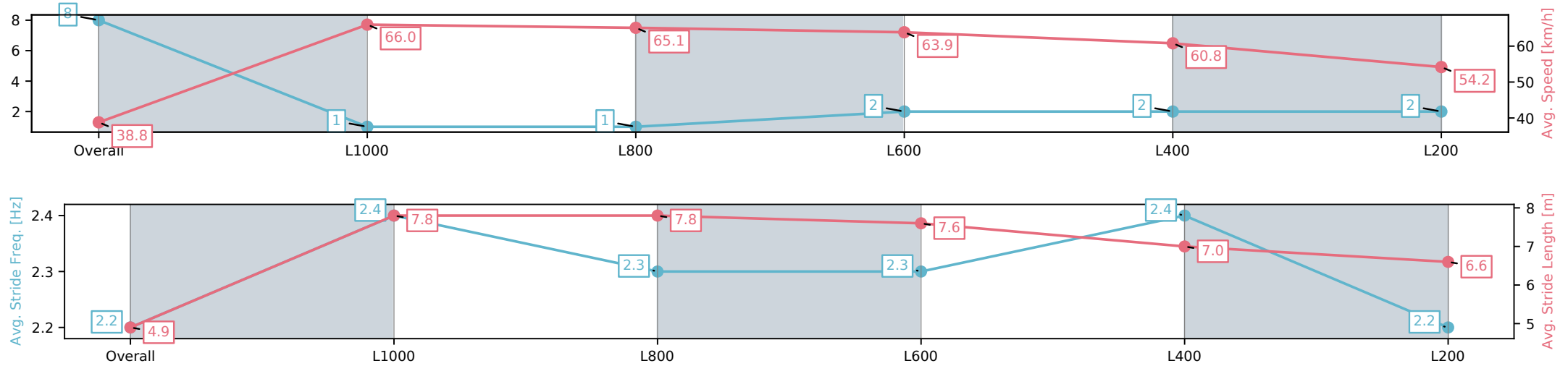
Race 1: Carlton Draught Two-Year-Old Class One Handicap
- 1100m

23 July 2025 - 12:10PM

Track Rating: Soft 5, Weather: Overcast, Rail Position: +9m 1200m
Chute, +12m 800m-W/Post, +9m Remainder



Section	Overall	L1000	L800	L600	L400	L200
Section Times	1:07.94[8] (0:09.31)	0:58.63[1] (0:10.90)	0:47.73[1] (0:11.20)	0:36.53[2] (0:11.39)	0:25.14[2] (0:11.84)	0:13.30[2] (0:13.30)
Average Speed [km/h]	38.8	66.0	65.1	63.9	60.8	54.2
Top Speed [km/h]	63.5	67.7	67.1	64.5	64.5	57.5
Avg. Dist. to Rail [m]	7.3	2.5	3.4	3.2	6.2	6.6
Avg. Stride Freq. [Hz]	2.2	2.4	2.3	2.3	2.4	2.2
Avg. Stride Length [m]	4.9	7.8	7.8	7.6	7.0	6.6



[] Ranking at each section and finish
-:-:- No data available at this section
NA No data available

Horse/Jockey Name	MOUSE IN THE HOUSE/Zoe Lloyd
Finish Rank	9
Fastest Section Time (Section)	0:11.00 (L1000)
Top Speed [km/h] (Section)	66.8 (Overall)
Race State	Finished



Thomas Farms Rc Murray Bridge-
Professional-2025-07-23

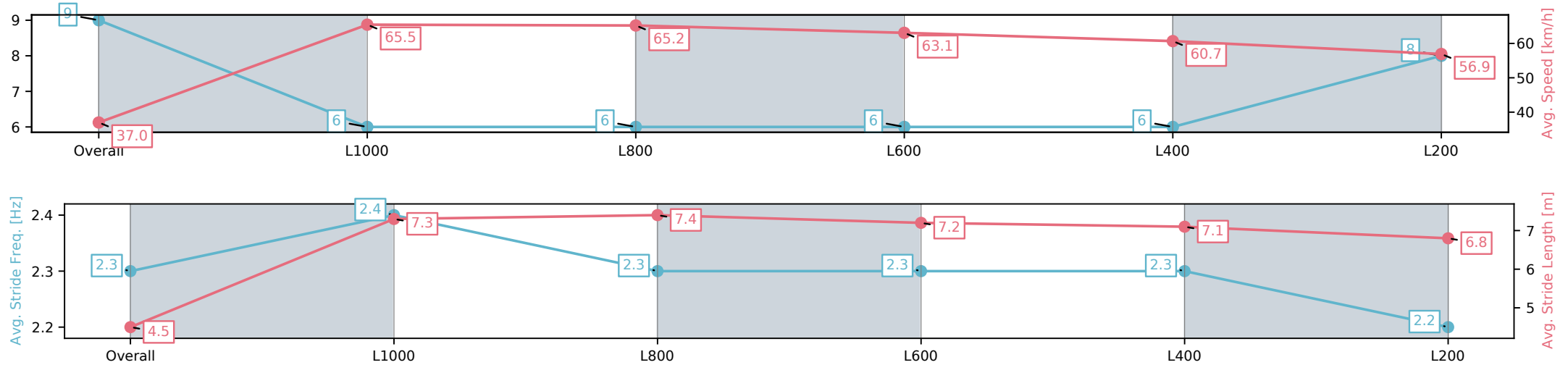
Race 1: Carlton Draught Two-Year-Old Class One Handicap
- 1100m

23 July 2025 - 12:10PM

Track Rating: Soft 5, Weather: Overcast, Rail Position: +9m 1200m
Chute, +12m 800m-W/Post, +9m Remainder



Section	Overall	L1000	L800	L600	L400	L200
Section Times	1:07.99[9] (0:09.73)	0:58.26[6] (0:11.00)	0:47.26[6] (0:11.21)	0:36.05[6] (0:11.53)	0:24.52[6] (0:11.85)	0:12.67[8] (0:12.67)
Average Speed [km/h]	37.0	65.5	65.2	63.1	60.7	56.9
Top Speed [km/h]	62.5	66.8	66.4	64.5	63.7	58.7
Avg. Dist. to Rail [m]	7.4	2.4	4.6	2.1	3.6	4.5
Avg. Stride Freq. [Hz]	2.3	2.4	2.3	2.3	2.3	2.2
Avg. Stride Length [m]	4.5	7.3	7.4	7.2	7.1	6.8



[] Ranking at each section and finish
-:-:- No data available at this section
NA No data available