



RACINGSA

Thomas Farms Rc Murray Bridge-Professional-2025-07-12

Race 8: Carlton Draught Murray Bridge Gold Cup – Book Now Handicap - 1400m

12 July 2025 - 3:59PM

Track Rating: Good 4, Weather: Fine, Rail Position: +3m 1200m Chute, True Remainder



Murray Bridge
Racing Club

Section

Field Times

							Overall	L1200	L1000	L800	L600	L400		
							1:26.15 (0:14.30)	1:11.85 (0:11.75)	1:00.10 (0:12.20)	0:47.89 (0:12.64)	0:35.25 (0:12.17)	0:23.09 (0:11.52)		
Position	#	Horse/Jockey	Barrier	Top Speed [km/h]	Fastest Section	First 400m							Distance Travelled From Winner [m]	
1	2	HEADPHONES	12	65.8	0:11.04	0:26.98	1:26.15	1:11.15 [11]	0:59.17 [12]	0:47.15 [12]	0:34.43 [11]	0:22.25 [12]		
		Alana Livesey		600-400	400-200		(0:15.00)	(0:11.98)	(0:12.02)	(0:12.72)	(0:12.18)	(0:11.04)		
2	13	TROPICAL HOUSE	9	65.9	0:11.27	0:26.64	1:26.15	1:11.41 [8]	0:59.51 [8]	0:47.40 [9]	0:34.57 [10]	0:22.54 [8]		+5
		Jason Holder		600-400	400-200		(0:14.74)	(0:11.90)	(0:12.11)	(0:12.83)	(0:12.03)	(0:11.27)		
3	5	RUNAWAY STATEMENT	3	65.0	0:11.30	0:26.38	1:26.25	1:11.62 [5]	0:59.87 [5]	0:47.68 [5]	0:34.97 [4]	0:22.81 [4]		-2
		Jacob Opperman		600-400	400-200		(0:14.63)	(0:11.75)	(0:12.19)	(0:12.71)	(0:12.16)	(0:11.30)		
4	4	EXTRA HOT	10	65.8	0:11.08	0:26.79	1:26.32	1:11.55 [9]	0:59.53 [10]	0:47.33 [10]	0:34.57 [12]	0:22.57 [11]		+6
		Lachlan Neindorf		600-400	400-200		(0:14.77)	(0:12.02)	(0:12.20)	(0:12.76)	(0:12.00)	(0:11.08)		
5	3	SWYCHO	6	63.7	0:11.39	0:26.07	1:26.33	1:11.91 [2]	1:00.26 [2]	0:48.08 [1]	0:35.44 [1]	0:23.14 [2]		-2
		Todd Pannell		600-400	400-200		(0:14.42)	(0:11.65)	(0:12.18)	(0:12.64)	(0:12.30)	(0:11.39)		
6	8	SHISUTA BO	1	64.6	0:11.56	0:26.05	1:26.44	1:12.14 [1]	1:00.39 [1]	0:48.13 [2]	0:35.49 [2]	0:23.38 [1]		-4
		Caitlin Tootell		600-400	400-200		(0:14.30)	(0:11.75)	(0:12.26)	(0:12.64)	(0:12.11)	(0:11.56)		
7	10	RED ROOF	13	65.1	0:11.24	0:27.14	1:26.48	1:11.37 [14]	0:59.34 [14]	0:47.25 [13]	0:34.51 [14]	0:22.49 [13]		+0
		Teagan Voorham		600-400	400-200		(0:15.11)	(0:12.03)	(0:12.09)	(0:12.74)	(0:12.02)	(0:11.24)		
8	6	FALANGHINA	17	65.0	0:11.28	0:26.54	1:26.54	1:11.82 [6]	1:00.00 [7]	0:47.79 [8]	0:35.04 [8]	0:22.87 [9]		+5
		Caitlin Jones		600-400	400-200		(0:14.72)	(0:11.82)	(0:12.21)	(0:12.75)	(0:12.17)	(0:11.28)		
9	17	BUBBLE OVER	11	65.2	0:11.17	0:26.27	1:26.62	1:12.12 [3]	1:00.35 [3]	0:48.16 [4]	0:35.24 [6]	0:23.11 [6]		+7
		Justin Potter		600-400	400-200		(0:14.50)	(0:11.77)	(0:12.19)	(0:12.92)	(0:12.13)	(0:11.17)		
10	7	MOOR MUMM	4	63.7	0:11.38	0:26.43	1:26.65	1:12.07 [4]	1:00.22 [6]	0:48.05 [6]	0:35.34 [5]	0:23.21 [5]		+0
		Ben Price		600-400	400-200		(0:14.57)	(0:11.85)	(0:12.17)	(0:12.71)	(0:12.13)	(0:11.38)		

Scratched: Just Like Lisa (#1), All Too Mysti (#14), Impending Diamond (#16), Hubristic (#18)

Report Created: Sat 12 July 2025 16:51:42 GMT+10 (Note: Timing is based on positional data)

Page 1/18

[] Position in running at each section and finish
-:-:- No data available at this section
NA No data available
█ Background shading for fastest section

Saddle cloth number
DNF Did not finish
DNT Did not track

data processed by  TRIPLESDATA



Thomas Farms Rc Murray Bridge-Professional-2025-07-12

Race 8: Carlton Draught Murray Bridge Gold Cup – Book Now Handicap - 1400m

12 July 2025 - 3:59PM

Track Rating: Good 4, Weather: Fine, Rail Position: +3m 1200m Chute, True Remainder



Section

Field Times

Overall
1:26.15
(0:14.30)

L1200
1:11.85
(0:11.75)

L1000
1:00.10
(0:12.20)

L800
0:47.89
(0:12.64)

L600
0:35.25
(0:12.17)

L400
0:23.09
(0:11.52)

Position	#	Horse/Jockey	Barrier	Top Speed [km/h]	Fastest Section	First 400m								Distance Travelled From Winner [m]
11	11	ZARKANA	16	64.1	0:11.40	0:26.82	1:26.67	1:11.58 [13]	0:59.85 [11]	0:47.67 [11]	0:35.13 [9]	0:23.09 [7]		+7
		Alana Kelly		600-400	400-200		(0:15.09)	(0:11.73)	(0:12.18)	(0:12.54)	(0:12.04)	(0:11.40)		
12	12	SALSBURY HILL	8	63.2	0:11.47	0:26.72	1:26.70	1:11.84 [10]	0:59.98 [9]	0:47.96 [7]	0:35.23 [7]	0:23.03 [10]		-2
		Kate Walters		400-200	400-200		(0:14.86)	(0:11.86)	(0:12.02)	(0:12.73)	(0:12.20)	(0:11.47)		
13	9	STRATUM PRIDE	14	64.8	0:11.23	0:27.08	1:26.79	1:11.75 [12]	0:59.71 [13]	0:47.53 [14]	0:34.86 [13]	0:22.75 [14]		+8
		Taylor Johnstone		600-400	400-200		(0:15.04)	(0:12.04)	(0:12.18)	(0:12.67)	(0:12.11)	(0:11.23)		
14	15	FIOREEN	5	64.1	0:11.53	0:26.33	1:27.10	1:12.37 [7]	1:00.77 [4]	0:48.75 [3]	0:36.03 [3]	0:23.75 [3]		+0
		Rochelle Milnes		1400-1200	400-200		(0:14.73)	(0:11.60)	(0:12.02)	(0:12.72)	(0:12.28)	(0:11.53)		

Scratched: Just Like Lisa (#1), All Too Mysti (#14), Impending Diamond (#16), Hubristic (#18)



RACINGSA

Thomas Farms Rc Murray Bridge-Professional-2025-07-12

Race 8: Carlton Draught Murray Bridge Gold Cup – Book Now Handicap - 1400m

12 July 2025 - 3:59PM

Track Rating: Good 4, Weather: Fine, Rail Position: +3m 1200m Chute, True Remainder



Murray Bridge
Racing Club

Section Field Times

L200
0:11.56
(0:11.56)

Position	#	Horse/Jockey	Barrier	Top Speed [km/h]	Fastest Section	First 400m	Margin								Distance Travelled From Winner [m]
1	2	HEADPHONES	12	65.8	0:11.04	0:26.98	0:11.21 [9]	1:26.15							
		Alana Livesey		600-400	400-200		(0:11.21)								
2	13	TROPICAL HOUSE	9	65.9	0:11.27	0:26.64	0:11.27 [7]	0.02L						+5	
		Jason Holder		600-400	400-200		(0:11.27)								
3	5	RUNAWAY STATEMENT	3	65.0	0:11.30	0:26.38	0:11.51 [4]	0.7L						-2	
		Jacob Opperman		600-400	400-200		(0:11.51)								
4	4	EXTRA HOT	10	65.8	0:11.08	0:26.79	0:11.49 [6]	1.18L						+6	
		Lachlan Neindorf		600-400	400-200		(0:11.49)								
5	3	SWYCHO	6	63.7	0:11.39	0:26.07	0:11.75 [1]	1.25L						-2	
		Todd Pannell		600-400	400-200		(0:11.75)								
6	8	SHISUTA BO	1	64.6	0:11.56	0:26.05	0:11.82 [2]	2.01L						-4	
		Caitlin Tootell		600-400	400-200		(0:11.82)								
7	10	RED ROOF	13	65.1	0:11.24	0:27.14	0:11.25 [13]	2.29L						+0	
		Teagan Voorham		600-400	400-200		(0:11.25)								
8	6	FALANGHINA	17	65.0	0:11.28	0:26.54	0:11.58 [10]	2.73L						+5	
		Caitlin Jones		600-400	400-200		(0:11.57)								
9	17	BUBBLE OVER	11	65.2	0:11.17	0:26.27	0:11.94 [3]	3.24L						+7	
		Justin Potter		600-400	400-200		(0:11.94)								
10	7	MOOR MUMM	4	63.7	0:11.38	0:26.43	0:11.83 [5]	3.49L						+0	
		Ben Price		600-400	400-200		(0:11.83)								

Scratched: Just Like Lisa (#1), All Too Mysti (#14), Impending Diamond (#16), Hubristic (#18)

Report Created: Sat 12 July 2025 16:51:42 GMT+10 (Note: Timing is based on positional data)

Page 3/18

[] Position in running at each section and finish
-:-:- No data available at this section
NA No data available
Background shading for fastest section

Saddle cloth number
DNF Did not finish
DNT Did not track

data processed by  TRIPLESDATA



Thomas Farms Rc Murray Bridge-Professional-2025-07-12

Race 8: Carlton Draught Murray Bridge Gold Cup – Book Now Handicap - 1400m

12 July 2025 - 3:59PM

Track Rating: Good 4, Weather: Fine, Rail Position: +3m 1200m Chute, True Remainder



Section Field Times

L200
0:11.56
(0:11.56)

Position	#	Horse/Jockey	Barrier	Top Speed [km/h]	Fastest Section	First 400m	Margin							Distance Travelled From Winner [m]
11	11	ZARKANA	16	64.1	0:11.40	0:26.82	0:11.69 [11]	3.58L						+7
		Alana Kelly		600-400	400-200		(0:11.69)							
12	12	SALSBURY HILL	8	63.2	0:11.47	0:26.72	0:11.56 [12]	3.82L						-2
		Kate Walters		400-200	400-200		(0:11.56)							
13	9	STRATUM PRIDE	14	64.8	0:11.23	0:27.08	0:11.52 [14]	4.43L						+8
		Taylor Johnstone		600-400	400-200		(0:11.52)							
14	15	FIOREEN	5	64.1	0:11.53	0:26.33	0:12.22 [8]	6.58L						+0
		Rochelle Milnes		1400-1200	400-200		(0:12.22)							

Scratched: Just Like Lisa (#1), All Too Mysti (#14), Impending Diamond (#16), Hubristic (#18)

Horse/Jockey Name	HEADPHONES/Alana Livesey
Finish Rank	1
Fastest Section Time (Section)	0:11.04 (L400)
Top Speed [km/h] (Section)	65.8 (L600)
Race State	Finished



Thomas Farms Rc Murray Bridge-
Professional-2025-07-12

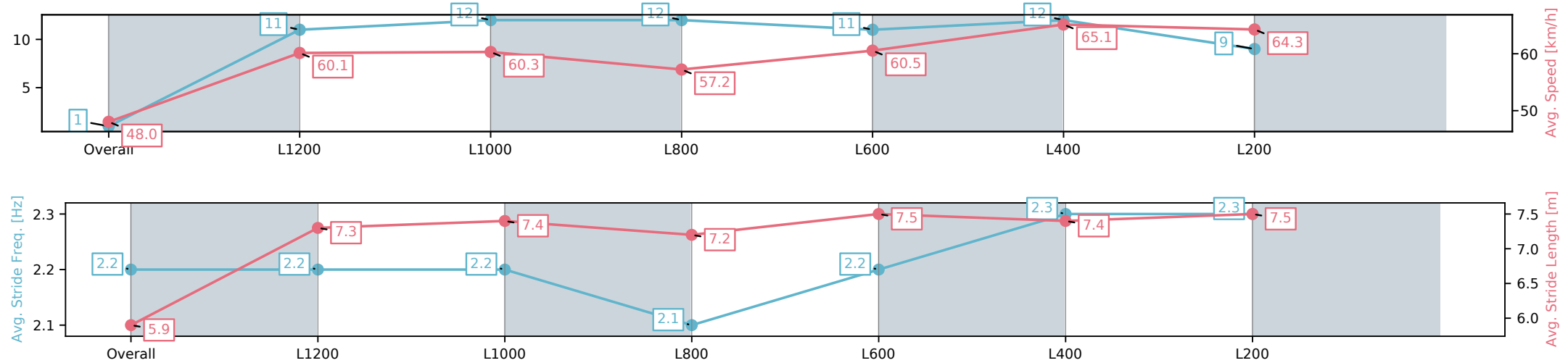
Race 8: Carlton Draught Murray Bridge Gold Cup – Book
Now Handicap - 1400m

12 July 2025 - 3:59PM

Track Rating: Good 4, Weather: Fine, Rail Position: +3m 1200m
Chute, True Remainder



Section	Overall	L1200	L1000	L800	L600	L400	L200
Section Times	1:26.15[1] (0:15.00)	1:11.15[11] (0:11.98)	0:59.17[12] (0:12.02)	0:47.15[12] (0:12.72)	0:34.43[11] (0:12.18)	0:22.25[12] (0:11.04)	0:11.21[9] (0:11.21)
Average Speed [km/h]	48.0	60.1	60.3	57.2	60.5	65.1	64.3
Top Speed [km/h]	59.9	60.7	61.4	59.5	62.7	65.8	65.3
Avg. Dist. to Rail [m]	7.0	2.0	1.6	2.0	5.5	10.7	12.6
Avg. Stride Freq. [Hz]	2.2	2.2	2.2	2.1	2.2	2.3	2.3
Avg. Stride Length [m]	5.9	7.3	7.4	7.2	7.5	7.4	7.5



[] Ranking at each section and finish
-:-:- No data available at this section
NA No data available

Horse/Jockey Name	TROPICAL HOUSE/Jason Holder
Finish Rank	2
Fastest Section Time (Section)	0:11.27 (L400)
Top Speed [km/h] (Section)	65.9 (L600)
Race State	Finished



Thomas Farms Rc Murray Bridge-
Professional-2025-07-12

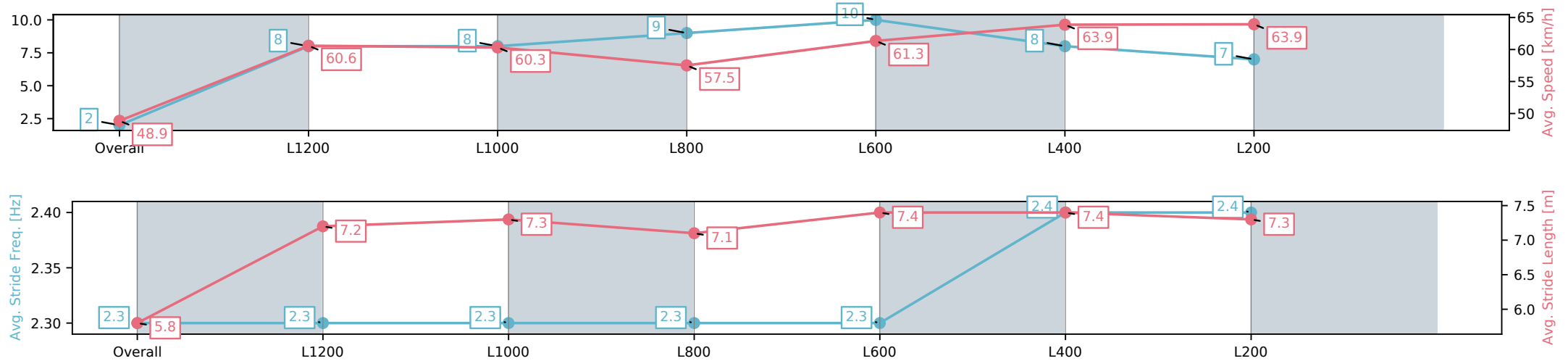
Race 8: Carlton Draught Murray Bridge Gold Cup – Book
Now Handicap - 1400m

12 July 2025 - 3:59PM

Track Rating: Good 4, Weather: Fine, Rail Position: +3m 1200m
Chute, True Remainder



Section	Overall	L1200	L1000	L800	L600	L400	L200
Section Times	1:26.15[2] (0:14.74)	1:11.41[8] (0:11.90)	0:59.51[8] (0:12.11)	0:47.40[9] (0:12.83)	0:34.57[10] (0:12.03)	0:22.54[8] (0:11.27)	0:11.27[7] (0:11.27)
Average Speed [km/h]	48.9	60.6	60.3	57.5	61.3	63.9	63.9
Top Speed [km/h]	61.1	61.6	61.4	59.9	64.4	65.9	64.9
Avg. Dist. to Rail [m]	4.6	1.2	2.6	5.0	5.7	8.9	10.3
Avg. Stride Freq. [Hz]	2.3	2.3	2.3	2.3	2.3	2.4	2.4
Avg. Stride Length [m]	5.8	7.2	7.3	7.1	7.4	7.4	7.3



[] Ranking at each section and finish
-:-:- No data available at this section
NA No data available

Horse/Jockey Name	RUNAWAY STATEMENT/Jacob Opperman
Finish Rank	3
Fastest Section Time (Section)	0:11.30 (L400)
Top Speed [km/h] (Section)	65.0 (L600)
Race State	Finished



Thomas Farms Rc Murray Bridge-
Professional-2025-07-12

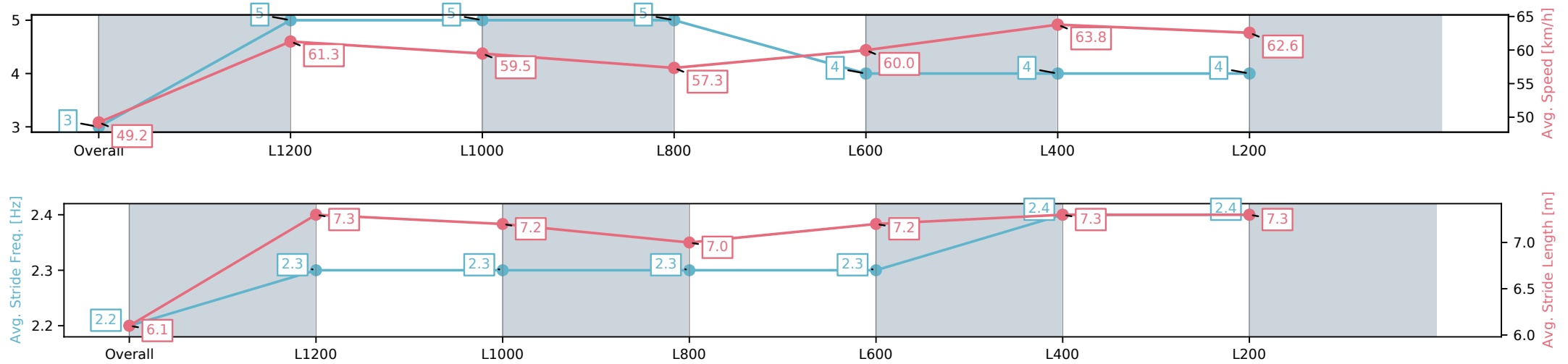
Race 8: Carlton Draught Murray Bridge Gold Cup – Book
Now Handicap - 1400m

12 July 2025 - 3:59PM

Track Rating: Good 4, Weather: Fine, Rail Position: +3m 1200m
Chute, True Remainder



Section	Overall	L1200	L1000	L800	L600	L400	L200
Section Times	1:26.25[3] (0:14.63)	1:11.62[5] (0:11.75)	0:59.87[5] (0:12.19)	0:47.68[5] (0:12.71)	0:34.97[4] (0:12.16)	0:22.81[4] (0:11.30)	0:11.51[4] (0:11.51)
Average Speed [km/h]	49.2	61.3	59.5	57.3	60.0	63.8	62.6
Top Speed [km/h]	62.1	62.2	60.8	58.2	63.1	65.0	64.0
Avg. Dist. to Rail [m]	1.1	0.2	1.3	2.5	3.1	3.6	2.7
Avg. Stride Freq. [Hz]	2.2	2.3	2.3	2.3	2.3	2.4	2.4
Avg. Stride Length [m]	6.1	7.3	7.2	7.0	7.2	7.3	7.3



[] Ranking at each section and finish
-:-:- No data available at this section
NA No data available

Horse/Jockey Name	EXTRA HOT/Lachlan Neindorf
Finish Rank	4
Fastest Section Time (Section)	0:11.08 (L400)
Top Speed [km/h] (Section)	65.8 (L600)
Race State	Finished



Thomas Farms Rc Murray Bridge-
Professional-2025-07-12

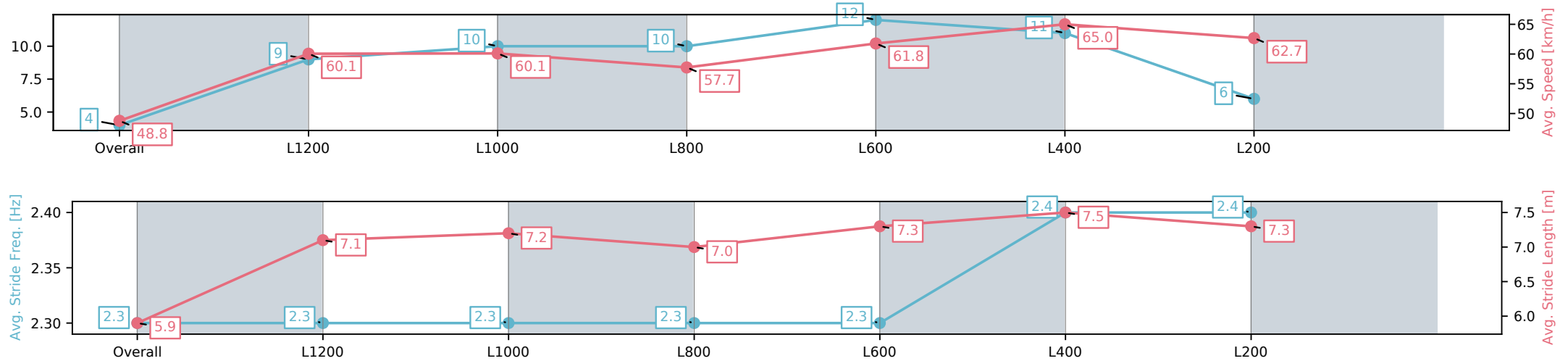
Race 8: Carlton Draught Murray Bridge Gold Cup – Book
Now Handicap - 1400m

12 July 2025 - 3:59PM

Track Rating: Good 4, Weather: Fine, Rail Position: +3m 1200m
Chute, True Remainder



Section	Overall	L1200	L1000	L800	L600	L400	L200
Section Times	1:26.32[4] (0:14.77)	1:11.55[9] (0:12.02)	0:59.53[10] (0:12.20)	0:47.33[10] (0:12.76)	0:34.57[12] (0:12.00)	0:22.57[11] (0:11.08)	0:11.49[6] (0:11.49)
Average Speed [km/h]	48.8	60.1	60.1	57.7	61.8	65.0	62.7
Top Speed [km/h]	61.9	62.0	61.2	59.1	64.2	65.8	64.8
Avg. Dist. to Rail [m]	6.4	2.8	3.6	4.6	6.7	11.8	13.9
Avg. Stride Freq. [Hz]	2.3	2.3	2.3	2.3	2.3	2.4	2.4
Avg. Stride Length [m]	5.9	7.1	7.2	7.0	7.3	7.5	7.3



[] Ranking at each section and finish
-:-:- No data available at this section
NA No data available

Horse/Jockey Name	SWYCHO/Todd Pannell
Finish Rank	5
Fastest Section Time (Section)	0:11.39 (L400)
Top Speed [km/h] (Section)	63.7 (L600)
Race State	Finished



Thomas Farms Rc Murray Bridge-
Professional-2025-07-12

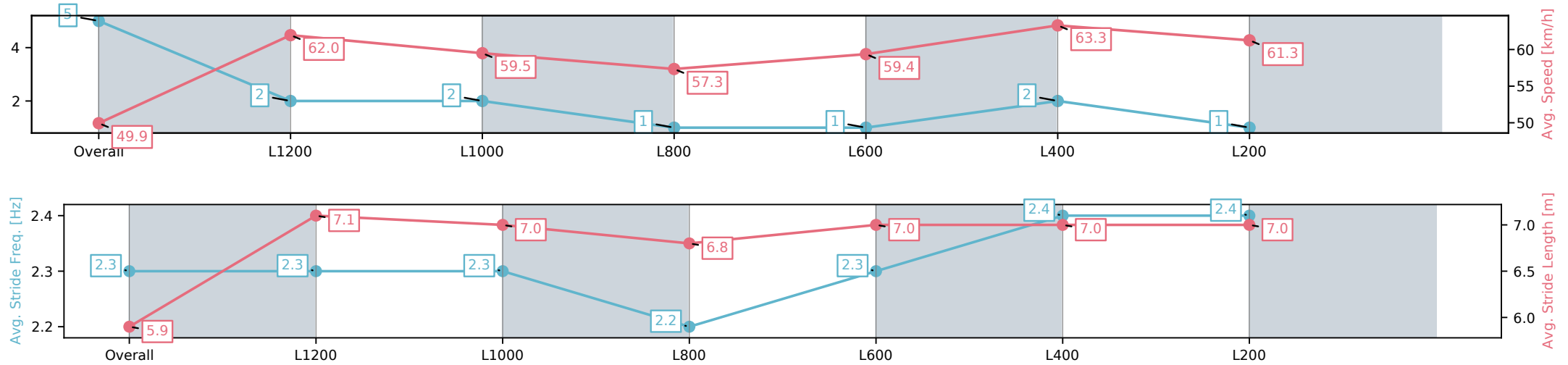
Race 8: Carlton Draught Murray Bridge Gold Cup – Book
Now Handicap - 1400m

12 July 2025 - 3:59PM

Track Rating: Good 4, Weather: Fine, Rail Position: +3m 1200m
Chute, True Remainder



Section	Overall	L1200	L1000	L800	L600	L400	L200
Section Times	1:26.33[5] (0:14.42)	1:11.91[2] (0:11.65)	1:00.26[2] (0:12.18)	0:48.08[1] (0:12.64)	0:35.44[1] (0:12.30)	0:23.14[2] (0:11.39)	0:11.75[1] (0:11.75)
Average Speed [km/h]	49.9	62.0	59.5	57.3	59.4	63.3	61.3
Top Speed [km/h]	62.5	63.0	62.3	58.1	61.7	63.7	62.8
Avg. Dist. to Rail [m]	4.3	2.4	1.4	1.6	3.5	6.1	7.5
Avg. Stride Freq. [Hz]	2.3	2.3	2.3	2.2	2.3	2.4	2.4
Avg. Stride Length [m]	5.9	7.1	7.0	6.8	7.0	7.0	7.0



[] Ranking at each section and finish
-:-:- No data available at this section
NA No data available

Horse/Jockey Name	SHISUTA BO/Caitlin Tootell
Finish Rank	6
Fastest Section Time (Section)	0:11.56 (L400)
Top Speed [km/h] (Section)	64.6 (L600)
Race State	Finished



Thomas Farms Rc Murray Bridge-
Professional-2025-07-12

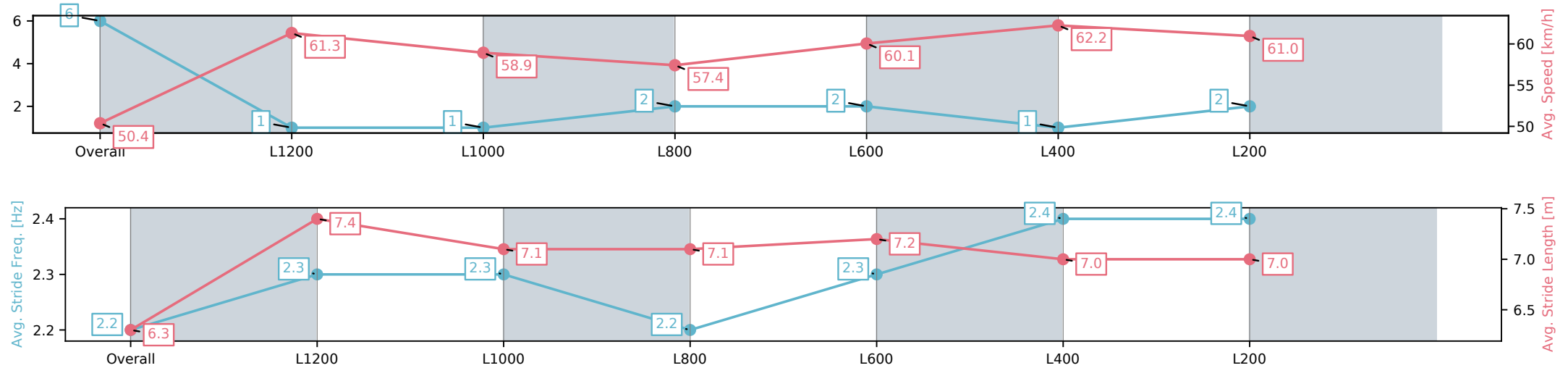
Race 8: Carlton Draught Murray Bridge Gold Cup – Book
Now Handicap - 1400m

12 July 2025 - 3:59PM

Track Rating: Good 4, Weather: Fine, Rail Position: +3m 1200m
Chute, True Remainder



Section	Overall	L1200	L1000	L800	L600	L400	L200
Section Times	1:26.44[6] (0:14.30)	1:12.14[1] (0:11.75)	1:00.39[1] (0:12.26)	0:48.13[2] (0:12.64)	0:35.49[2] (0:12.11)	0:23.38[1] (0:11.56)	0:11.82[2] (0:11.82)
Average Speed [km/h]	50.4	61.3	58.9	57.4	60.1	62.2	61.0
Top Speed [km/h]	62.3	61.8	60.6	58.3	62.5	64.6	63.0
Avg. Dist. to Rail [m]	0.9	0.3	0.8	1.9	2.0	4.2	6.5
Avg. Stride Freq. [Hz]	2.2	2.3	2.3	2.2	2.3	2.4	2.4
Avg. Stride Length [m]	6.3	7.4	7.1	7.1	7.2	7.0	7.0



[] Ranking at each section and finish
-:-:- No data available at this section
NA No data available

Horse/Jockey Name	RED ROOF/Teagan Voorham
Finish Rank	7
Fastest Section Time (Section)	0:11.24 (L400)
Top Speed [km/h] (Section)	65.1 (L600)
Race State	Finished



Thomas Farms Rc Murray Bridge-
Professional-2025-07-12

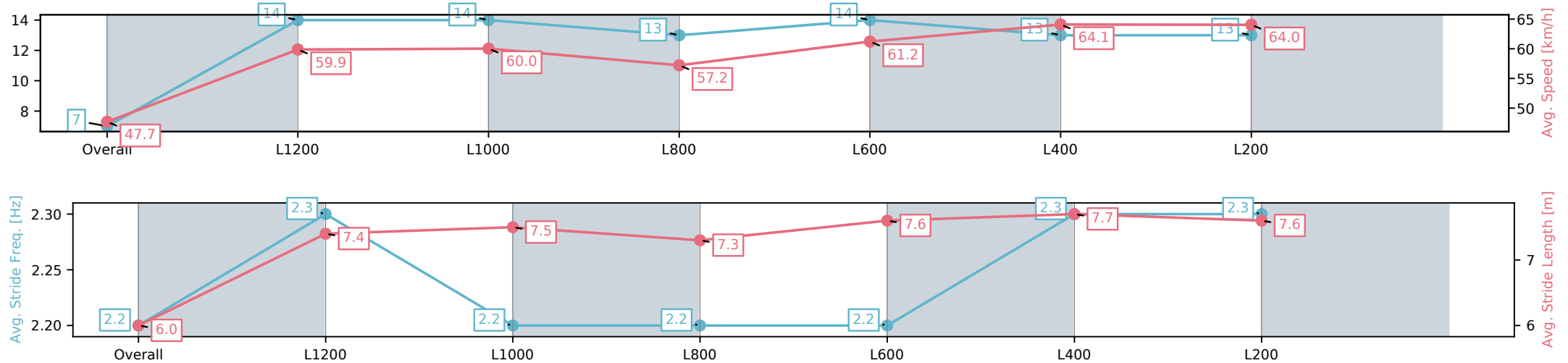
Race 8: Carlton Draught Murray Bridge Gold Cup – Book
Now Handicap - 1400m

12 July 2025 - 3:59PM

Track Rating: Good 4, Weather: Fine, Rail Position: +3m 1200m
Chute, True Remainder



Section	Overall	L1200	L1000	L800	L600	L400	L200
Section Times	1:26.48[7] (0:15.11)	1:11.37[14] (0:12.03)	0:59.34[14] (0:12.09)	0:47.25[13] (0:12.74)	0:34.51[14] (0:12.02)	0:22.49[13] (0:11.24)	0:11.25[13] (0:11.25)
Average Speed [km/h]	47.7	59.9	60.0	57.2	61.2	64.1	64.0
Top Speed [km/h]	60.7	61.0	60.4	60.1	63.7	65.1	64.9
Avg. Dist. to Rail [m]	7.4	1.8	1.3	2.6	5.1	10.0	15.4
Avg. Stride Freq. [Hz]	2.2	2.3	2.2	2.2	2.2	2.3	2.3
Avg. Stride Length [m]	6.0	7.4	7.5	7.3	7.6	7.7	7.6



[] Ranking at each section and finish
-:-:- No data available at this section
NA No data available

Horse/Jockey Name	FALANGHINA/Caitlin Jones
Finish Rank	8
Fastest Section Time (Section)	0:11.28 (L400)
Top Speed [km/h] (Section)	65.0 (L600)
Race State	Finished



Thomas Farms Rc Murray Bridge-
Professional-2025-07-12

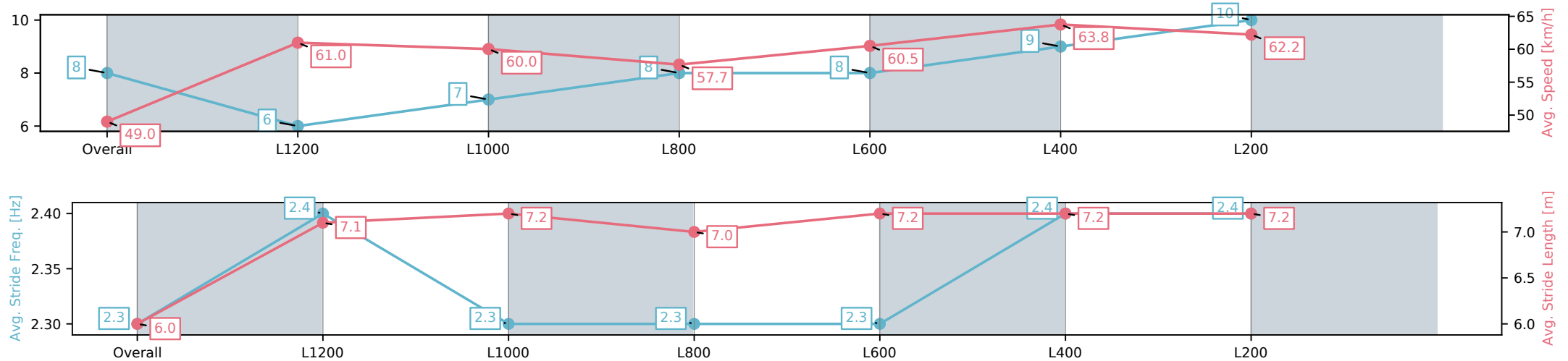
Race 8: Carlton Draught Murray Bridge Gold Cup – Book
Now Handicap - 1400m

12 July 2025 - 3:59PM

Track Rating: Good 4, Weather: Fine, Rail Position: +3m 1200m
Chute, True Remainder



Section	Overall	L1200	L1000	L800	L600	L400	L200
Section Times	1:26.54[8] (0:14.72)	1:11.82[6] (0:11.82)	1:00.00[7] (0:12.21)	0:47.79[8] (0:12.75)	0:35.04[8] (0:12.17)	0:22.87[9] (0:11.28)	0:11.58[10] (0:11.57)
Average Speed [km/h]	49.0	61.0	60.0	57.7	60.5	63.8	62.2
Top Speed [km/h]	62.5	62.7	61.1	59.0	63.9	65.0	64.3
Avg. Dist. to Rail [m]	10.9	3.0	3.3	4.5	5.1	7.5	10.0
Avg. Stride Freq. [Hz]	2.3	2.4	2.3	2.3	2.3	2.4	2.4
Avg. Stride Length [m]	6.0	7.1	7.2	7.0	7.2	7.2	7.2



[] Ranking at each section and finish
-:-:- No data available at this section
NA No data available

Horse/Jockey Name	BUBBLE OVER/Justin Potter
Finish Rank	9
Fastest Section Time (Section)	0:11.17 (L400)
Top Speed [km/h] (Section)	65.2 (L600)
Race State	Finished



Thomas Farms Rc Murray Bridge-
Professional-2025-07-12

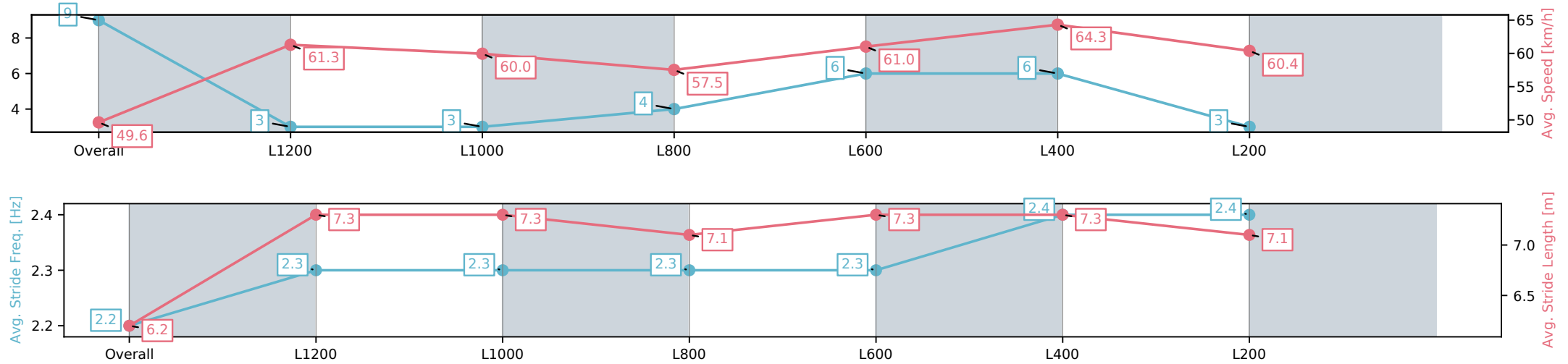
Race 8: Carlton Draught Murray Bridge Gold Cup – Book
Now Handicap - 1400m

12 July 2025 - 3:59PM

Track Rating: Good 4, Weather: Fine, Rail Position: +3m 1200m
Chute, True Remainder



Section	Overall	L1200	L1000	L800	L600	L400	L200
Section Times	1:26.62[9] (0:14.50)	1:12.12[3] (0:11.77)	1:00.35[3] (0:12.19)	0:48.16[4] (0:12.92)	0:35.24[6] (0:12.13)	0:23.11[6] (0:11.17)	0:11.94[3] (0:11.94)
Average Speed [km/h]	49.6	61.3	60.0	57.5	61.0	64.3	60.4
Top Speed [km/h]	62.2	62.3	61.4	59.5	64.0	65.2	62.8
Avg. Dist. to Rail [m]	5.6	1.5	2.7	6.3	6.2	7.9	9.2
Avg. Stride Freq. [Hz]	2.2	2.3	2.3	2.3	2.3	2.4	2.4
Avg. Stride Length [m]	6.2	7.3	7.3	7.1	7.3	7.3	7.1



[] Ranking at each section and finish
-:-:- No data available at this section
NA No data available

Horse/Jockey Name	MOOR MUMM/Ben Price
Finish Rank	10
Fastest Section Time (Section)	0:11.38 (L400)
Top Speed [km/h] (Section)	63.7 (L600)
Race State	Finished



Thomas Farms Rc Murray Bridge-
Professional-2025-07-12

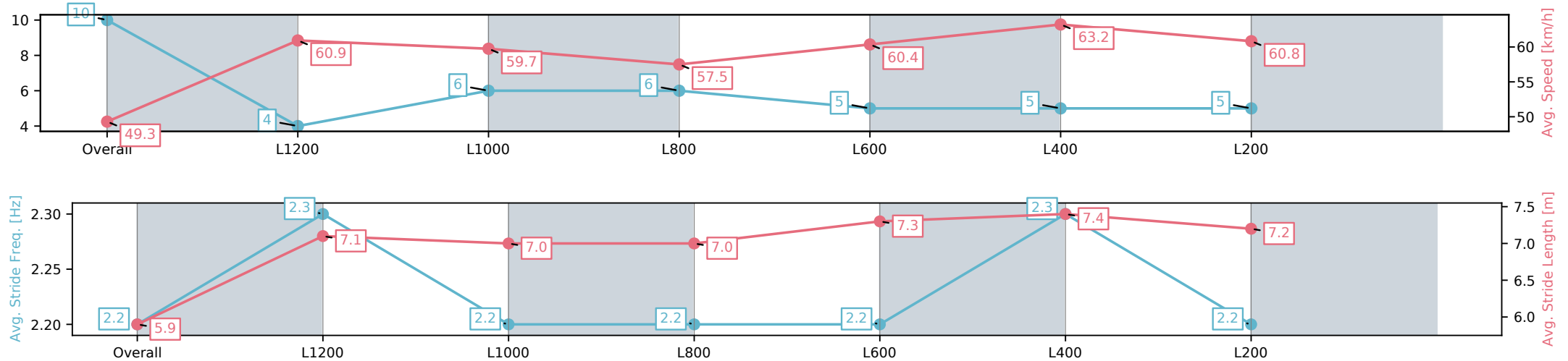
Race 8: Carlton Draught Murray Bridge Gold Cup – Book
Now Handicap - 1400m

12 July 2025 - 3:59PM

Track Rating: Good 4, Weather: Fine, Rail Position: +3m 1200m
Chute, True Remainder



Section	Overall	L1200	L1000	L800	L600	L400	L200
Section Times	1:26.65[10] (0:14.57)	1:12.07[4] (0:11.85)	1:00.22[6] (0:12.17)	0:48.05[6] (0:12.71)	0:35.34[5] (0:12.13)	0:23.21[5] (0:11.38)	0:11.83[5] (0:11.83)
Average Speed [km/h]	49.3	60.9	59.7	57.5	60.4	63.2	60.8
Top Speed [km/h]	61.4	61.5	60.4	58.6	62.8	63.7	63.1
Avg. Dist. to Rail [m]	2.9	1.9	2.1	2.8	3.8	6.0	7.0
Avg. Stride Freq. [Hz]	2.2	2.3	2.2	2.2	2.2	2.3	2.2
Avg. Stride Length [m]	5.9	7.1	7.0	7.0	7.3	7.4	7.2



[] Ranking at each section and finish
-:-:- No data available at this section
NA No data available

Horse/Jockey Name	ZARKANA/Alana Kelly
Finish Rank	11
Fastest Section Time (Section)	0:11.40 (L400)
Top Speed [km/h] (Section)	64.1 (L600)
Race State	Finished



Thomas Farms Rc Murray Bridge-
Professional-2025-07-12

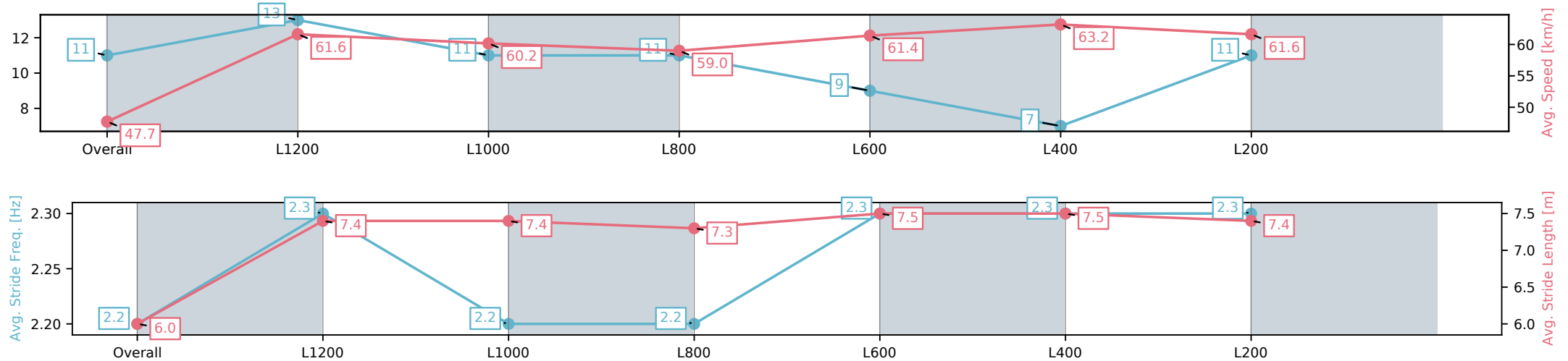
Race 8: Carlton Draught Murray Bridge Gold Cup – Book
Now Handicap - 1400m

12 July 2025 - 3:59PM

Track Rating: Good 4, Weather: Fine, Rail Position: +3m 1200m
Chute, True Remainder



Section	Overall	L1200	L1000	L800	L600	L400	L200
Section Times	1:26.67[11] (0:15.09)	1:11.58[13] (0:11.73)	0:59.85[11] (0:12.18)	0:47.67[11] (0:12.54)	0:35.13[9] (0:12.04)	0:23.09[7] (0:11.40)	0:11.69[11] (0:11.69)
Average Speed [km/h]	47.7	61.6	60.2	59.0	61.4	63.2	61.6
Top Speed [km/h]	61.9	63.7	61.1	59.8	63.6	64.1	63.3
Avg. Dist. to Rail [m]	9.9	4.3	3.4	5.5	6.2	9.3	12.1
Avg. Stride Freq. [Hz]	2.2	2.3	2.2	2.2	2.3	2.3	2.3
Avg. Stride Length [m]	6.0	7.4	7.4	7.3	7.5	7.5	7.4



[] Ranking at each section and finish
-:-:- No data available at this section
NA No data available

Horse/Jockey Name	SALSBURY HILL/Kate Walters
Finish Rank	12
Fastest Section Time (Section)	0:11.47 (L400)
Top Speed [km/h] (Section)	63.2 (L400)
Race State	Finished



Thomas Farms Rc Murray Bridge-
Professional-2025-07-12

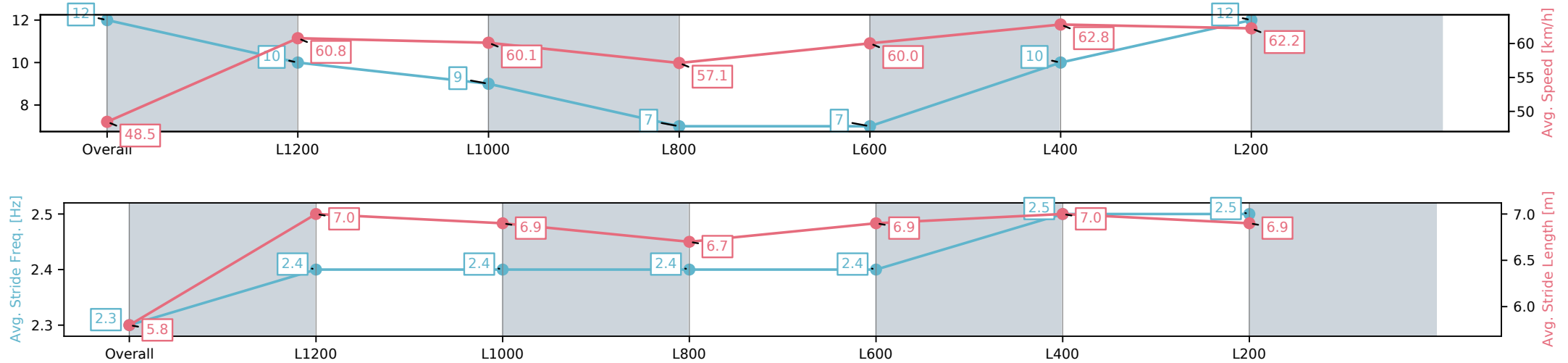
Race 8: Carlton Draught Murray Bridge Gold Cup – Book
Now Handicap - 1400m

12 July 2025 - 3:59PM

Track Rating: Good 4, Weather: Fine, Rail Position: +3m 1200m
Chute, True Remainder



Section	Overall	L1200	L1000	L800	L600	L400	L200
Section Times	1:26.70[12] (0:14.86)	1:11.84[10] (0:11.86)	0:59.98[9] (0:12.02)	0:47.96[7] (0:12.73)	0:35.23[7] (0:12.20)	0:23.03[10] (0:11.47)	0:11.56[12] (0:11.56)
Average Speed [km/h]	48.5	60.8	60.1	57.1	60.0	62.8	62.2
Top Speed [km/h]	60.9	61.5	61.4	58.9	62.2	63.0	63.2
Avg. Dist. to Rail [m]	3.4	0.5	0.8	2.4	3.7	5.8	9.6
Avg. Stride Freq. [Hz]	2.3	2.4	2.4	2.4	2.4	2.5	2.5
Avg. Stride Length [m]	5.8	7.0	6.9	6.7	6.9	7.0	6.9



[] Ranking at each section and finish
-:-:- No data available at this section
NA No data available

Horse/Jockey Name	STRATUM PRIDE/Taylor Johnstone
Finish Rank	13
Fastest Section Time (Section)	0:11.23 (L400)
Top Speed [km/h] (Section)	64.8 (L600)
Race State	Finished



Thomas Farms Rc Murray Bridge-
Professional-2025-07-12

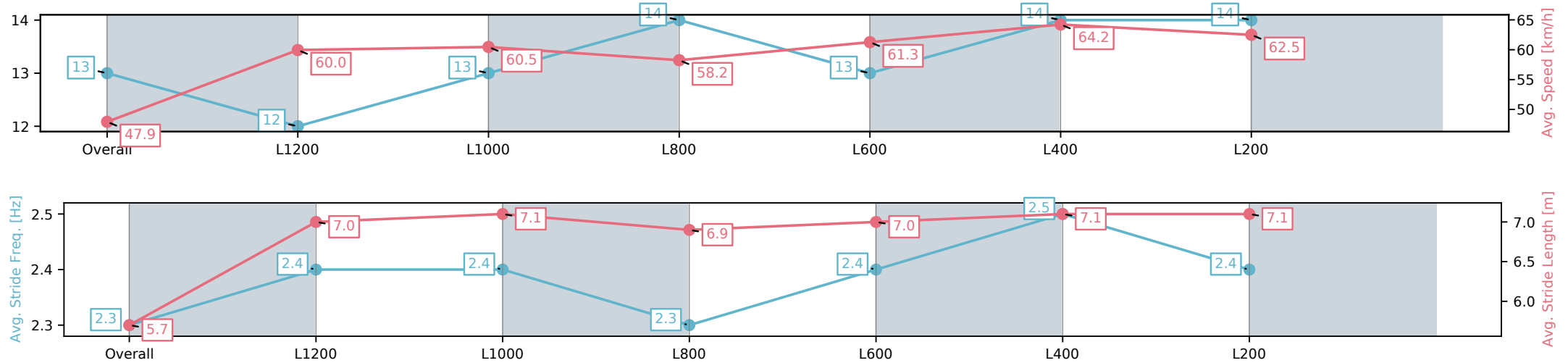
Race 8: Carlton Draught Murray Bridge Gold Cup – Book
Now Handicap - 1400m

12 July 2025 - 3:59PM

Track Rating: Good 4, Weather: Fine, Rail Position: +3m 1200m
Chute, True Remainder



Section	Overall	L1200	L1000	L800	L600	L400	L200
Section Times	1:26.79[13] (0:15.04)	1:11.75[12] (0:12.04)	0:59.71[13] (0:12.18)	0:47.53[14] (0:12.67)	0:34.86[13] (0:12.11)	0:22.75[14] (0:11.23)	0:11.52[14] (0:11.52)
Average Speed [km/h]	47.9	60.0	60.5	58.2	61.3	64.2	62.5
Top Speed [km/h]	61.4	61.5	61.2	60.1	63.1	64.8	64.3
Avg. Dist. to Rail [m]	9.5	4.3	4.1	5.1	7.2	12.5	15.7
Avg. Stride Freq. [Hz]	2.3	2.4	2.4	2.3	2.4	2.5	2.4
Avg. Stride Length [m]	5.7	7.0	7.1	6.9	7.0	7.1	7.1



[] Ranking at each section and finish
-:-:- No data available at this section
NA No data available

Horse/Jockey Name	FIGREEN/Rochelle Milnes
Finish Rank	14
Fastest Section Time (Section)	0:11.53 (L400)
Top Speed [km/h] (Section)	64.1 (Overall)
Race State	Finished



Thomas Farms Rc Murray Bridge-
Professional-2025-07-12

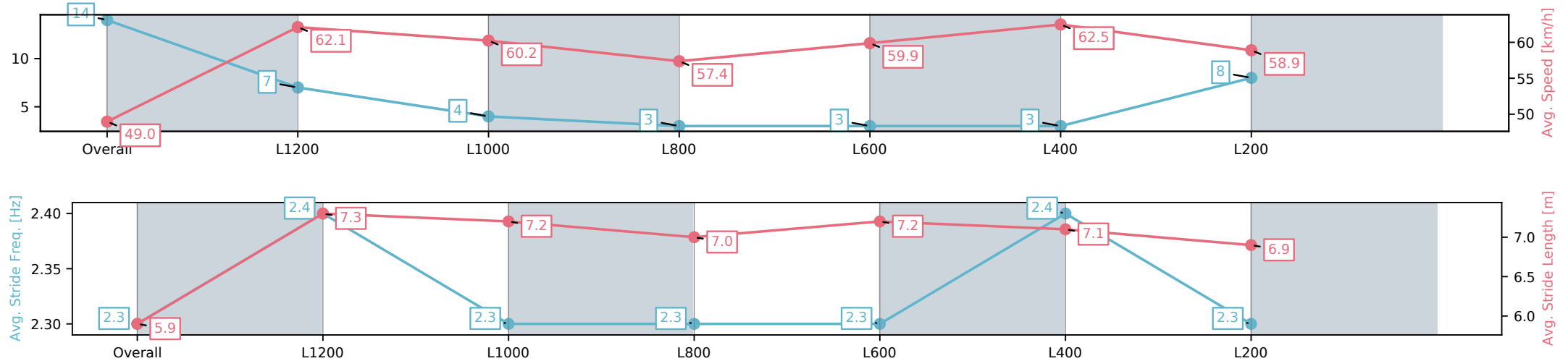
Race 8: Carlton Draught Murray Bridge Gold Cup – Book
Now Handicap - 1400m

12 July 2025 - 3:59PM

Track Rating: Good 4, Weather: Fine, Rail Position: +3m 1200m
Chute, True Remainder



Section	Overall	L1200	L1000	L800	L600	L400	L200
Section Times	1:27.10[14] (0:14.73)	1:12.37[7] (0:11.60)	1:00.77[4] (0:12.02)	0:48.75[3] (0:12.72)	0:36.03[3] (0:12.28)	0:23.75[3] (0:11.53)	0:12.22[8] (0:12.22)
Average Speed [km/h]	49.0	62.1	60.2	57.4	59.9	62.5	58.9
Top Speed [km/h]	64.1	63.2	61.8	58.3	62.1	63.7	61.2
Avg. Dist. to Rail [m]	3.1	1.0	1.2	2.9	4.7	6.8	8.1
Avg. Stride Freq. [Hz]	2.3	2.4	2.3	2.3	2.3	2.4	2.3
Avg. Stride Length [m]	5.9	7.3	7.2	7.0	7.2	7.1	6.9



[] Ranking at each section and finish
-:-:- No data available at this section
NA No data available