



Thomas Farms Rc Murray Bridge-Professional-2025-07-12

Race 7: Carlton Draught Handicap - 1100m

12 July 2025 - 3:23PM

Track Rating: Good 4, Weather: Fine, Rail Position: +3m 1200m Chute, True Remainder



Section

Field Times

Overall

1:04.89

(0:08.77)

L1000

0:56.12

(0:11.19)

L800

0:44.94

(0:11.06)

L600

0:33.88

(0:10.94)

L400

0:22.94

(0:11.14)

L200

0:11.80

(0:11.80)

Position	#	Horse/Jockey	Barrier	Top Speed [km/h]	Fastest Section	First 400m	Overall	L1000	L800	L600	L400	L200	Margin	Distance Travelled From Winner [m]
1	4	RICHE D'AMOUR	8	67.8	0:10.83	0:26.06	1:04.89	0:55.75 [9]	0:44.38 [11]	0:33.19 [11]	0:22.07 [10]	0:11.24 [6]	1:04.89	
		Todd Pannell		600-400	400-200		(0:09.14)	(0:11.37)	(0:11.19)	(0:11.12)	(0:10.83)	(0:11.24)		
2	11	SHARENDIPITY	12	67.6	0:11.00	0:25.66	1:05.12	0:56.23 [3]	0:45.00 [4]	0:33.78 [5]	0:22.59 [5]	0:11.59 [4]	1.57L	+2
		Jason Holder		800-600	400-200		(0:08.89)	(0:11.23)	(0:11.22)	(0:11.19)	(0:11.00)	(0:11.59)		
3	1	MORRIS MINOR	11	68.2	0:10.98	0:25.63	1:05.18	0:56.18 [6]	0:45.02 [5]	0:33.85 [4]	0:22.63 [6]	0:11.65 [5]	1.98L	-1
		Alana Livesey		800-600	400-200		(0:09.00)	(0:11.16)	(0:11.17)	(0:11.22)	(0:10.98)	(0:11.65)		
4	5	ICE SYMPHONY	1	67.1	0:11.03	0:25.80	1:05.19	0:56.00 [11]	0:44.96 [6]	0:33.81 [6]	0:22.78 [3]	0:11.74 [3]	2.08L	-4
		Teagan Voorham		600-400	600-400		(0:09.19)	(0:11.04)	(0:11.15)	(0:11.03)	(0:11.04)	(0:11.74)		
5	12	BLANC VISAGE	17	68.4	0:10.76	0:26.34	1:05.22	0:56.08 [10]	0:44.45 [13]	0:33.16 [14]	0:22.10 [14]	0:11.34 [12]	2.25L	+1
		Lachlan Neindorf		600-400	400-200		(0:09.14)	(0:11.63)	(0:11.28)	(0:11.06)	(0:10.76)	(0:11.34)		
6	6	MINE ALL MINE	6	66.3	0:11.04	0:25.62	1:05.26	0:56.48 [2]	0:45.29 [2]	0:34.25 [2]	0:23.16 [2]	0:11.88 [2]	2.55L	-6
		Taylor Johnstone		1000-800	800-600		(0:08.78)	(0:11.19)	(0:11.04)	(0:11.09)	(0:11.28)	(0:11.88)		
7	3	TALKIN' ITALIAN	2	67.1	0:10.87	0:26.05	1:05.37	0:55.83 [13]	0:44.80 [12]	0:33.60 [12]	0:22.49 [11]	0:11.62 [8]	3.35L	-4
		Justin Potter		600-400	400-200		(0:09.54)	(0:11.03)	(0:11.20)	(0:11.11)	(0:10.87)	(0:11.62)		
8	10	HIGH ON SUGAR	13	67.6	0:10.93	0:25.88	1:05.45	0:56.41 [8]	0:45.10 [8]	0:33.92 [8]	0:22.73 [9]	0:11.80 [7]	3.87L	+0
		Alana Kelly		800-600	400-200		(0:09.04)	(0:11.31)	(0:11.18)	(0:11.19)	(0:10.93)	(0:11.80)		
9	9	HOT OFF	5	67.0	0:10.94	0:25.46	1:05.48	0:56.72 [1]	0:45.53 [1]	0:34.47 [1]	0:23.53 [1]	0:12.40 [1]	4.09L	-6
		Jessica Tzaferis		800-600	600-400		(0:08.76)	(0:11.19)	(0:11.06)	(0:10.94)	(0:11.13)	(0:12.40)		
10	16	RICHE D	10	67.3	0:11.13	0:25.79	1:05.58	0:56.59 [5]	0:45.30 [7]	0:34.14 [7]	0:22.91 [7]	0:11.78 [9]	4.78L	-1
		Sairyn Fawke		800-600	400-200		(0:08.99)	(0:11.28)	(0:11.16)	(0:11.23)	(0:11.13)	(0:11.78)		

Scratched: Cool The Jets (#7), From The Block (#15), Boltonova (#17), Hypernova (#18)

Report Created: Sat 12 July 2025 16:15:22 GMT+10 (Note: Timing is based on positional data)

Page 1/16

[] Position in running at each section and finish
-:-:- No data available at this section
NA No data available
Background shading for fastest section

Saddle cloth number
DNF Did not finish
DNT Did not track

data processed by TRIPLESDATA



Thomas Farms Rc Murray Bridge-Professional-2025-07-12

Race 7: Carlton Draught Handicap - 1100m

12 July 2025 - 3:23PM

Track Rating: Good 4, Weather: Fine, Rail Position: +3m 1200m Chute, True Remainder



Section

Field Times

Overall
1:04.89
(0:08.77)

L1000
0:56.12
(0:11.19)

L800
0:44.94
(0:11.06)

L600
0:33.88
(0:10.94)

L400
0:22.94
(0:11.14)

L200
0:11.80
(0:11.80)

Position	#	Horse/Jockey	Barrier	Top Speed [km/h]	Fastest Section	First 400m	Overall	L1000	L800	L600	L400	L200	Margin	Distance Travelled From Winner [m]
11	13	INVERTATIONAL	9	67.2	0:11.12	0:26.00	1:05.85	0:56.52 [12]	0:45.37 [10]	0:34.25 [9]	0:23.13 [8]	0:12.01 [11]	6.61L	-2
		Ben Price		800-600	800-600		(0:09.33)	(0:11.15)	(0:11.12)	(0:11.12)	(0:11.12)	(0:12.01)		
12	2	OAK PARK REBEL	15	65.7	0:11.08	0:26.04	1:05.90	0:56.87 [7]	0:45.45 [9]	0:34.21 [10]	0:22.81 [13]	0:11.73 [14]	6.97L	+2
		Jacob Opperman		1000-800	400-200		(0:09.03)	(0:11.42)	(0:11.24)	(0:11.40)	(0:11.08)	(0:11.73)		
13	14	PRESS EXPRESS	7	67.6	0:11.10	0:25.70	1:06.12	0:57.14 [4]	0:46.01 [3]	0:34.91 [3]	0:23.67 [4]	0:12.30 [10]	8.48L	-1
		Rochelle Milnes		1000-800	800-600		(0:08.98)	(0:11.13)	(0:11.10)	(0:11.24)	(0:11.37)	(0:12.30)		
14	8	EL CAPONY	16	68.4	0:11.01	0:26.50	1:06.14	0:56.55 [14]	0:45.25 [14]	0:34.08 [13]	0:23.07 [12]	0:11.99 [13]	8.61L	-4
		Matthew Chadwick		800-600	600-400		(0:09.59)	(0:11.30)	(0:11.17)	(0:11.01)	(0:11.08)	(0:11.99)		

Scratched: Cool The Jets (#7), From The Block (#15), Boltonova (#17), Hypernova (#18)

Horse/Jockey Name	RICHE D'AMOUR/Todd Pannell
Finish Rank	1
Fastest Section Time (Section)	0:10.83 (L400)
Top Speed [km/h] (Section)	67.8 (L600)
Race State	Finished



Thomas Farms Rc Murray Bridge-
Professional-2025-07-12

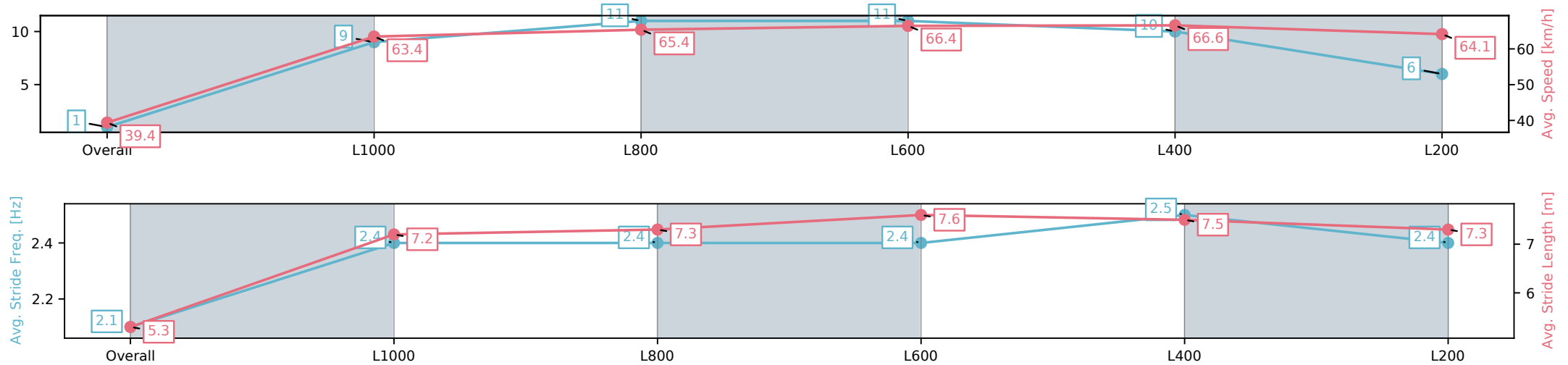
Race 7: Carlton Draught Handicap - 1100m

12 July 2025 - 3:23PM

Track Rating: Good 4, Weather: Fine, Rail Position: +3m 1200m
Chute, True Remainder



Section	Overall	L1000	L800	L600	L400	L200
Section Times	1:04.89[1] (0:09.14)	0:55.75[9] (0:11.37)	0:44.38[11] (0:11.19)	0:33.19[11] (0:11.12)	0:22.07[10] (0:10.83)	0:11.24[6] (0:11.24)
Average Speed [km/h]	39.4	63.4	65.4	66.4	66.6	64.1
Top Speed [km/h]	58.9	65.3	66.1	67.7	67.8	66.5
Avg. Dist. to Rail [m]	7.3	4.7	5.7	6.1	11.6	12.9
Avg. Stride Freq. [Hz]	2.1	2.4	2.4	2.4	2.5	2.4
Avg. Stride Length [m]	5.3	7.2	7.3	7.6	7.5	7.3



[] Ranking at each section and finish
-:-:- No data available at this section
NA No data available

Horse/Jockey Name	SHARENDIPITY/Jason Holder
Finish Rank	2
Fastest Section Time (Section)	0:11.00 (L400)
Top Speed [km/h] (Section)	67.6 (L800)
Race State	Finished



Thomas Farms Rc Murray Bridge-
Professional-2025-07-12

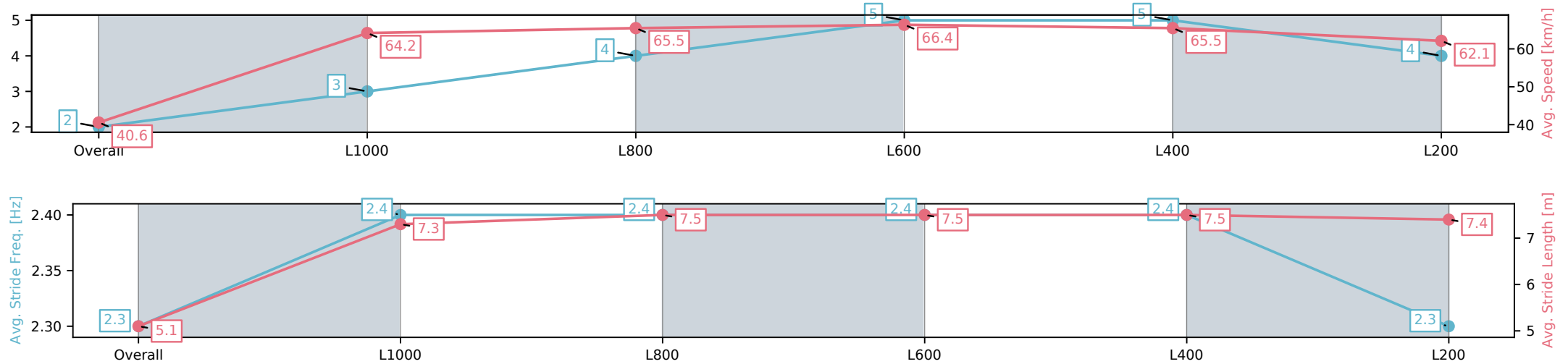
Race 7: Carlton Draught Handicap - 1100m

12 July 2025 - 3:23PM

Track Rating: Good 4, Weather: Fine, Rail Position: +3m 1200m
Chute, True Remainder



Section	Overall	L1000	L800	L600	L400	L200
Section Times	1:05.12[2] (0:08.89)	0:56.23[3] (0:11.23)	0:45.00[4] (0:11.22)	0:33.78[5] (0:11.19)	0:22.59[5] (0:11.00)	0:11.59[4] (0:11.59)
Average Speed [km/h]	40.6	64.2	65.5	66.4	65.5	62.1
Top Speed [km/h]	62.1	65.7	65.8	67.6	67.1	65.3
Avg. Dist. to Rail [m]	9.2	5.2	6.3	7.4	11.3	12.2
Avg. Stride Freq. [Hz]	2.3	2.4	2.4	2.4	2.4	2.3
Avg. Stride Length [m]	5.1	7.3	7.5	7.5	7.5	7.4



[] Ranking at each section and finish
-:-:- No data available at this section
NA No data available

Horse/Jockey Name	MORRIS MINOR/Alana Livesey
Finish Rank	3
Fastest Section Time (Section)	0:10.98 (L400)
Top Speed [km/h] (Section)	68.2 (L800)
Race State	Finished



Thomas Farms Rc Murray Bridge-
Professional-2025-07-12

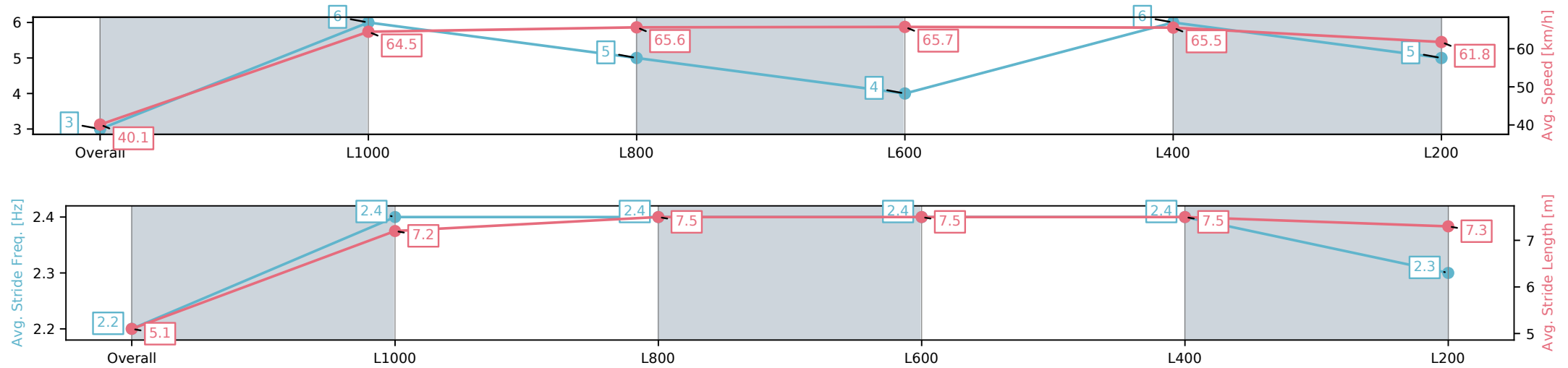
Race 7: Carlton Draught Handicap - 1100m

12 July 2025 - 3:23PM

Track Rating: Good 4, Weather: Fine, Rail Position: +3m 1200m
Chute, True Remainder



Section	Overall	L1000	L800	L600	L400	L200
Section Times	1:05.18[3] (0:09.00)	0:56.18[6] (0:11.16)	0:45.02[5] (0:11.17)	0:33.85[4] (0:11.22)	0:22.63[6] (0:10.98)	0:11.65[5] (0:11.65)
Average Speed [km/h]	40.1	64.5	65.6	65.7	65.5	61.8
Top Speed [km/h]	61.9	66.9	67.2	68.2	67.2	64.2
Avg. Dist. to Rail [m]	8.9	5.1	5.9	5.5	8.5	9.1
Avg. Stride Freq. [Hz]	2.2	2.4	2.4	2.4	2.4	2.3
Avg. Stride Length [m]	5.1	7.2	7.5	7.5	7.5	7.3



[] Ranking at each section and finish
-:-:- No data available at this section
NA No data available

Horse/Jockey Name	ICE SYMPHONY/Teagan Voorham
Finish Rank	4
Fastest Section Time (Section)	0:11.03 (L600)
Top Speed [km/h] (Section)	67.1 (L600)
Race State	Finished



Thomas Farms Rc Murray Bridge-
Professional-2025-07-12

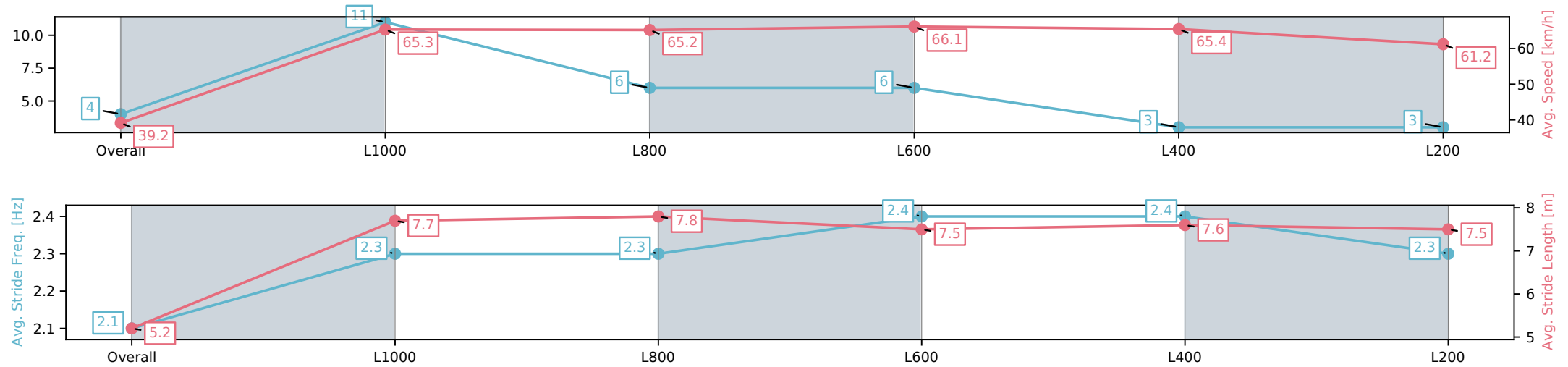
Race 7: Carlton Draught Handicap - 1100m

12 July 2025 - 3:23PM

Track Rating: Good 4, Weather: Fine, Rail Position: +3m 1200m
Chute, True Remainder



Section	Overall	L1000	L800	L600	L400	L200
Section Times	1:05.19[4] (0:09.19)	0:56.00[11] (0:11.04)	0:44.96[6] (0:11.15)	0:33.81[6] (0:11.03)	0:22.78[3] (0:11.04)	0:11.74[3] (0:11.74)
Average Speed [km/h]	39.2	65.3	65.2	66.1	65.4	61.2
Top Speed [km/h]	62.5	67.0	66.1	66.8	67.1	63.3
Avg. Dist. to Rail [m]	3.1	2.0	3.7	3.5	7.8	7.8
Avg. Stride Freq. [Hz]	2.1	2.3	2.3	2.4	2.4	2.3
Avg. Stride Length [m]	5.2	7.7	7.8	7.5	7.6	7.5



[] Ranking at each section and finish
-:-:- No data available at this section
NA No data available

Horse/Jockey Name	BLANC VISAGE/Lachlan Neindorf
Finish Rank	5
Fastest Section Time (Section)	0:10.76 (L400)
Top Speed [km/h] (Section)	68.4 (L600)
Race State	Finished



Thomas Farms Rc Murray Bridge-
Professional-2025-07-12

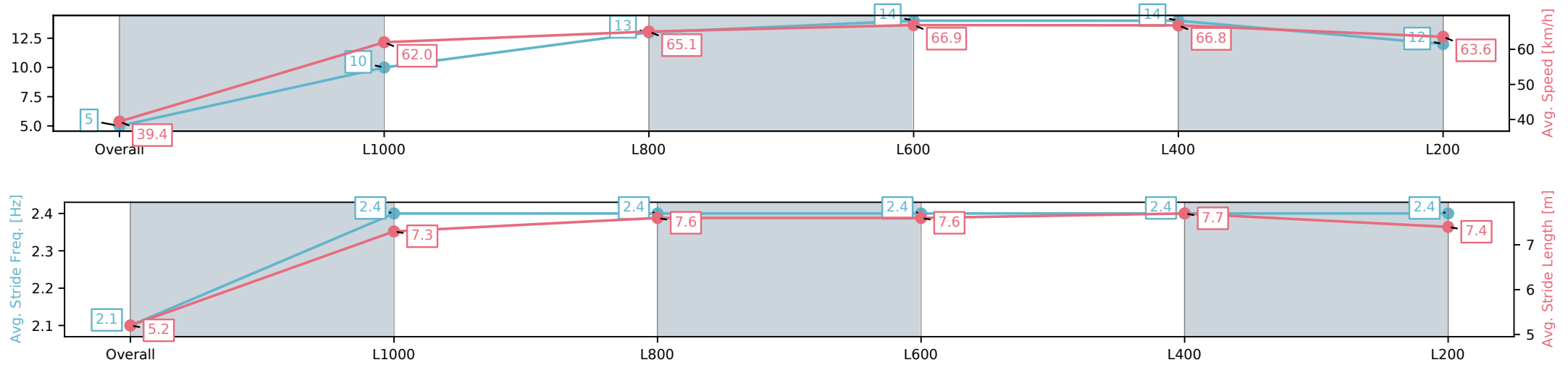
Race 7: Carlton Draught Handicap - 1100m

12 July 2025 - 3:23PM

Track Rating: Good 4, Weather: Fine, Rail Position: +3m 1200m
Chute, True Remainder



Section	Overall	L1000	L800	L600	L400	L200
Section Times	1:05.22[5] (0:09.14)	0:56.08[10] (0:11.63)	0:44.45[13] (0:11.28)	0:33.16[14] (0:11.06)	0:22.10[14] (0:10.76)	0:11.34[12] (0:11.34)
Average Speed [km/h]	39.4	62.0	65.1	66.9	66.8	63.6
Top Speed [km/h]	56.4	65.8	66.3	68.4	68.4	64.7
Avg. Dist. to Rail [m]	13.7	6.3	6.8	6.1	10.9	14.8
Avg. Stride Freq. [Hz]	2.1	2.4	2.4	2.4	2.4	2.4
Avg. Stride Length [m]	5.2	7.3	7.6	7.6	7.7	7.4



[] Ranking at each section and finish
-:-:- No data available at this section
NA No data available

Horse/Jockey Name	MINE ALL MINE/Taylor Johnstone
Finish Rank	6
Fastest Section Time (Section)	0:11.04 (L800)
Top Speed [km/h] (Section)	66.3 (L1000)
Race State	Finished



Thomas Farms Rc Murray Bridge-
Professional-2025-07-12

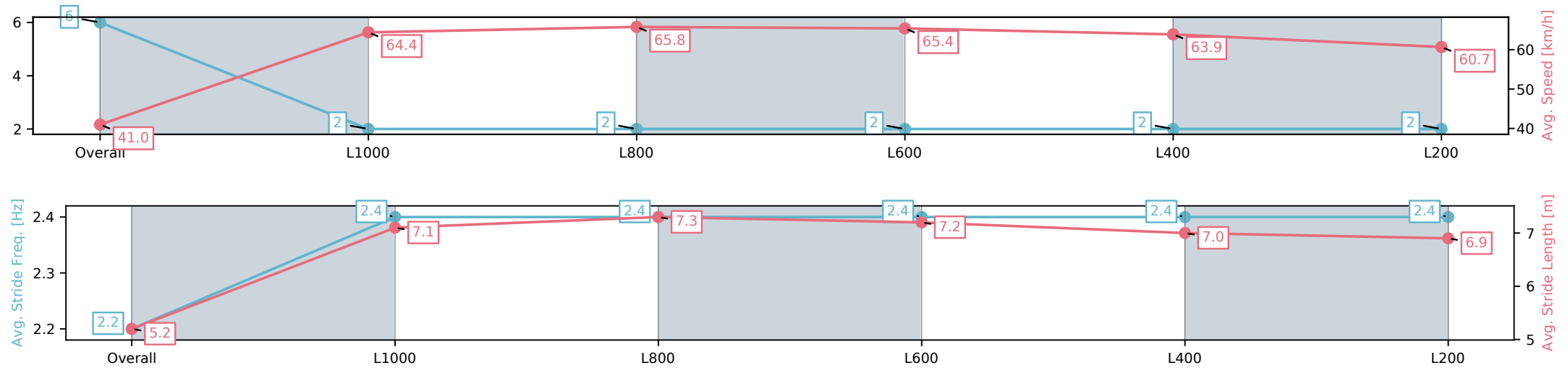
Race 7: Carlton Draught Handicap - 1100m

12 July 2025 - 3:23PM

Track Rating: Good 4, Weather: Fine, Rail Position: +3m 1200m
Chute, True Remainder



Section	Overall	L1000	L800	L600	L400	L200
Section Times	1:05.26[6] (0:08.78)	0:56.48[2] (0:11.19)	0:45.29[2] (0:11.04)	0:34.25[2] (0:11.09)	0:23.16[2] (0:11.28)	0:11.88[2] (0:11.88)
Average Speed [km/h]	41.0	64.4	65.8	65.4	63.9	60.7
Top Speed [km/h]	60.6	66.2	66.3	65.6	65.3	62.6
Avg. Dist. to Rail [m]	4.4	2.3	3.3	1.9	1.8	3.8
Avg. Stride Freq. [Hz]	2.2	2.4	2.4	2.4	2.4	2.4
Avg. Stride Length [m]	5.2	7.1	7.3	7.2	7.0	6.9



[] Ranking at each section and finish
-:-:- No data available at this section
NA No data available

Horse/Jockey Name	TALKIN' ITALIAN/Justin Potter
Finish Rank	7
Fastest Section Time (Section)	0:10.87 (L400)
Top Speed [km/h] (Section)	67.1 (L600)
Race State	Finished



Thomas Farms Rc Murray Bridge-
Professional-2025-07-12

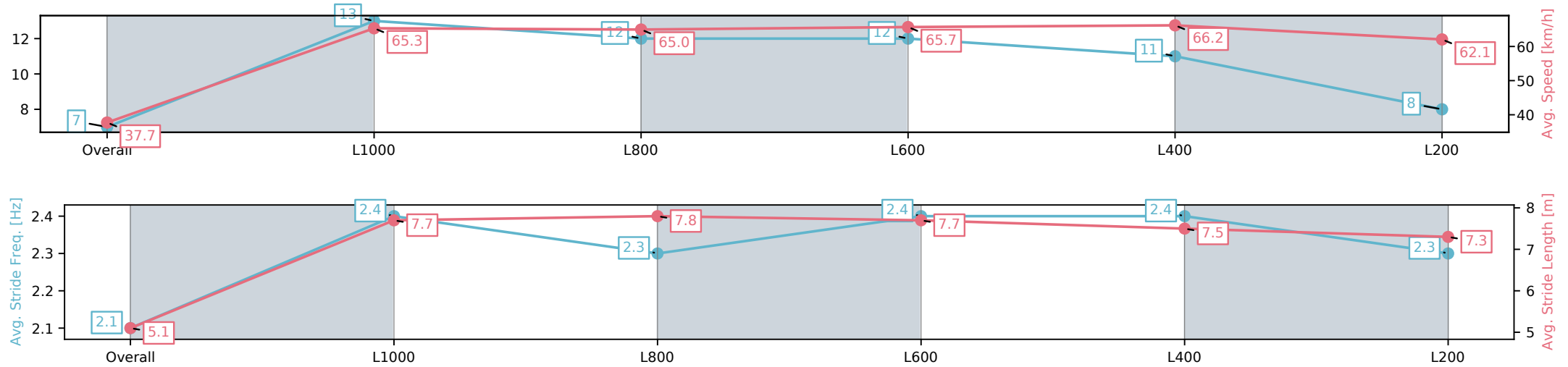
Race 7: Carlton Draught Handicap - 1100m

12 July 2025 - 3:23PM

Track Rating: Good 4, Weather: Fine, Rail Position: +3m 1200m
Chute, True Remainder



Section	Overall	L1000	L800	L600	L400	L200
Section Times	1:05.37[7] (0:09.54)	0:55.83[13] (0:11.03)	0:44.80[12] (0:11.20)	0:33.60[12] (0:11.11)	0:22.49[11] (0:10.87)	0:11.62[8] (0:11.62)
Average Speed [km/h]	37.7	65.3	65.0	65.7	66.2	62.1
Top Speed [km/h]	62.4	66.4	66.1	66.7	67.1	65.7
Avg. Dist. to Rail [m]	3.3	2.0	3.7	3.0	4.8	3.4
Avg. Stride Freq. [Hz]	2.1	2.4	2.3	2.4	2.4	2.3
Avg. Stride Length [m]	5.1	7.7	7.8	7.7	7.5	7.3



[] Ranking at each section and finish
-:-:- No data available at this section
NA No data available

Horse/Jockey Name	HIGH ON SUGAR/Alana Kelly
Finish Rank	8
Fastest Section Time (Section)	0:10.93 (L400)
Top Speed [km/h] (Section)	67.6 (L800)
Race State	Finished



Thomas Farms Rc Murray Bridge-
Professional-2025-07-12

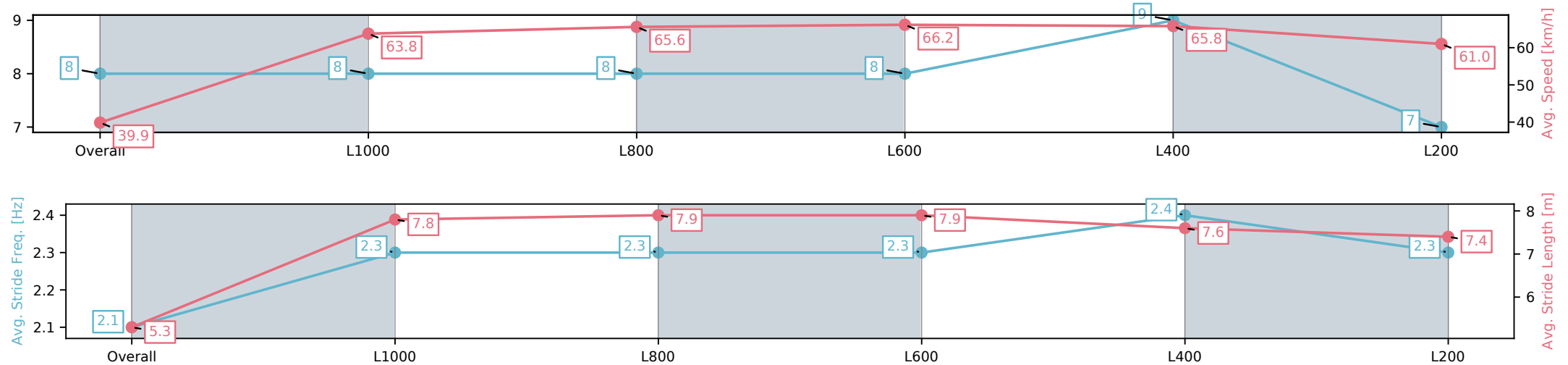
Race 7: Carlton Draught Handicap - 1100m

12 July 2025 - 3:23PM

Track Rating: Good 4, Weather: Fine, Rail Position: +3m 1200m
Chute, True Remainder



Section	Overall	L1000	L800	L600	L400	L200
Section Times	1:05.45[8] (0:09.04)	0:56.41[8] (0:11.31)	0:45.10[8] (0:11.18)	0:33.92[8] (0:11.19)	0:22.73[9] (0:10.93)	0:11.80[7] (0:11.80)
Average Speed [km/h]	39.9	63.8	65.6	66.2	65.8	61.0
Top Speed [km/h]	59.1	65.7	66.4	67.6	67.4	64.1
Avg. Dist. to Rail [m]	11.3	6.5	6.6	6.3	12.1	13.9
Avg. Stride Freq. [Hz]	2.1	2.3	2.3	2.3	2.4	2.3
Avg. Stride Length [m]	5.3	7.8	7.9	7.9	7.6	7.4



[] Ranking at each section and finish
-:-:- No data available at this section
NA No data available

Horse/Jockey Name	HOT OFF/Jessica Tzaferis
Finish Rank	9
Fastest Section Time (Section)	0:10.94 (L600)
Top Speed [km/h] (Section)	67.0 (L800)
Race State	Finished



Thomas Farms Rc Murray Bridge-
Professional-2025-07-12

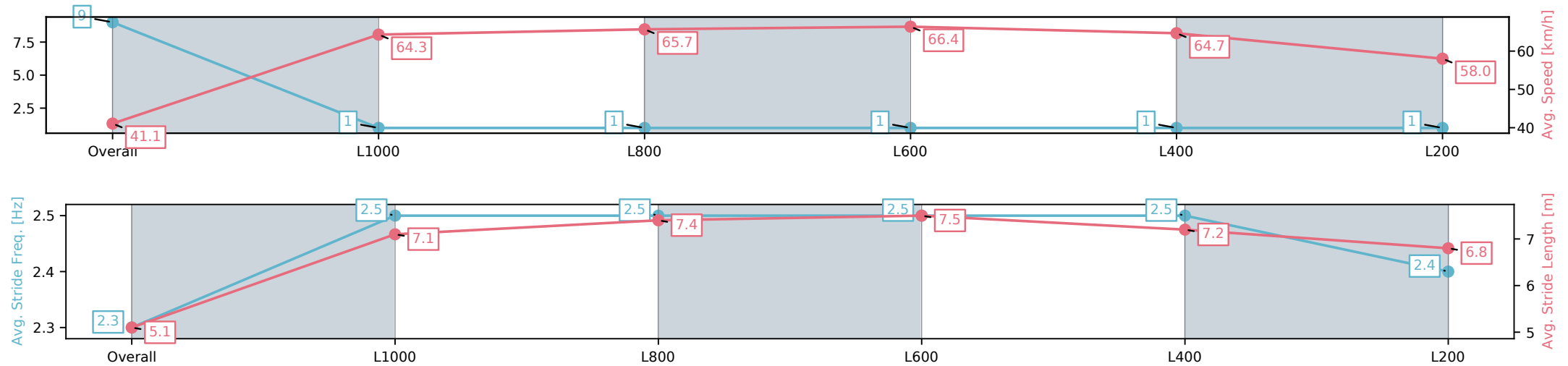
Race 7: Carlton Draught Handicap - 1100m

12 July 2025 - 3:23PM

Track Rating: Good 4, Weather: Fine, Rail Position: +3m 1200m
Chute, True Remainder



Section	Overall	L1000	L800	L600	L400	L200
Section Times	1:05.48[9] (0:08.76)	0:56.72[1] (0:11.19)	0:45.53[1] (0:11.06)	0:34.47[1] (0:10.94)	0:23.53[1] (0:11.13)	0:12.40[1] (0:12.40)
Average Speed [km/h]	41.1	64.3	65.7	66.4	64.7	58.0
Top Speed [km/h]	61.7	65.4	66.5	67.0	66.6	61.0
Avg. Dist. to Rail [m]	2.9	1.4	2.8	2.1	3.5	4.1
Avg. Stride Freq. [Hz]	2.3	2.5	2.5	2.5	2.5	2.4
Avg. Stride Length [m]	5.1	7.1	7.4	7.5	7.2	6.8



[] Ranking at each section and finish
-:-:- No data available at this section
NA No data available

Horse/Jockey Name	RICHEd/Sairyn Fawke
Finish Rank	10
Fastest Section Time (Section)	0:11.13 (L400)
Top Speed [km/h] (Section)	67.3 (L800)
Race State	Finished



Thomas Farms Rc Murray Bridge-
Professional-2025-07-12

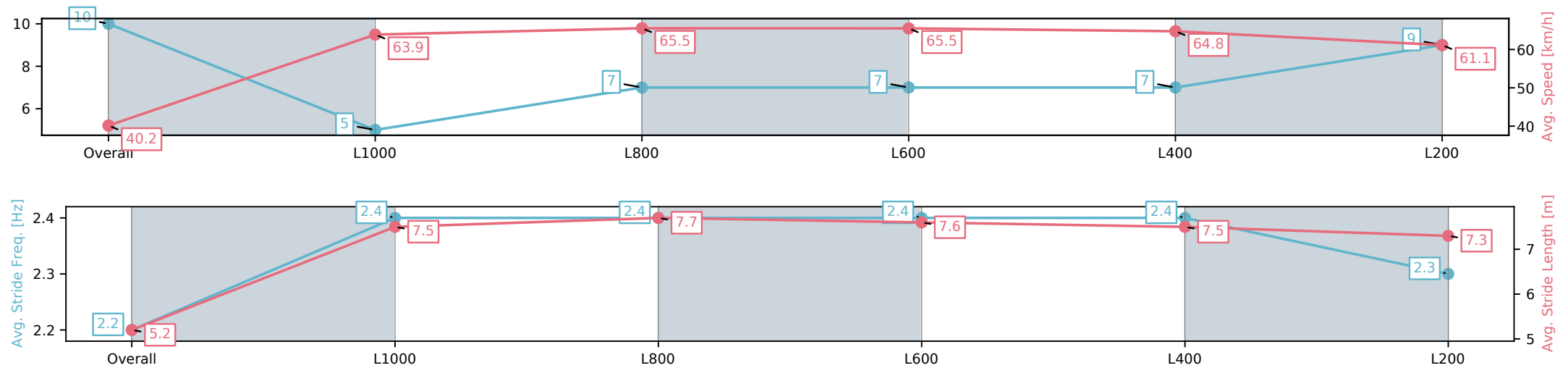
Race 7: Carlton Draught Handicap - 1100m

12 July 2025 - 3:23PM

Track Rating: Good 4, Weather: Fine, Rail Position: +3m 1200m
Chute, True Remainder



Section	Overall	L1000	L800	L600	L400	L200
Section Times	1:05.58[10] (0:08.99)	0:56.59[5] (0:11.28)	0:45.30[7] (0:11.16)	0:34.14[7] (0:11.23)	0:22.91[7] (0:11.13)	0:11.78[9] (0:11.78)
Average Speed [km/h]	40.2	63.9	65.5	65.5	64.8	61.1
Top Speed [km/h]	59.0	65.7	66.8	67.3	66.3	63.9
Avg. Dist. to Rail [m]	8.2	4.6	5.8	5.0	8.8	9.9
Avg. Stride Freq. [Hz]	2.2	2.4	2.4	2.4	2.4	2.3
Avg. Stride Length [m]	5.2	7.5	7.7	7.6	7.5	7.3



[] Ranking at each section and finish
-:-:- No data available at this section
NA No data available

Horse/Jockey Name	INVERTATIONAL/Ben Price
Finish Rank	11
Fastest Section Time (Section)	0:11.12 (L800)
Top Speed [km/h] (Section)	67.2 (L800)
Race State	Finished



Thomas Farms Rc Murray Bridge-
Professional-2025-07-12

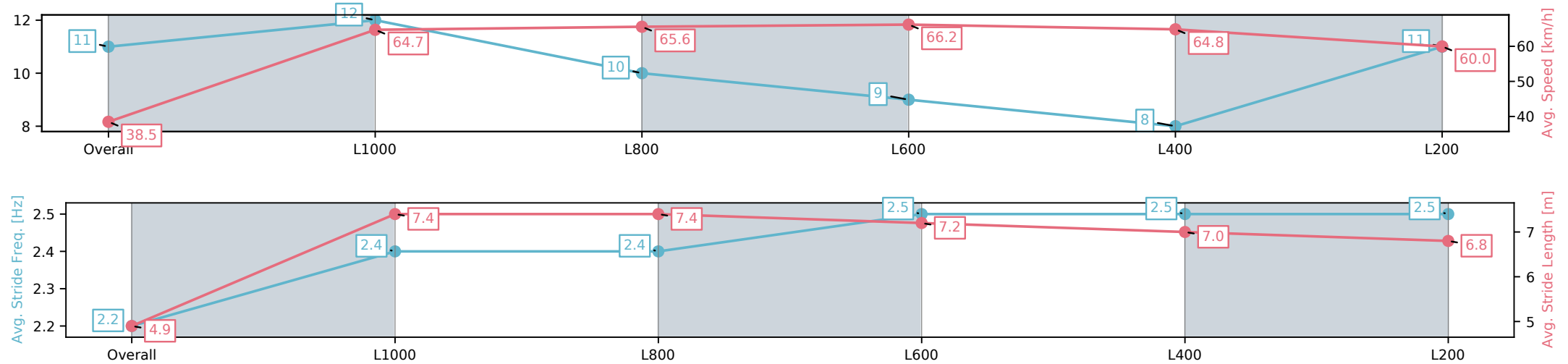
Race 7: Carlton Draught Handicap - 1100m

12 July 2025 - 3:23PM

Track Rating: Good 4, Weather: Fine, Rail Position: +3m 1200m
Chute, True Remainder



Section	Overall	L1000	L800	L600	L400	L200
Section Times	1:05.85[11] (0:09.33)	0:56.52[12] (0:11.15)	0:45.37[10] (0:11.12)	0:34.25[9] (0:11.12)	0:23.13[8] (0:11.12)	0:12.01[11] (0:12.01)
Average Speed [km/h]	38.5	64.7	65.6	66.2	64.8	60.0
Top Speed [km/h]	61.7	66.1	66.4	67.2	65.8	62.7
Avg. Dist. to Rail [m]	7.3	2.9	4.3	5.2	6.9	7.1
Avg. Stride Freq. [Hz]	2.2	2.4	2.4	2.5	2.5	2.5
Avg. Stride Length [m]	4.9	7.4	7.4	7.2	7.0	6.8



[] Ranking at each section and finish
-:-:- No data available at this section
NA No data available

Horse/Jockey Name	OAK PARK REBEL/Jacob Opperman
Finish Rank	12
Fastest Section Time (Section)	0:11.08 (L400)
Top Speed [km/h] (Section)	65.7 (L1000)
Race State	Finished



Thomas Farms Rc Murray Bridge-
Professional-2025-07-12

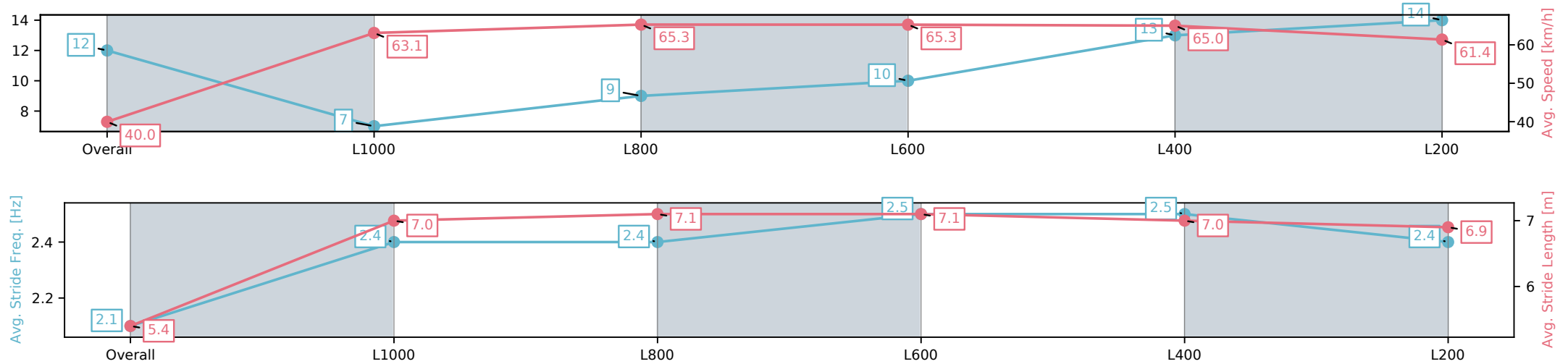
Race 7: Carlton Draught Handicap - 1100m

12 July 2025 - 3:23PM

Track Rating: Good 4, Weather: Fine, Rail Position: +3m 1200m
Chute, True Remainder



Section	Overall	L1000	L800	L600	L400	L200
Section Times	1:05.90[12] (0:09.03)	0:56.87[7] (0:11.42)	0:45.45[9] (0:11.24)	0:34.21[10] (0:11.40)	0:22.81[13] (0:11.08)	0:11.73[14] (0:11.73)
Average Speed [km/h]	40.0	63.1	65.3	65.3	65.0	61.4
Top Speed [km/h]	61.6	64.8	65.7	65.6	65.6	63.7
Avg. Dist. to Rail [m]	11.2	5.3	6.4	7.9	13.5	15.5
Avg. Stride Freq. [Hz]	2.1	2.4	2.4	2.5	2.5	2.4
Avg. Stride Length [m]	5.4	7.0	7.1	7.1	7.0	6.9



[] Ranking at each section and finish
-:-:- No data available at this section
NA No data available

Horse/Jockey Name	PRESS EXPRESS/Rochelle Milnes
Finish Rank	13
Fastest Section Time (Section)	0:11.10 (L800)
Top Speed [km/h] (Section)	67.6 (L1000)
Race State	Finished



Thomas Farms Rc Murray Bridge-
Professional-2025-07-12

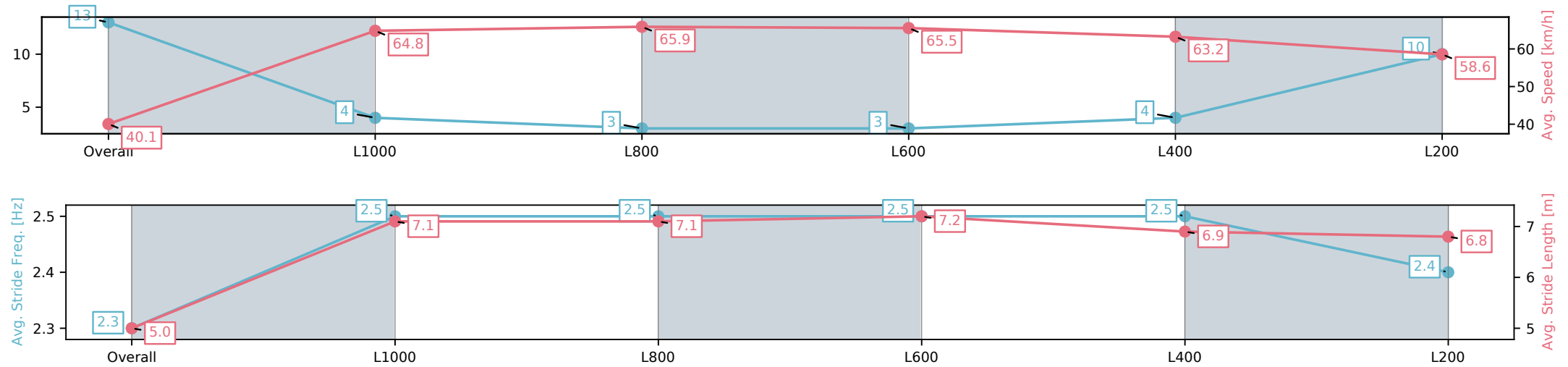
Race 7: Carlton Draught Handicap - 1100m

12 July 2025 - 3:23PM

Track Rating: Good 4, Weather: Fine, Rail Position: +3m 1200m
Chute, True Remainder



Section	Overall	L1000	L800	L600	L400	L200
Section Times	1:06.12[13] (0:08.98)	0:57.14[4] (0:11.13)	0:46.01[3] (0:11.10)	0:34.91[3] (0:11.24)	0:23.67[4] (0:11.37)	0:12.30[10] (0:12.30)
Average Speed [km/h]	40.1	64.8	65.9	65.5	63.2	58.6
Top Speed [km/h]	60.4	66.2	67.6	66.9	65.1	61.8
Avg. Dist. to Rail [m]	5.9	2.7	5.0	5.5	8.5	7.5
Avg. Stride Freq. [Hz]	2.3	2.5	2.5	2.5	2.5	2.4
Avg. Stride Length [m]	5.0	7.1	7.1	7.2	6.9	6.8



[] Ranking at each section and finish
-:-:- No data available at this section
NA No data available

Horse/Jockey Name	EL CAPONY/Matthew Chadwick
Finish Rank	14
Fastest Section Time (Section)	0:11.01 (L600)
Top Speed [km/h] (Section)	68.4 (L800)
Race State	Finished



Thomas Farms Rc Murray Bridge-
Professional-2025-07-12

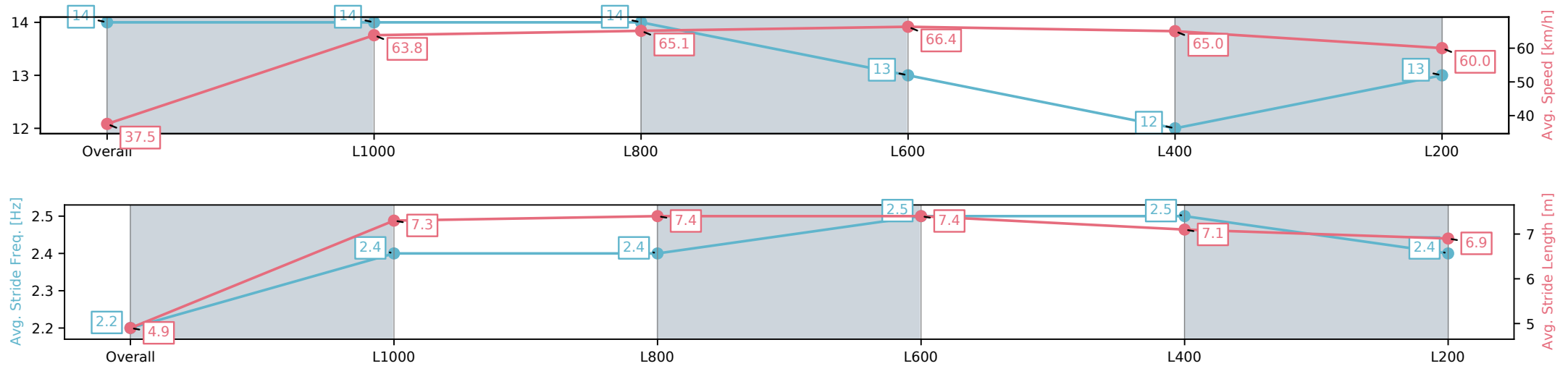
Race 7: Carlton Draught Handicap - 1100m

12 July 2025 - 3:23PM

Track Rating: Good 4, Weather: Fine, Rail Position: +3m 1200m
Chute, True Remainder



Section	Overall	L1000	L800	L600	L400	L200
Section Times	1:06.14[14] (0:09.59)	0:56.55[14] (0:11.30)	0:45.25[14] (0:11.17)	0:34.08[13] (0:11.01)	0:23.07[12] (0:11.08)	0:11.99[13] (0:11.99)
Average Speed [km/h]	37.5	63.8	65.1	66.4	65.0	60.0
Top Speed [km/h]	60.4	65.9	66.8	68.4	66.7	63.0
Avg. Dist. to Rail [m]	10.2	3.5	4.1	3.5	6.5	8.9
Avg. Stride Freq. [Hz]	2.2	2.4	2.4	2.5	2.5	2.4
Avg. Stride Length [m]	4.9	7.3	7.4	7.4	7.1	6.9



[] Ranking at each section and finish
-:-:- No data available at this section
NA No data available