



Thomas Farms Rc Murray Bridge-Professional-2025-07-12

Race 6: Thomas Farms Handicap - 1200m

12 July 2025 - 2:44PM

Track Rating: Good 4, Weather: Fine, Rail Position: +3m 1200m Chute, True Remainder



Section

Field Times

Overall

1:10.32

(0:13.48)

L1000

0:56.84

(0:10.71)

L800

0:46.13

(0:11.07)

L600

0:35.06

(0:11.62)

L400

0:23.44

(0:11.41)

L200

0:12.03

(0:12.03)

Position	#	Horse/Jockey	Barrier	Top Speed [km/h]	Fastest Section	First 400m	Overall	L1000	L800	L600	L400	L200	Margin	Distance Travelled From Winner [m]
1	11	FAST BUBBLES	13	67.9	0:10.81	0:25.60	1:10.32	0:55.75 [14]	0:44.72 [14]	0:33.91 [13]	0:22.87 [7]	0:11.68 [7]	1:10.32	
		Alana Kelly		1000-800	800-600		(0:14.56)	(0:11.03)	(0:10.81)	(0:11.04)	(0:11.19)	(0:11.68)		
2	10	THREE RINGS	9	68.2	0:10.74	0:25.19	1:10.32	0:55.87 [12]	0:45.13 [8]	0:34.26 [6]	0:22.91 [5]	0:11.77 [5]	0.03L	+0
		Alana Livesey		1200-1000	1000-800		(0:14.45)	(0:10.74)	(0:10.87)	(0:11.35)	(0:11.14)	(0:11.77)		
3	7	STAR SIRIUS	1	68.5	0:10.86	0:25.06	1:10.32	0:56.12 [7]	0:45.26 [6]	0:34.38 [4]	0:23.14 [4]	0:11.85 [4]	0.04L	+1
		Jake Toeroek		1000-800	1000-800		(0:14.20)	(0:10.86)	(0:10.88)	(0:11.24)	(0:11.28)	(0:11.85)		
4	12	NURYS	14	67.8	0:10.72	0:24.74	1:10.36	0:56.34 [3]	0:45.62 [2]	0:34.61 [3]	0:23.20 [3]	0:12.07 [1]	0.27L	+3
		Justin Potter		1200-1000	1000-800		(0:14.02)	(0:10.72)	(0:11.01)	(0:11.41)	(0:11.13)	(0:12.07)		
5	8	STARLITE VALLEY	5	67.1	0:10.94	0:25.12	1:10.49	0:56.31 [6]	0:45.37 [7]	0:34.29 [8]	0:22.98 [8]	0:11.87 [6]	1.04L	+3
		Taylor Johnstone		1000-800	1000-800		(0:14.18)	(0:10.94)	(0:11.08)	(0:11.31)	(0:11.11)	(0:11.87)		
6	14	ANOTHERHOUSE	4	67.6	0:10.73	0:24.74	1:10.57	0:56.56 [2]	0:45.83 [3]	0:34.86 [2]	0:23.50 [2]	0:12.19 [2]	1.55L	+1
		Caitlin Tootell		1200-1000	1000-800		(0:14.01)	(0:10.73)	(0:10.97)	(0:11.36)	(0:11.31)	(0:12.19)		
7	5	YASUKE	6	67.9	0:10.96	0:25.40	1:10.63	0:56.21 [11]	0:45.23 [12]	0:34.27 [10]	0:23.05 [9]	0:11.83 [9]	1.89L	+2
		Rochelle Milnes		1000-800	800-600		(0:14.42)	(0:10.98)	(0:10.96)	(0:11.22)	(0:11.22)	(0:11.83)		
8	13	RICH GINA	2	67.7	0:10.79	0:24.91	1:10.67	0:56.55 [5]	0:45.76 [4]	0:34.72 [5]	0:23.26 [6]	0:11.89 [8]	2.14L	+4
		Teagan Voorham		1000-800	1000-800		(0:14.12)	(0:10.79)	(0:11.04)	(0:11.46)	(0:11.37)	(0:11.89)		
9	1	LIM'S BIGHORN	3	67.7	0:10.71	0:24.19	1:10.87	0:57.39 [1]	0:46.68 [1]	0:35.61 [1]	0:23.99 [1]	0:12.43 [3]	3.35L	+2
		Emily Pozman		1200-1000	1000-800		(0:13.48)	(0:10.71)	(0:11.07)	(0:11.62)	(0:11.56)	(0:12.43)		
10	6	COOL MAGNUM	7	67.5	0:10.95	0:25.02	1:10.94	0:56.87 [4]	0:45.92 [5]	0:34.83 [7]	0:23.26 [10]	0:11.86 [10]	3.8L	+5
		Caitlin Jones		1000-800	1000-800		(0:14.07)	(0:10.95)	(0:11.09)	(0:11.56)	(0:11.40)	(0:11.86)		

Report Created: Sat 12 July 2025 15:40:34 GMT+10 (Note: Timing is based on positional data)

Page 1/16

[] Position in running at each section and finish
-:-:- No data available at this section
NA No data available
Saddle cloth number
DNF Did not finish
DNT Did not track
Background shading for fastest section

data processed by TRIPLESDATA



Thomas Farms Rc Murray Bridge-Professional-2025-07-12

Race 6: Thomas Farms Handicap - 1200m

12 July 2025 - 2:44PM

Track Rating: Good 4, Weather: Fine, Rail Position: +3m 1200m Chute, True Remainder



Section

Field Times

Overall
1:10.32
(0:13.48)

L1000
0:56.84
(0:10.71)

L800
0:46.13
(0:11.07)

L600
0:35.06
(0:11.62)

L400
0:23.44
(0:11.41)

L200
0:12.03
(0:12.03)

Position	#	Horse/Jockey	Barrier	Top Speed [km/h]	Fastest Section	First 400m	Overall	L1000	L800	L600	L400	L200	Margin	Distance Travelled From Winner [m]
11	3	EAMONN'S MEMORY	12	68.1	0:11.01	0:25.57	1:10.95	0:56.38 [13]	0:45.37 [13]	0:34.33 [14]	0:22.88 [14]	0:11.66 [12]	3.84L	+7
		Jacob Opperman		1000-800	1000-800		(0:14.56)	(0:11.01)	(0:11.04)	(0:11.45)	(0:11.22)	(0:11.66)		
12	4	MANHATTEN TIMES	8	67.0	0:10.98	0:25.27	1:11.22	0:56.93 [9]	0:45.95 [10]	0:34.86 [11]	0:23.36 [12]	0:12.11 [11]	5.5L	+4
		Jason Holder		1000-800	1000-800		(0:14.28)	(0:10.98)	(0:11.09)	(0:11.50)	(0:11.25)	(0:12.11)		
13	2	VOLTAGE POINT	11	67.3	0:10.93	0:25.21	1:11.46	0:57.18 [8]	0:46.25 [9]	0:35.18 [9]	0:23.59 [13]	0:12.09 [13]	6.96L	+7
		Matthew Chadwick		1000-800	1000-800		(0:14.28)	(0:10.93)	(0:11.07)	(0:11.59)	(0:11.50)	(0:12.09)		
14	9	DIVINE FIRE	10	68.0	0:10.97	0:25.31	1:12.20	0:57.86 [10]	0:46.89 [11]	0:35.82 [12]	0:24.34 [11]	0:12.74 [14]	11.42L	+7
		Todd Pannell		1000-800	1000-800		(0:14.34)	(0:10.97)	(0:11.07)	(0:11.48)	(0:11.60)	(0:12.74)		

Horse/Jockey Name	FAST BUBBLES/Alana Kelly
Finish Rank	1
Fastest Section Time (Section)	0:10.81 (L800)
Top Speed [km/h] (Section)	67.9 (L1000)
Race State	Finished



Thomas Farms Rc Murray Bridge-
Professional-2025-07-12

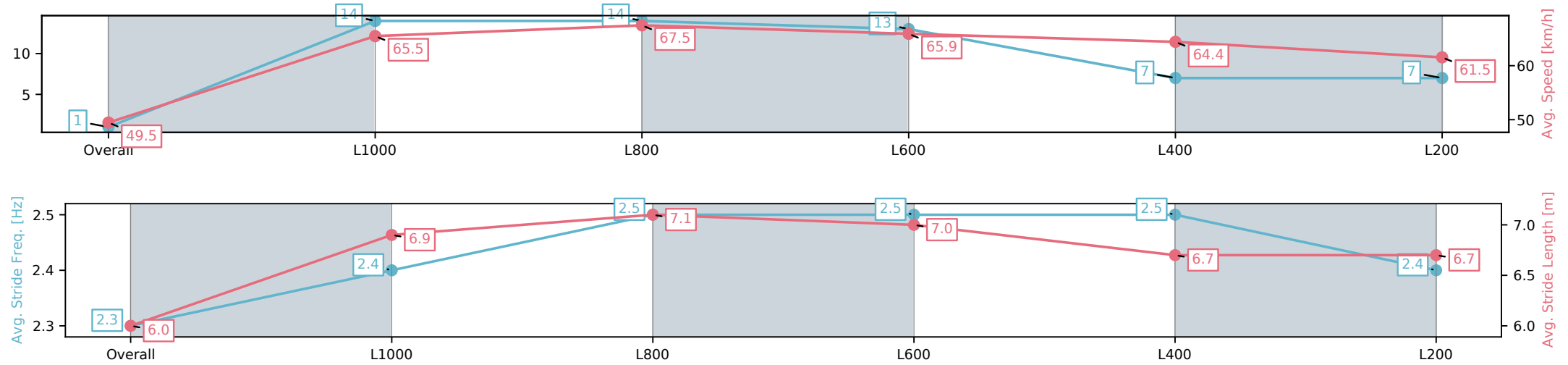
Race 6: Thomas Farms Handicap - 1200m

12 July 2025 - 2:44PM

Track Rating: Good 4, Weather: Fine, Rail Position: +3m 1200m
Chute, True Remainder



Section	Overall	L1000	L800	L600	L400	L200
Section Times	1:10.32[1] (0:14.56)	0:55.75[14] (0:11.03)	0:44.72[14] (0:10.81)	0:33.91[13] (0:11.04)	0:22.87[7] (0:11.19)	0:11.68[7] (0:11.68)
Average Speed [km/h]	49.5	65.5	67.5	65.9	64.4	61.5
Top Speed [km/h]	64.8	66.7	67.9	66.2	65.5	63.0
Avg. Dist. to Rail [m]	6.9	5.2	5.4	2.4	2.9	4.3
Avg. Stride Freq. [Hz]	2.3	2.4	2.5	2.5	2.5	2.4
Avg. Stride Length [m]	6.0	6.9	7.1	7.0	6.7	6.7



[] Ranking at each section and finish
-:-:- No data available at this section
NA No data available

Horse/Jockey Name	THREE RINGS/Alana Livesey
Finish Rank	2
Fastest Section Time (Section)	0:10.74 (L1000)
Top Speed [km/h] (Section)	68.2 (Overall)
Race State	Finished



Thomas Farms Rc Murray Bridge-
Professional-2025-07-12

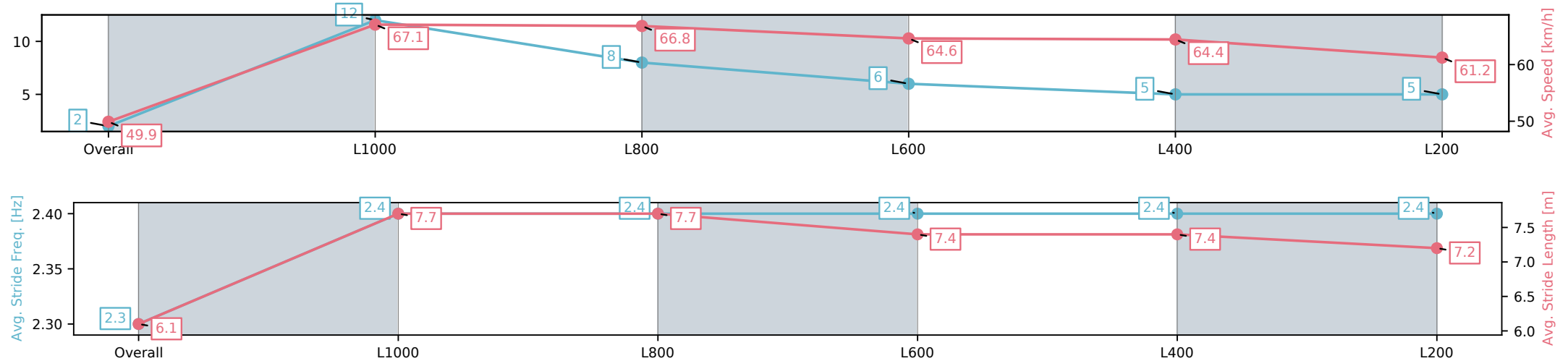
Race 6: Thomas Farms Handicap - 1200m

12 July 2025 - 2:44PM

Track Rating: Good 4, Weather: Fine, Rail Position: +3m 1200m
Chute, True Remainder



Section	Overall	L1000	L800	L600	L400	L200
Section Times	1:10.32[2] (0:14.45)	0:55.87[12] (0:10.74)	0:45.13[8] (0:10.87)	0:34.26[6] (0:11.35)	0:22.91[5] (0:11.14)	0:11.77[5] (0:11.77)
Average Speed [km/h]	49.9	67.1	66.8	64.6	64.4	61.2
Top Speed [km/h]	65.9	68.2	67.5	66.6	67.0	63.2
Avg. Dist. to Rail [m]	3.1	1.7	3.3	4.3	7.6	9.1
Avg. Stride Freq. [Hz]	2.3	2.4	2.4	2.4	2.4	2.4
Avg. Stride Length [m]	6.1	7.7	7.7	7.4	7.4	7.2



[] Ranking at each section and finish
-:-:- No data available at this section
NA No data available

Horse/Jockey Name	STAR SIRIUS/Jake Toeroek
Finish Rank	3
Fastest Section Time (Section)	0:10.86 (L1000)
Top Speed [km/h] (Section)	68.5 (L1000)
Race State	Finished



Thomas Farms Rc Murray Bridge-
Professional-2025-07-12

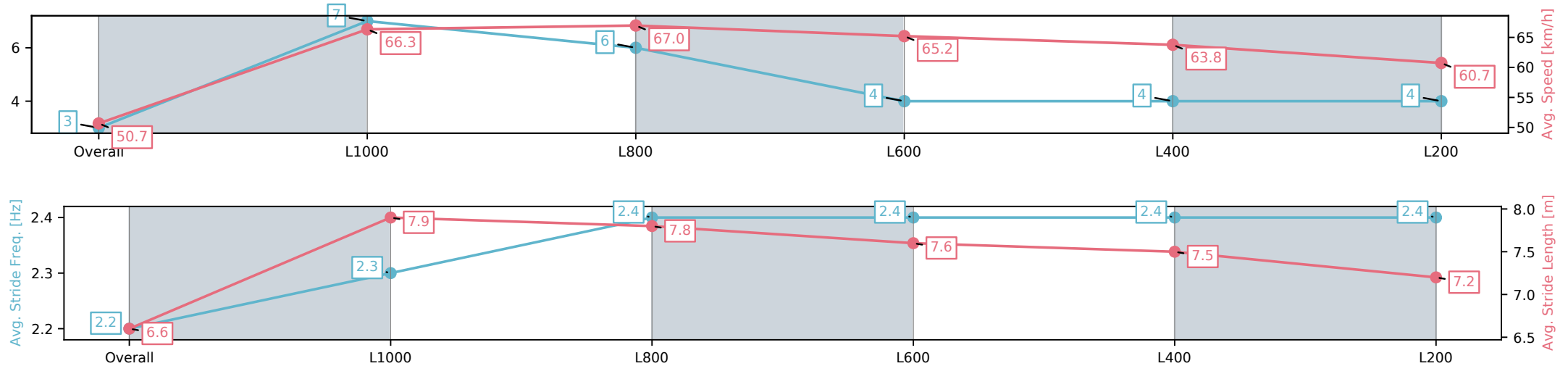
Race 6: Thomas Farms Handicap - 1200m

12 July 2025 - 2:44PM

Track Rating: Good 4, Weather: Fine, Rail Position: +3m 1200m
Chute, True Remainder



Section	Overall	L1000	L800	L600	L400	L200
Section Times	1:10.32[3] (0:14.20)	0:56.12[7] (0:10.86)	0:45.26[6] (0:10.88)	0:34.38[4] (0:11.24)	0:23.14[4] (0:11.28)	0:11.85[4] (0:11.85)
Average Speed [km/h]	50.7	66.3	67.0	65.2	63.8	60.7
Top Speed [km/h]	65.1	68.2	68.5	66.1	65.3	62.0
Avg. Dist. to Rail [m]	1.3	1.7	4.0	4.2	6.5	7.2
Avg. Stride Freq. [Hz]	2.2	2.3	2.4	2.4	2.4	2.4
Avg. Stride Length [m]	6.6	7.9	7.8	7.6	7.5	7.2



[] Ranking at each section and finish
-:-:- No data available at this section
NA No data available

Horse/Jockey Name	NURYS/Justin Potter
Finish Rank	4
Fastest Section Time (Section)	0:10.72 (L1000)
Top Speed [km/h] (Section)	67.8 (Overall)
Race State	Finished



Thomas Farms Rc Murray Bridge-
Professional-2025-07-12

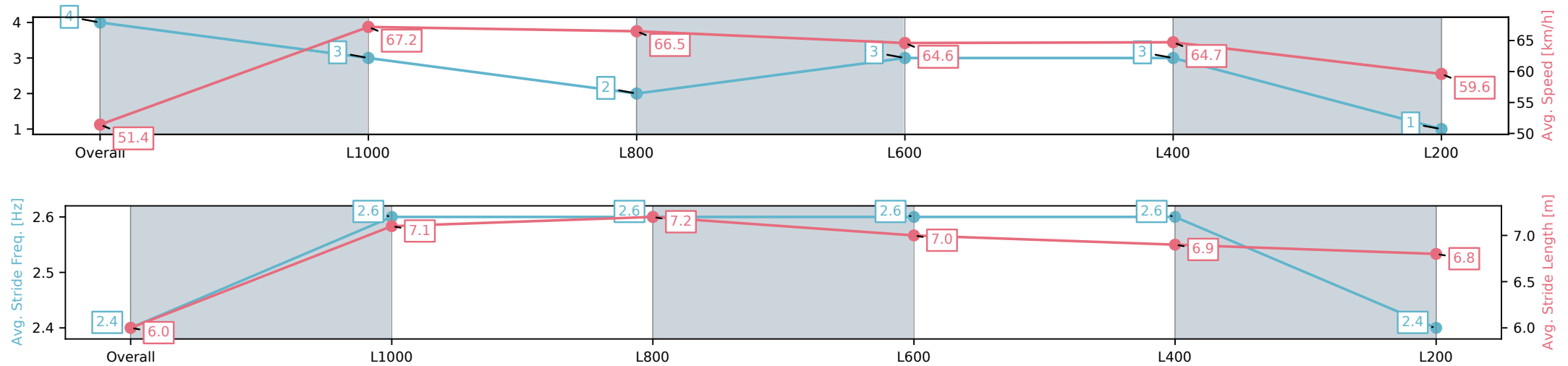
Race 6: Thomas Farms Handicap - 1200m

12 July 2025 - 2:44PM

Track Rating: Good 4, Weather: Fine, Rail Position: +3m 1200m
Chute, True Remainder



Section	Overall	L1000	L800	L600	L400	L200
Section Times	1:10.36[4] (0:14.02)	0:56.34[3] (0:10.72)	0:45.62[2] (0:11.01)	0:34.61[3] (0:11.41)	0:23.20[3] (0:11.13)	0:12.07[1] (0:12.07)
Average Speed [km/h]	51.4	67.2	66.5	64.6	64.7	59.6
Top Speed [km/h]	66.0	67.8	67.4	65.8	66.1	62.4
Avg. Dist. to Rail [m]	8.9	4.4	5.8	5.5	9.1	10.1
Avg. Stride Freq. [Hz]	2.4	2.6	2.6	2.6	2.6	2.4
Avg. Stride Length [m]	6.0	7.1	7.2	7.0	6.9	6.8



[] Ranking at each section and finish
-:-:- No data available at this section
NA No data available

Horse/Jockey Name	STARLITE VALLEY/Taylor Johnstone
Finish Rank	5
Fastest Section Time (Section)	0:10.94 (L1000)
Top Speed [km/h] (Section)	67.1 (L1000)
Race State	Finished



Thomas Farms Rc Murray Bridge-
Professional-2025-07-12

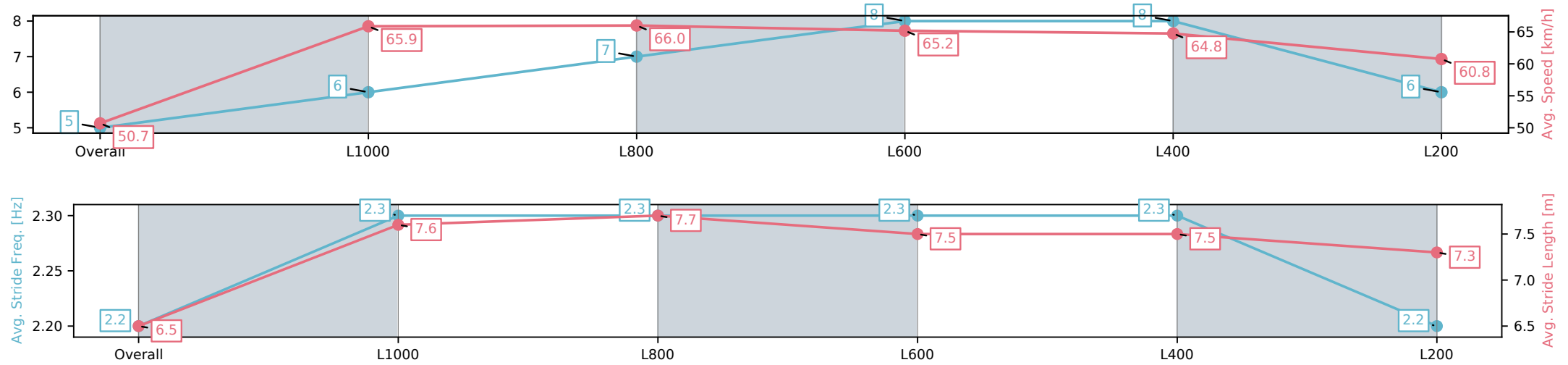
Race 6: Thomas Farms Handicap - 1200m

12 July 2025 - 2:44PM

Track Rating: Good 4, Weather: Fine, Rail Position: +3m 1200m
Chute, True Remainder



Section	Overall	L1000	L800	L600	L400	L200
Section Times	1:10.49[5] (0:14.18)	0:56.31[6] (0:10.94)	0:45.37[7] (0:11.08)	0:34.29[8] (0:11.31)	0:22.98[8] (0:11.11)	0:11.87[6] (0:11.87)
Average Speed [km/h]	50.7	65.9	66.0	65.2	64.8	60.8
Top Speed [km/h]	64.6	66.6	67.1	65.9	66.7	62.2
Avg. Dist. to Rail [m]	2.5	3.2	5.4	5.5	10.3	13.0
Avg. Stride Freq. [Hz]	2.2	2.3	2.3	2.3	2.3	2.2
Avg. Stride Length [m]	6.5	7.6	7.7	7.5	7.5	7.3



[] Ranking at each section and finish
-:-:- No data available at this section
NA No data available

Horse/Jockey Name	ANOTHERHOUSE/Caitlin Tootell
Finish Rank	6
Fastest Section Time (Section)	0:10.73 (L1000)
Top Speed [km/h] (Section)	67.6 (Overall)
Race State	Finished



Thomas Farms Rc Murray Bridge-
Professional-2025-07-12

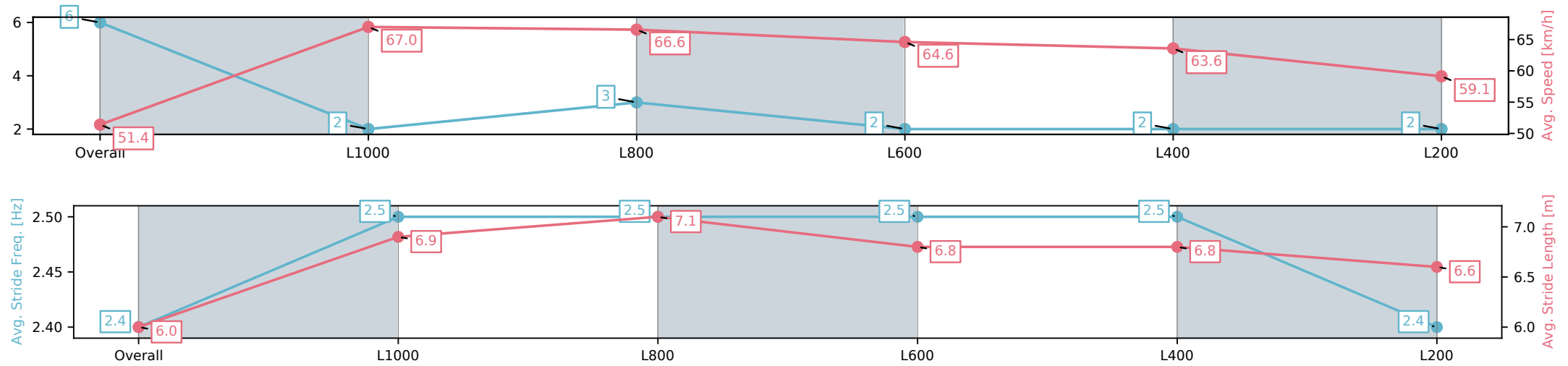
Race 6: Thomas Farms Handicap - 1200m

12 July 2025 - 2:44PM

Track Rating: Good 4, Weather: Fine, Rail Position: +3m 1200m
Chute, True Remainder



Section	Overall	L1000	L800	L600	L400	L200
Section Times	1:10.57[6] (0:14.01)	0:56.56[2] (0:10.73)	0:45.83[3] (0:10.97)	0:34.86[2] (0:11.36)	0:23.50[2] (0:11.31)	0:12.19[2] (0:12.19)
Average Speed [km/h]	51.4	67.0	66.6	64.6	63.6	59.1
Top Speed [km/h]	64.8	67.6	67.5	65.1	65.0	61.4
Avg. Dist. to Rail [m]	1.9	3.2	4.9	4.6	8.1	8.9
Avg. Stride Freq. [Hz]	2.4	2.5	2.5	2.5	2.5	2.4
Avg. Stride Length [m]	6.0	6.9	7.1	6.8	6.8	6.6



[] Ranking at each section and finish
-:-:- No data available at this section
NA No data available

Horse/Jockey Name	YASUKE/Rochelle Milnes
Finish Rank	7
Fastest Section Time (Section)	0:10.96 (L800)
Top Speed [km/h] (Section)	67.9 (L1000)
Race State	Finished



Thomas Farms Rc Murray Bridge-
Professional-2025-07-12

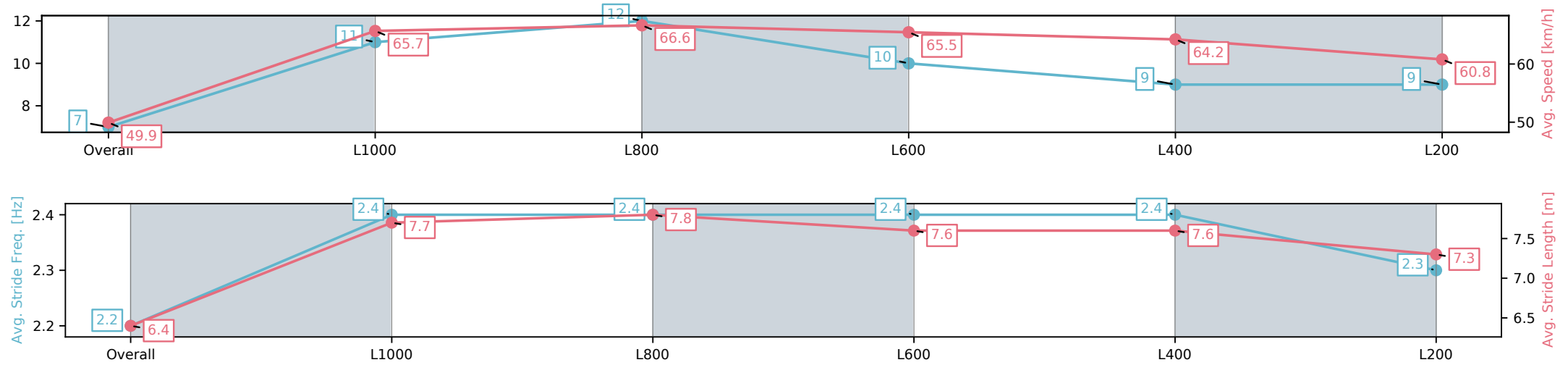
Race 6: Thomas Farms Handicap - 1200m

12 July 2025 - 2:44PM

Track Rating: Good 4, Weather: Fine, Rail Position: +3m 1200m
Chute, True Remainder



Section	Overall	L1000	L800	L600	L400	L200
Section Times	1:10.63[7] (0:14.42)	0:56.21[11] (0:10.98)	0:45.23[12] (0:10.96)	0:34.27[10] (0:11.22)	0:23.05[9] (0:11.22)	0:11.83[9] (0:11.83)
Average Speed [km/h]	49.9	65.7	66.6	65.5	64.2	60.8
Top Speed [km/h]	64.6	66.7	67.9	66.1	65.2	62.7
Avg. Dist. to Rail [m]	3.3	3.9	5.5	4.9	9.1	11.8
Avg. Stride Freq. [Hz]	2.2	2.4	2.4	2.4	2.4	2.3
Avg. Stride Length [m]	6.4	7.7	7.8	7.6	7.6	7.3



[] Ranking at each section and finish
-:-:- No data available at this section
NA No data available

Horse/Jockey Name	RICH GINA/Teagan Voorham
Finish Rank	8
Fastest Section Time (Section)	0:10.79 (L1000)
Top Speed [km/h] (Section)	67.7 (L1000)
Race State	Finished



Thomas Farms Rc Murray Bridge-
Professional-2025-07-12

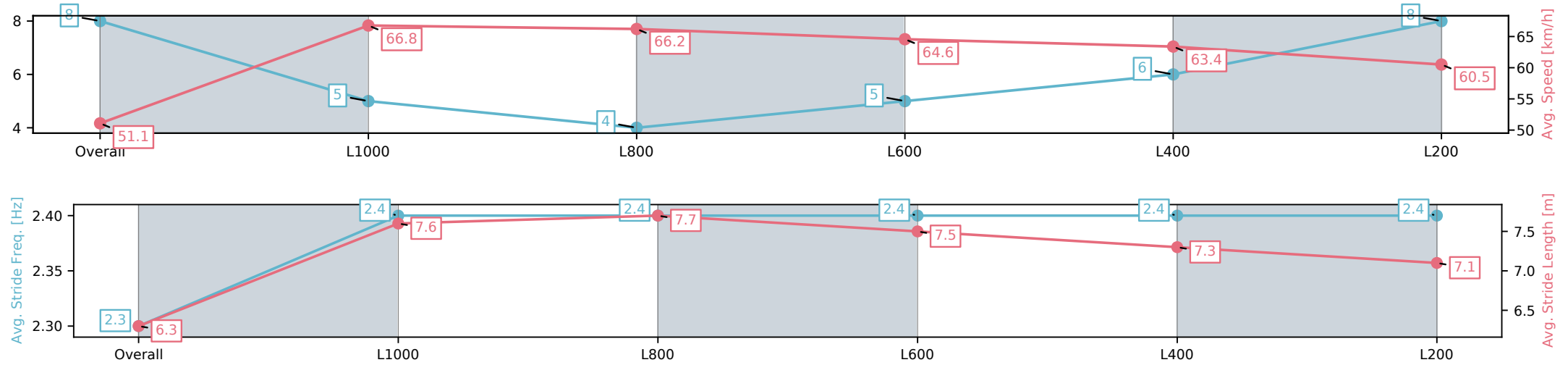
Race 6: Thomas Farms Handicap - 1200m

12 July 2025 - 2:44PM

Track Rating: Good 4, Weather: Fine, Rail Position: +3m 1200m
Chute, True Remainder



Section	Overall	L1000	L800	L600	L400	L200
Section Times	1:10.67[8] (0:14.12)	0:56.55[5] (0:10.79)	0:45.76[4] (0:11.04)	0:34.72[5] (0:11.46)	0:23.26[6] (0:11.37)	0:11.89[8] (0:11.89)
Average Speed [km/h]	51.1	66.8	66.2	64.6	63.4	60.5
Top Speed [km/h]	66.6	67.1	67.7	65.3	65.3	62.2
Avg. Dist. to Rail [m]	0.4	2.0	5.0	6.8	11.3	13.6
Avg. Stride Freq. [Hz]	2.3	2.4	2.4	2.4	2.4	2.4
Avg. Stride Length [m]	6.3	7.6	7.7	7.5	7.3	7.1



[] Ranking at each section and finish
-:-:- No data available at this section
NA No data available

Horse/Jockey Name	LIM'S BIGHORN/Emily Pozman
Finish Rank	9
Fastest Section Time (Section)	0:10.71 (L1000)
Top Speed [km/h] (Section)	67.7 (Overall)
Race State	Finished



Thomas Farms Rc Murray Bridge-
Professional-2025-07-12

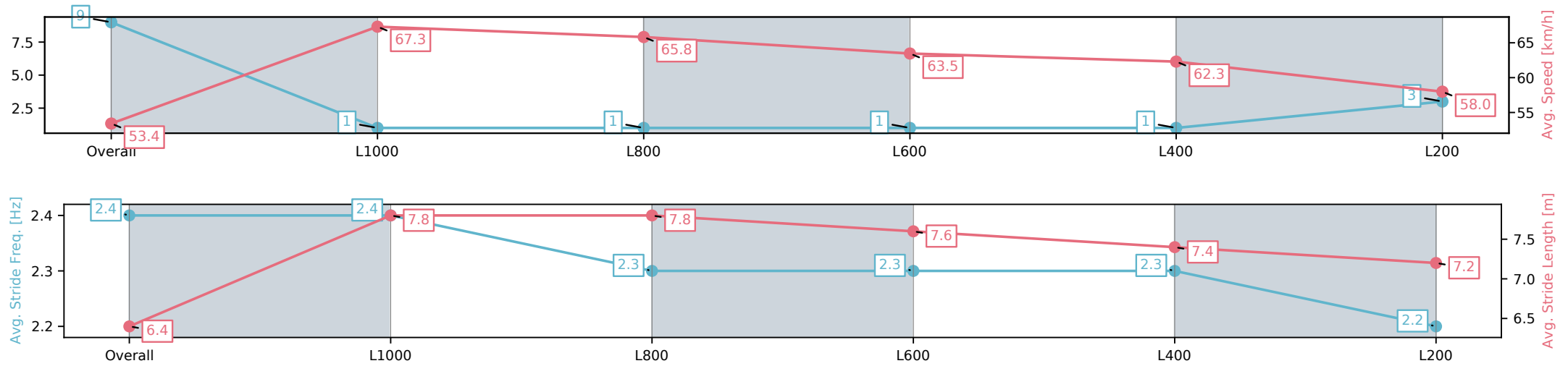
Race 6: Thomas Farms Handicap - 1200m

12 July 2025 - 2:44PM

Track Rating: Good 4, Weather: Fine, Rail Position: +3m 1200m
Chute, True Remainder



Section	Overall	L1000	L800	L600	L400	L200
Section Times	1:10.87[9] (0:13.48)	0:57.39[1] (0:10.71)	0:46.68[1] (0:11.07)	0:35.61[1] (0:11.62)	0:23.99[1] (0:11.56)	0:12.43[3] (0:12.43)
Average Speed [km/h]	53.4	67.3	65.8	63.5	62.3	58.0
Top Speed [km/h]	66.9	67.7	67.3	64.2	64.0	60.2
Avg. Dist. to Rail [m]	0.6	2.5	4.6	5.7	9.0	10.0
Avg. Stride Freq. [Hz]	2.4	2.4	2.3	2.3	2.3	2.2
Avg. Stride Length [m]	6.4	7.8	7.8	7.6	7.4	7.2



Horse/Jockey Name	COOL MAGNUM/Caitlin Jones
Finish Rank	10
Fastest Section Time (Section)	0:10.95 (L1000)
Top Speed [km/h] (Section)	67.5 (L1000)
Race State	Finished



Thomas Farms Rc Murray Bridge-
Professional-2025-07-12

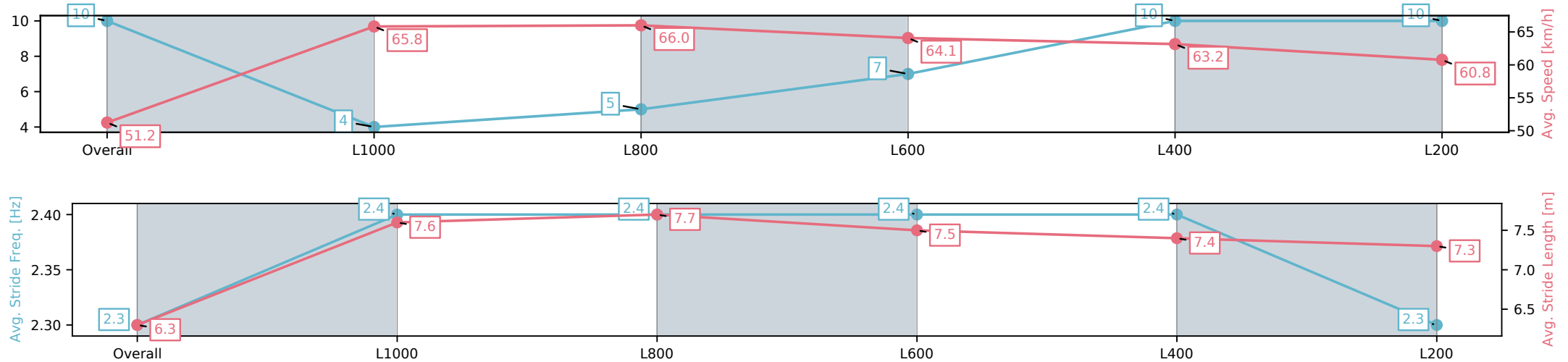
Race 6: Thomas Farms Handicap - 1200m

12 July 2025 - 2:44PM

Track Rating: Good 4, Weather: Fine, Rail Position: +3m 1200m
Chute, True Remainder



Section	Overall	L1000	L800	L600	L400	L200
Section Times	1:10.94[10] (0:14.07)	0:56.87[4] (0:10.95)	0:45.92[5] (0:11.09)	0:34.83[7] (0:11.56)	0:23.26[10] (0:11.40)	0:11.86[10] (0:11.86)
Average Speed [km/h]	51.2	65.8	66.0	64.1	63.2	60.8
Top Speed [km/h]	64.3	66.3	67.5	65.3	65.3	62.0
Avg. Dist. to Rail [m]	3.8	3.6	5.8	6.9	11.0	12.6
Avg. Stride Freq. [Hz]	2.3	2.4	2.4	2.4	2.4	2.3
Avg. Stride Length [m]	6.3	7.6	7.7	7.5	7.4	7.3



[] Ranking at each section and finish
-:-:- No data available at this section
NA No data available

Horse/Jockey Name	EAMONN'S MEMORY/Jacob Opperman
Finish Rank	11
Fastest Section Time (Section)	0:11.01 (L1000)
Top Speed [km/h] (Section)	68.1 (L1000)
Race State	Finished



Thomas Farms Rc Murray Bridge-
Professional-2025-07-12

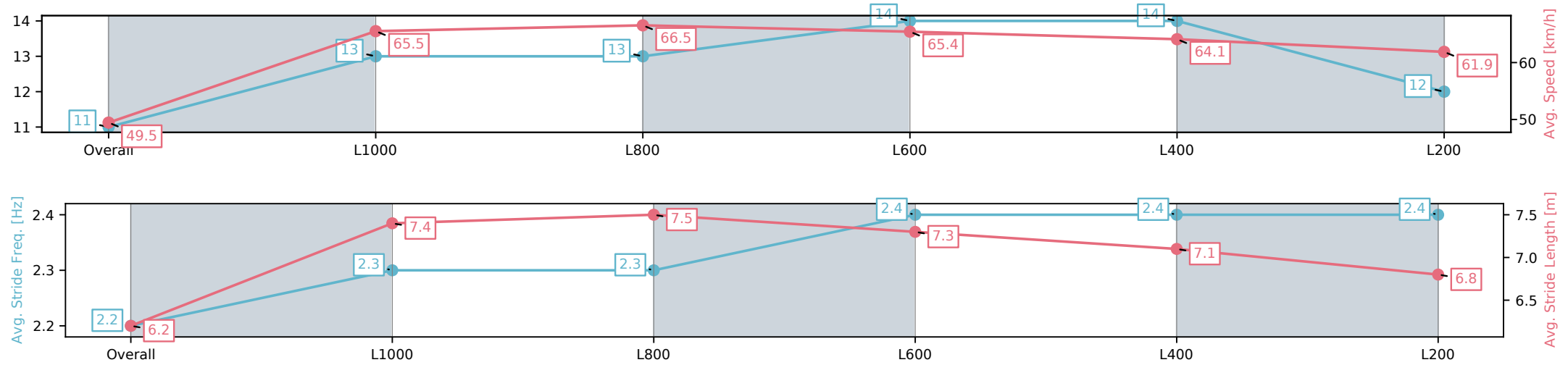
Race 6: Thomas Farms Handicap - 1200m

12 July 2025 - 2:44PM

Track Rating: Good 4, Weather: Fine, Rail Position: +3m 1200m
Chute, True Remainder



Section	Overall	L1000	L800	L600	L400	L200
Section Times	1:10.95[11] (0:14.56)	0:56.38[13] (0:11.01)	0:45.37[13] (0:11.04)	0:34.33[14] (0:11.45)	0:22.88[14] (0:11.22)	0:11.66[12] (0:11.66)
Average Speed [km/h]	49.5	65.5	66.5	65.4	64.1	61.9
Top Speed [km/h]	63.2	66.8	68.1	65.7	65.1	63.5
Avg. Dist. to Rail [m]	7.5	5.9	7.7	9.1	14.9	16.6
Avg. Stride Freq. [Hz]	2.2	2.3	2.3	2.4	2.4	2.4
Avg. Stride Length [m]	6.2	7.4	7.5	7.3	7.1	6.8



[] Ranking at each section and finish
-:-:- No data available at this section
NA No data available

Horse/Jockey Name	MANHATTEN TIMES/Jason Holder
Finish Rank	12
Fastest Section Time (Section)	0:10.98 (L1000)
Top Speed [km/h] (Section)	67.0 (L1000)
Race State	Finished



Thomas Farms Rc Murray Bridge-
Professional-2025-07-12

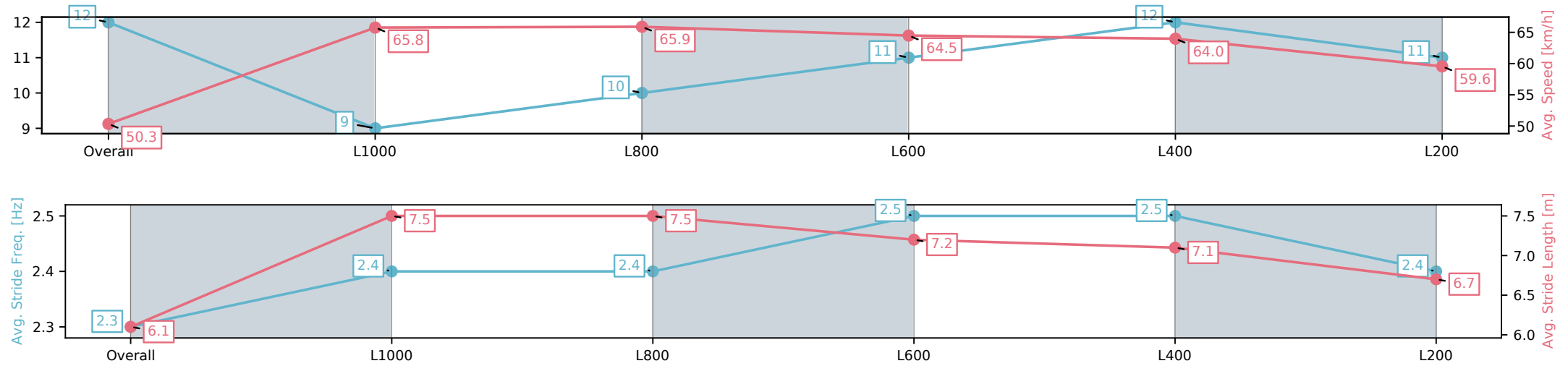
Race 6: Thomas Farms Handicap - 1200m

12 July 2025 - 2:44PM

Track Rating: Good 4, Weather: Fine, Rail Position: +3m 1200m
Chute, True Remainder



Section	Overall	L1000	L800	L600	L400	L200
Section Times	1:11.22[12] (0:14.28)	0:56.93[9] (0:10.98)	0:45.95[10] (0:11.09)	0:34.86[11] (0:11.50)	0:23.36[12] (0:11.25)	0:12.11[11] (0:12.11)
Average Speed [km/h]	50.3	65.8	65.9	64.5	64.0	59.6
Top Speed [km/h]	64.9	66.6	67.0	64.9	65.2	62.3
Avg. Dist. to Rail [m]	3.9	4.1	5.7	7.0	10.5	11.2
Avg. Stride Freq. [Hz]	2.3	2.4	2.4	2.5	2.5	2.4
Avg. Stride Length [m]	6.1	7.5	7.5	7.2	7.1	6.7



[] Ranking at each section and finish
-:-:- No data available at this section
NA No data available

Horse/Jockey Name	VOLTAGE POINT/Matthew Chadwick
Finish Rank	13
Fastest Section Time (Section)	0:10.93 (L1000)
Top Speed [km/h] (Section)	67.3 (L1000)
Race State	Finished



Thomas Farms Rc Murray Bridge-
Professional-2025-07-12

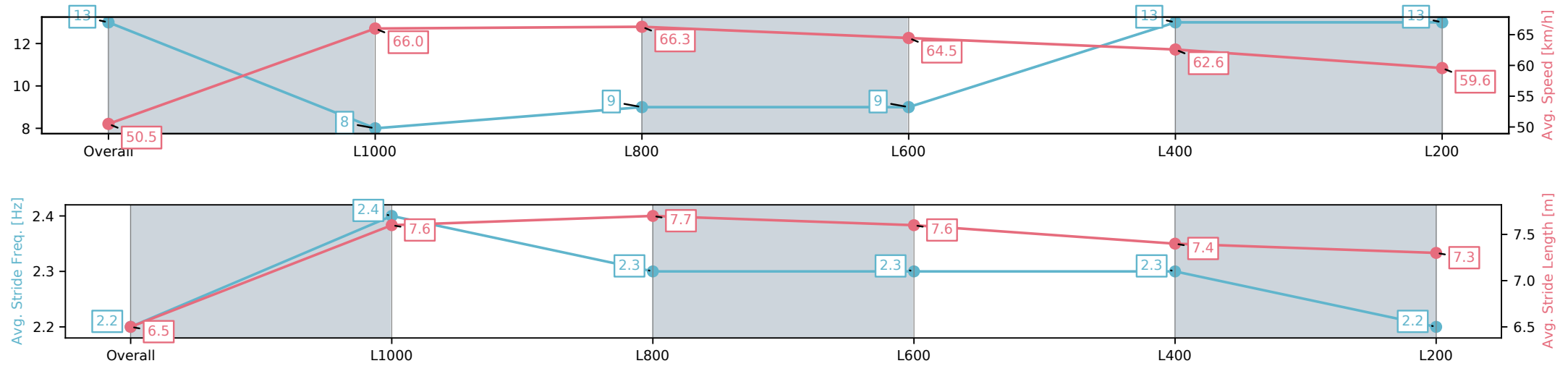
Race 6: Thomas Farms Handicap - 1200m

12 July 2025 - 2:44PM

Track Rating: Good 4, Weather: Fine, Rail Position: +3m 1200m
Chute, True Remainder



Section	Overall	L1000	L800	L600	L400	L200
Section Times	1:11.46[13] (0:14.28)	0:57.18[8] (0:10.93)	0:46.25[9] (0:11.07)	0:35.18[9] (0:11.59)	0:23.59[13] (0:11.50)	0:12.09[13] (0:12.09)
Average Speed [km/h]	50.5	66.0	66.3	64.5	62.6	59.6
Top Speed [km/h]	65.3	66.8	67.3	65.1	64.5	61.1
Avg. Dist. to Rail [m]	5.8	5.6	7.7	8.1	13.4	15.1
Avg. Stride Freq. [Hz]	2.2	2.4	2.3	2.3	2.3	2.2
Avg. Stride Length [m]	6.5	7.6	7.7	7.6	7.4	7.3



[] Ranking at each section and finish
-:-:- No data available at this section
NA No data available

Horse/Jockey Name	DIVINE FIRE/Todd Pannell
Finish Rank	14
Fastest Section Time (Section)	0:10.97 (L1000)
Top Speed [km/h] (Section)	68.0 (L1000)
Race State	Finished



Thomas Farms Rc Murray Bridge-
Professional-2025-07-12

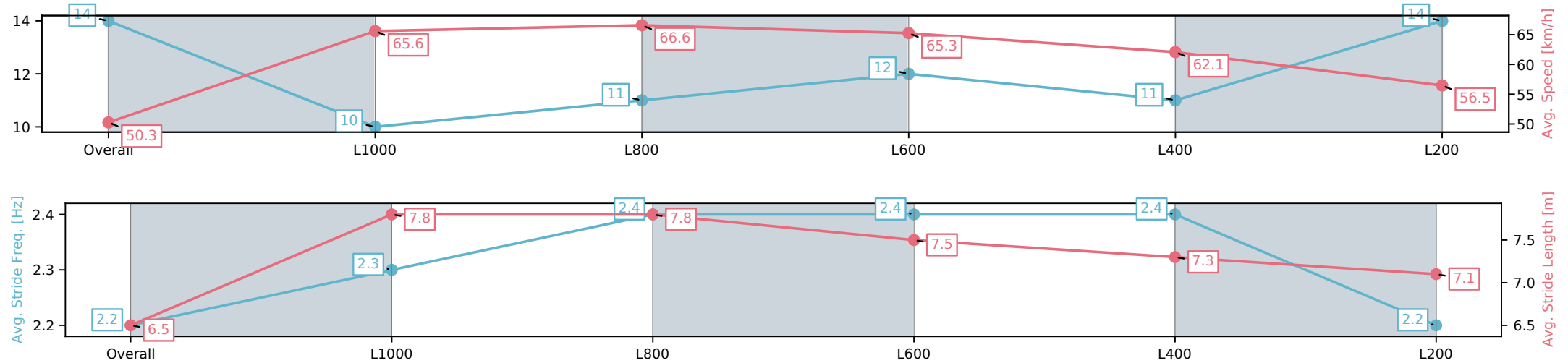
Race 6: Thomas Farms Handicap - 1200m

12 July 2025 - 2:44PM

Track Rating: Good 4, Weather: Fine, Rail Position: +3m 1200m
Chute, True Remainder



Section	Overall	L1000	L800	L600	L400	L200
Section Times	1:12.20[14] (0:14.34)	0:57.86[10] (0:10.97)	0:46.89[11] (0:11.07)	0:35.82[12] (0:11.48)	0:24.34[11] (0:11.60)	0:12.74[14] (0:12.74)
Average Speed [km/h]	50.3	65.6	66.6	65.3	62.1	56.5
Top Speed [km/h]	63.6	67.2	68.0	66.6	64.7	59.9
Avg. Dist. to Rail [m]	6.1	6.0	7.9	9.1	14.2	14.8
Avg. Stride Freq. [Hz]	2.2	2.3	2.4	2.4	2.4	2.2
Avg. Stride Length [m]	6.5	7.8	7.8	7.5	7.3	7.1



[] Ranking at each section and finish
-:-:- No data available at this section
NA No data available