



# Thomas Farms Rc Murray Bridge-Professional-2025-07-12

## Race 4: Sportsbet Fast Form Handicap - 1000m

12 July 2025 - 1:28PM

Track Rating: Soft 5, Weather: Fine, Rail Position: +3m 1200m Chute, True Remainder



Section Field Times							Overall	L800	L600	L400	L200			
							0:56.83 (0:13.09)	0:43.74 (0:10.61)	0:33.13 (0:10.85)	0:22.28 (0:10.66)	0:11.62 (0:11.62)			
Position	#	Horse/Jockey	Barrier	Top Speed [km/h]	Fastest Section	First 400m						Margin	Distance Travelled From Winner [m]	
1	6	NOETZIE	14	69.9	0:10.67	0:23.76	0:56.83	0:43.74 [1]	0:33.07 [3]	0:22.29 [1]	0:11.62 [1]		0:56.83	
		Lachlan Neindorf		1000-800	800-600		(0:13.09)	(0:10.67)	(0:10.78)	(0:10.67)	(0:11.62)			
2	5	DAISYDOO	5	70.0	0:10.60	0:23.90	0:57.53	0:44.23 [4]	0:33.63 [4]	0:22.71 [5]	0:11.71 [4]	4.76L	-1	
		Margaret Collett		1000-800	800-600		(0:13.30)	(0:10.60)	(0:10.92)	(0:11.00)	(0:11.71)			
3	3	CALADAN	2	70.4	0:10.50	0:23.70	0:57.74	0:44.54 [2]	0:34.04 [1]	0:23.10 [2]	0:12.06 [2]	6.2L	-2	
		Jake Toeroek		1000-800	800-600		(0:13.20)	(0:10.50)	(0:10.94)	(0:11.04)	(0:12.06)			
4	11	LITTLEBOURKESTREET	3	70.4	0:10.51	0:23.96	0:57.86	0:44.41 [8]	0:33.90 [5]	0:23.09 [4]	0:11.95 [5]	6.98L	-4	
		Jason Holder		1000-800	800-600		(0:13.45)	(0:10.51)	(0:10.81)	(0:11.14)	(0:11.95)			
5	2	SHADOW EAGLE	7	69.4	0:10.75	0:24.10	0:57.87	0:44.52 [5]	0:33.77 [7]	0:22.74 [7]	0:11.79 [6]	7.03L	+1	
		Taylor Johnstone		1000-800	800-600		(0:13.35)	(0:10.75)	(0:11.03)	(0:10.95)	(0:11.79)			
6	14	WHOOPS A DAISY	8	70.7	0:10.49	0:23.71	0:57.87	0:44.65 [3]	0:34.16 [2]	0:23.14 [3]	0:12.10 [3]	7.08L	+0	
		Teagan Voorham		1000-800	800-600		(0:13.22)	(0:10.49)	(0:11.02)	(0:11.04)	(0:12.10)			
7	9	GOLD SPIRIT	9	69.2	0:10.78	0:24.21	0:57.92	0:44.49 [7]	0:33.71 [9]	0:22.52 [9]	0:11.56 [9]	7.42L	+7	
		Caitlin Tootell		1000-800	800-600		(0:13.43)	(0:10.78)	(0:11.19)	(0:10.96)	(0:11.56)			
8	8	KALOSYNI	6	70.0	0:10.72	0:24.20	0:58.11	0:44.63 [9]	0:33.91 [8]	0:22.95 [8]	0:11.88 [8]	8.65L	+0	
		Jessica Tzaferis		1000-800	800-600		(0:13.48)	(0:10.72)	(0:10.96)	(0:11.07)	(0:11.88)			
9	10	ENDLESS FOREVERS	4	69.1	0:10.75	0:24.65	0:58.13	0:44.23 [11]	0:33.48 [11]	0:22.53 [11]	0:11.73 [10]	8.83L	+0	
		Ben Price		1000-800	800-600		(0:13.90)	(0:10.75)	(0:10.95)	(0:10.80)	(0:11.73)			
10	12	MADAM JEANETTE	10	70.9	0:10.60	0:23.99	0:58.50	0:45.11 [6]	0:34.51 [6]	0:23.43 [6]	0:12.31 [7]	11.32L	+3	
		Anna Jordsjo		1000-800	800-600		(0:13.39)	(0:10.60)	(0:11.08)	(0:11.12)	(0:12.31)			

Scratched: Mohite (#1), Dyer (#4), Thunder Shoc (#13)

Report Created: Sat 12 July 2025 14:15:42 GMT+10 (Note: Timing is based on positional data)

Page 1/13

[ ] Position in running at each section and finish  
-:-:- No data available at this section  
NA No data available  
■ Background shading for fastest section

# Saddle cloth number  
DNF Did not finish  
DNT Did not track



Thomas Farms Rc Murray Bridge-Professional-2025-07-12  
Race 4: Sportsbet Fast Form Handicap - 1000m  
12 July 2025 - 1:28PM



Track Rating: Soft 5, Weather: Fine, Rail Position: +3m 1200m Chute, True Remainder

Section  
Field Times

Overall  
0:56.83  
(0:13.09)

L800  
0:43.74  
(0:10.61)

L600  
0:33.13  
(0:10.85)

L400  
0:22.28  
(0:10.66)

L200  
0:11.62  
(0:11.62)

Position	#	Horse/Jockey	Barrier	Top Speed [km/h]	Fastest Section	First 400m							Margin	Distance Travelled From Winner [m]
11	7	DUCHESS OF SUSSEX	13	70.0	0:10.74	0:24.33	0:59.50	0:45.91 [10]	0:35.17 [10]	0:23.99 [10]	0:12.56 [11]		18.07L	+5
		Felicity Atkinson		1000-800	800-600		(0:13.59)	(0:10.74)	(0:11.18)	(0:11.43)	(0:12.56)			

Scratched: Mohite (#1), Dyer (#4), Thunder Shoc (#13)

Horse/Jockey Name	NOETZIE/Lachlan Neindorf
Finish Rank	1
Fastest Section Time (Section)	0:10.67 (L800)
Top Speed [km/h] (Section)	69.9 (Overall)
Race State	Finished



Thomas Farms Rc Murray Bridge-  
Professional-2025-07-12

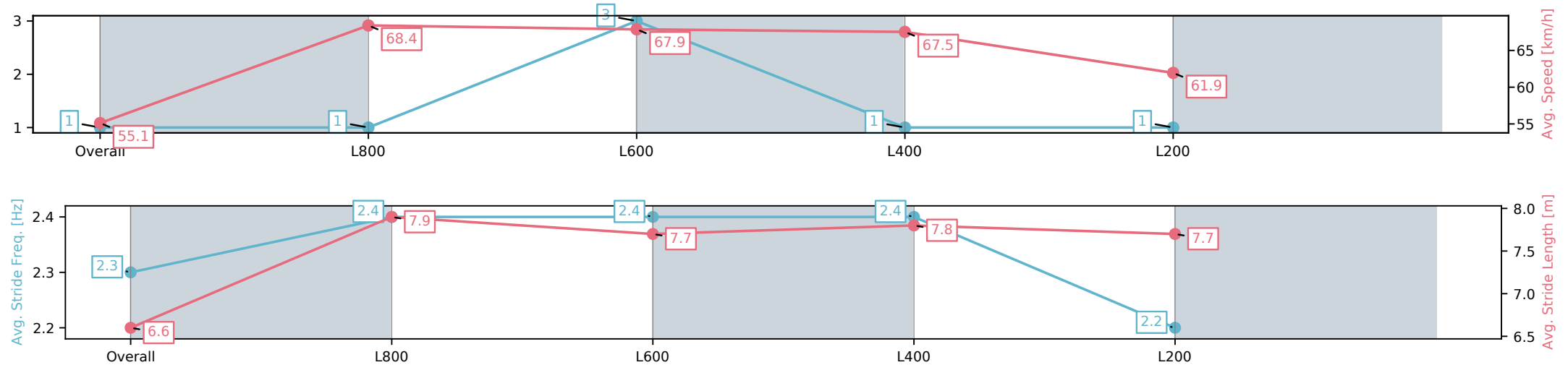
Race 4: Sportsbet Fast Form Handicap - 1000m

12 July 2025 - 1:28PM

Track Rating: Soft 5, Weather: Fine, Rail Position: +3m 1200m  
Chute, True Remainder



Section	Overall	L800	L600	L400	L200
Section Times	0:56.83[1] (0:13.09)	0:43.74[1] (0:10.67)	0:33.07[3] (0:10.78)	0:22.29[1] (0:10.67)	0:11.62[1] (0:11.62)
Average Speed [km/h]	55.1	68.4	67.9	67.5	61.9
Top Speed [km/h]	69.3	69.9	69.0	69.0	64.3
Avg. Dist. to Rail [m]	9.5	5.3	4.0	8.2	8.1
Avg. Stride Freq. [Hz]	2.3	2.4	2.4	2.4	2.2
Avg. Stride Length [m]	6.6	7.9	7.7	7.8	7.7



[ ] Ranking at each section and finish  
-:-:- No data available at this section  
NA No data available

Horse/Jockey Name	DAISYDOO/Margaret Collett
Finish Rank	2
Fastest Section Time (Section)	0:10.60 (L800)
Top Speed [km/h] (Section)	70.0 (Overall)
Race State	Finished



Thomas Farms Rc Murray Bridge-  
Professional-2025-07-12

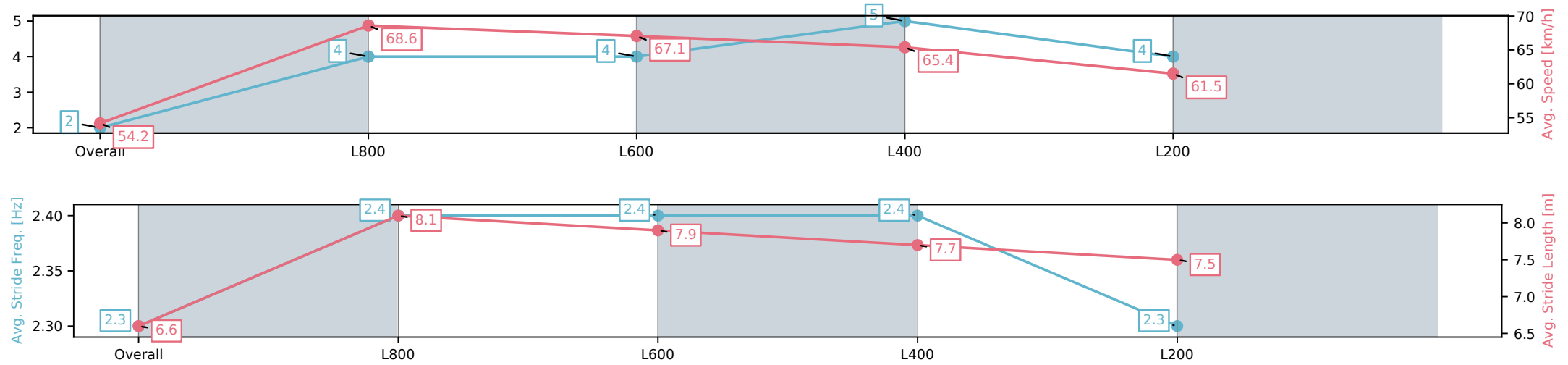
Race 4: Sportsbet Fast Form Handicap - 1000m

12 July 2025 - 1:28PM

Track Rating: Soft 5, Weather: Fine, Rail Position: +3m 1200m  
Chute, True Remainder



Section	Overall	L800	L600	L400	L200
Section Times	0:57.53[2] (0:13.30)	0:44.23[4] (0:10.60)	0:33.63[4] (0:10.92)	0:22.71[5] (0:11.00)	0:11.71[4] (0:11.71)
Average Speed [km/h]	54.2	68.6	67.1	65.4	61.5
Top Speed [km/h]	69.5	70.0	68.7	66.8	63.8
Avg. Dist. to Rail [m]	3.4	4.3	3.7	5.6	7.2
Avg. Stride Freq. [Hz]	2.3	2.4	2.4	2.4	2.3
Avg. Stride Length [m]	6.6	8.1	7.9	7.7	7.5



[ ] Ranking at each section and finish  
-:-:- No data available at this section  
NA No data available

Horse/Jockey Name	CALADAN/Jake Toeroek
Finish Rank	3
Fastest Section Time (Section)	0:10.50 (L800)
Top Speed [km/h] (Section)	70.4 (Overall)
Race State	Finished



Thomas Farms Rc Murray Bridge-  
Professional-2025-07-12

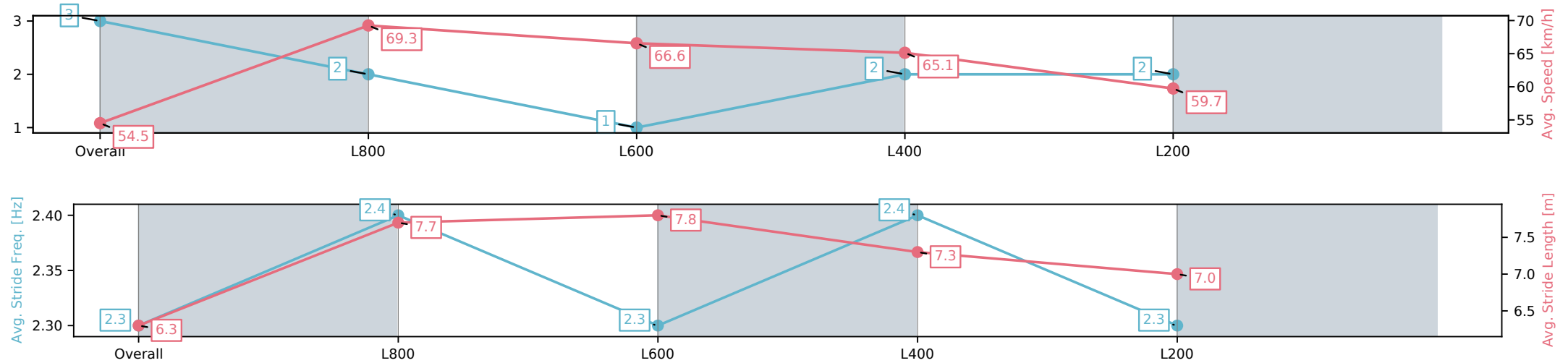
Race 4: Sportsbet Fast Form Handicap - 1000m

12 July 2025 - 1:28PM

Track Rating: Soft 5, Weather: Fine, Rail Position: +3m 1200m  
Chute, True Remainder



Section	Overall	L800	L600	L400	L200
Section Times	0:57.74[3] (0:13.20)	0:44.54[2] (0:10.50)	0:34.04[1] (0:10.94)	0:23.10[2] (0:11.04)	0:12.06[2] (0:12.06)
Average Speed [km/h]	54.5	69.3	66.6	65.1	59.7
Top Speed [km/h]	69.4	70.4	67.3	67.3	62.3
Avg. Dist. to Rail [m]	1.8	3.4	2.6	4.3	4.9
Avg. Stride Freq. [Hz]	2.3	2.4	2.3	2.4	2.3
Avg. Stride Length [m]	6.3	7.7	7.8	7.3	7.0



[ ] Ranking at each section and finish  
-:-:- No data available at this section  
NA No data available

Horse/Jockey Name	LITTLEBOURKESTREET/Jason Holder
Finish Rank	4
Fastest Section Time (Section)	0:10.51 (L800)
Top Speed [km/h] (Section)	70.4 (Overall)
Race State	Finished



Thomas Farms Rc Murray Bridge-  
Professional-2025-07-12

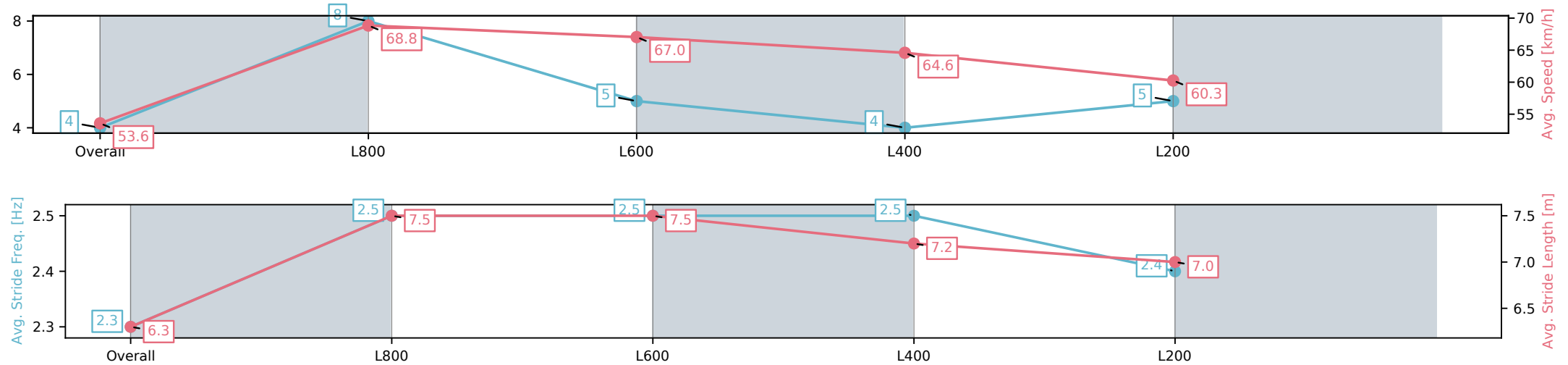
Race 4: Sportsbet Fast Form Handicap - 1000m

12 July 2025 - 1:28PM

Track Rating: Soft 5, Weather: Fine, Rail Position: +3m 1200m  
Chute, True Remainder



Section	Overall	L800	L600	L400	L200
Section Times	0:57.86[4] (0:13.45)	0:44.41[8] (0:10.51)	0:33.90[5] (0:10.81)	0:23.09[4] (0:11.14)	0:11.95[5] (0:11.95)
Average Speed [km/h]	53.6	68.8	67.0	64.6	60.3
Top Speed [km/h]	68.9	70.4	68.7	65.4	62.8
Avg. Dist. to Rail [m]	1.7	2.3	1.5	4.1	4.1
Avg. Stride Freq. [Hz]	2.3	2.5	2.5	2.5	2.4
Avg. Stride Length [m]	6.3	7.5	7.5	7.2	7.0



[ ] Ranking at each section and finish  
-:-:- No data available at this section  
NA No data available

Horse/Jockey Name	SHADOW EAGLE/Taylor Johnstone
Finish Rank	5
Fastest Section Time (Section)	0:10.75 (L800)
Top Speed [km/h] (Section)	69.4 (Overall)
Race State	Finished



Thomas Farms Rc Murray Bridge-  
Professional-2025-07-12

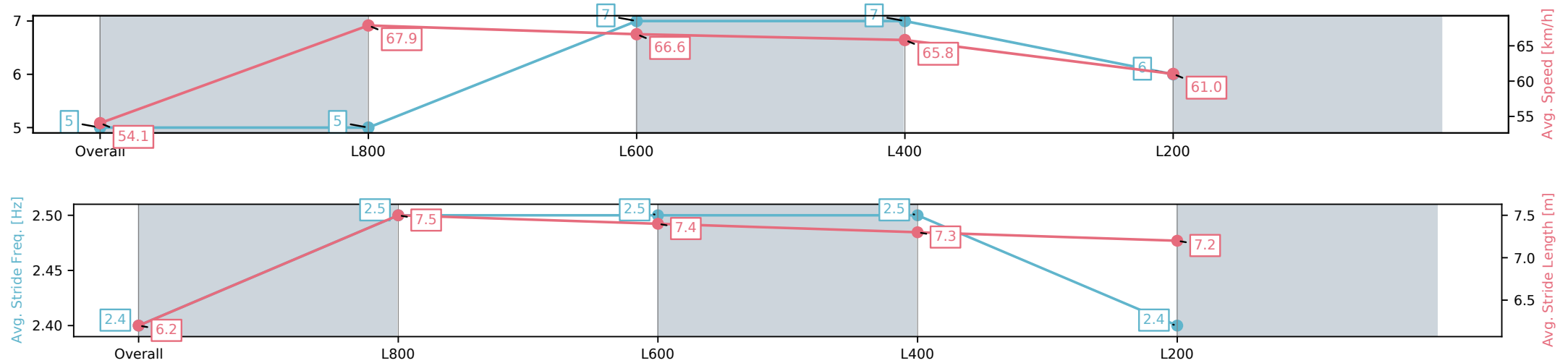
Race 4: Sportsbet Fast Form Handicap - 1000m

12 July 2025 - 1:28PM

Track Rating: Soft 5, Weather: Fine, Rail Position: +3m 1200m  
Chute, True Remainder



Section	Overall	L800	L600	L400	L200
Section Times	0:57.87[5] (0:13.35)	0:44.52[5] (0:10.75)	0:33.77[7] (0:11.03)	0:22.74[7] (0:10.95)	0:11.79[6] (0:11.79)
Average Speed [km/h]	54.1	67.9	66.6	65.8	61.0
Top Speed [km/h]	68.7	69.4	67.9	66.8	63.3
Avg. Dist. to Rail [m]	5.7	5.2	5.1	9.9	10.4
Avg. Stride Freq. [Hz]	2.4	2.5	2.5	2.5	2.4
Avg. Stride Length [m]	6.2	7.5	7.4	7.3	7.2



- [ ] Ranking at each section and finish
- :-:- No data available at this section
- NA No data available

Horse/Jockey Name	WHOOPS A DAISY/Teagan Voorham
Finish Rank	6
Fastest Section Time (Section)	0:10.49 (L800)
Top Speed [km/h] (Section)	70.7 (Overall)
Race State	Finished



Thomas Farms Rc Murray Bridge-  
Professional-2025-07-12

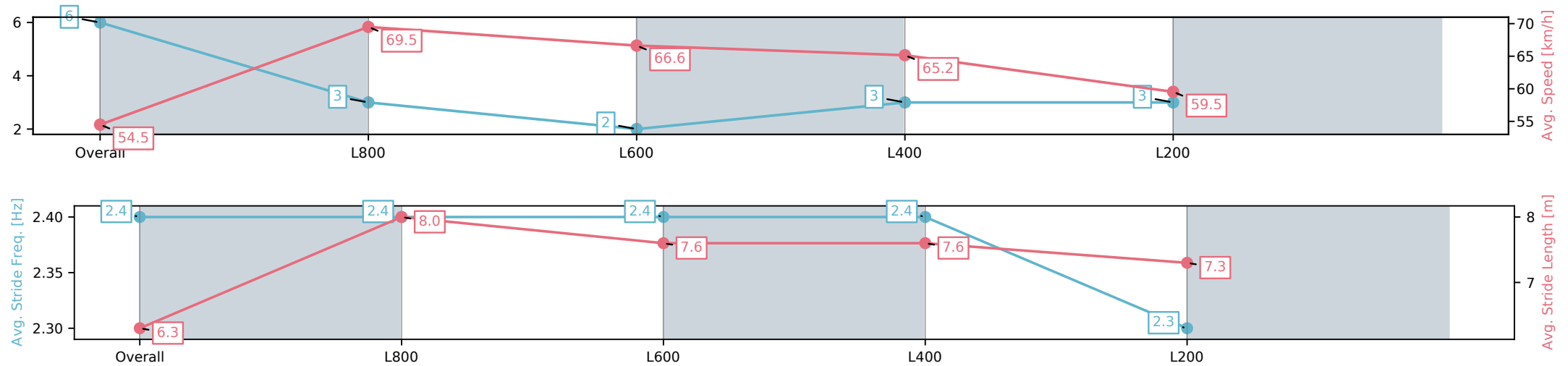
Race 4: Sportsbet Fast Form Handicap - 1000m



12 July 2025 - 1:28PM

Track Rating: Soft 5, Weather: Fine, Rail Position: +3m 1200m  
Chute, True Remainder

Section	Overall	L800	L600	L400	L200
Section Times	0:57.87[6] (0:13.22)	0:44.65[3] (0:10.49)	0:34.16[2] (0:11.02)	0:23.14[3] (0:11.04)	0:12.10[3] (0:12.10)
Average Speed [km/h]	54.5	69.5	66.6	65.2	59.5
Top Speed [km/h]	69.8	70.7	67.8	67.0	62.3
Avg. Dist. to Rail [m]	6.7	4.7	4.6	7.4	10.0
Avg. Stride Freq. [Hz]	2.4	2.4	2.4	2.4	2.3
Avg. Stride Length [m]	6.3	8.0	7.6	7.6	7.3



[ ] Ranking at each section and finish  
-:-:- No data available at this section  
NA No data available



Horse/Jockey Name	GOLD SPIRIT/Caitlin Tootell
Finish Rank	7
Fastest Section Time (Section)	0:10.78 (L800)
Top Speed [km/h] (Section)	69.2 (Overall)
Race State	Finished



Thomas Farms Rc Murray Bridge-  
Professional-2025-07-12

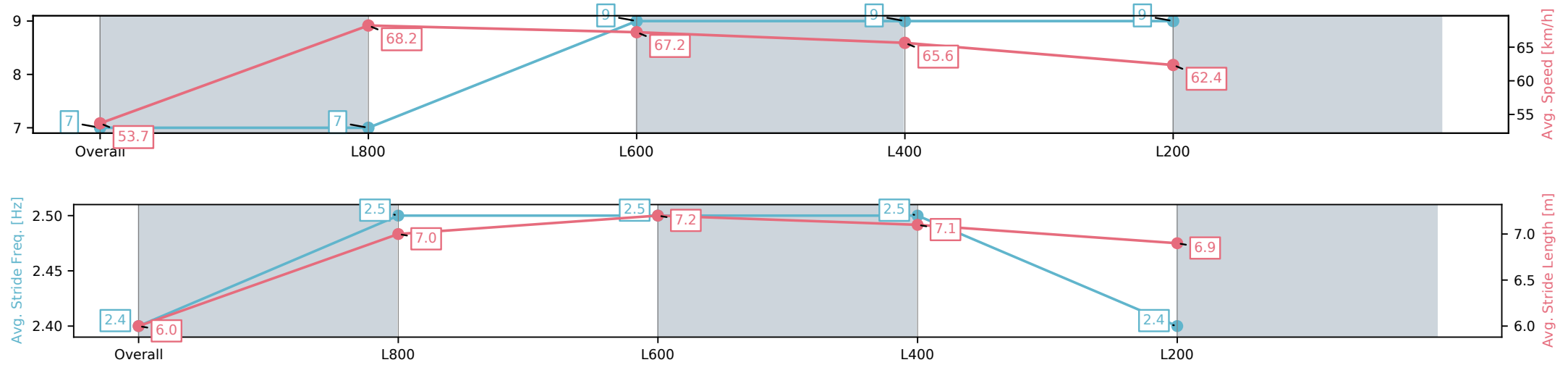
Race 4: Sportsbet Fast Form Handicap - 1000m



12 July 2025 - 1:28PM

Track Rating: Soft 5, Weather: Fine, Rail Position: +3m 1200m  
Chute, True Remainder

Section	Overall	L800	L600	L400	L200
Section Times	0:57.92[7] (0:13.43)	0:44.49[7] (0:10.78)	0:33.71[9] (0:11.19)	0:22.52[9] (0:10.96)	0:11.56[9] (0:11.56)
Average Speed [km/h]	53.7	68.2	67.2	65.6	62.4
Top Speed [km/h]	68.5	69.2	67.7	67.2	64.4
Avg. Dist. to Rail [m]	8.2	7.8	9.8	16.9	18.3
Avg. Stride Freq. [Hz]	2.4	2.5	2.5	2.5	2.4
Avg. Stride Length [m]	6.0	7.0	7.2	7.1	6.9



- [ ] Ranking at each section and finish
- :-:- No data available at this section
- NA No data available

Horse/Jockey Name	KALOSYNI/Jessica Tzaferis
Finish Rank	8
Fastest Section Time (Section)	0:10.72 (L800)
Top Speed [km/h] (Section)	70.0 (Overall)
Race State	Finished



Thomas Farms Rc Murray Bridge-  
Professional-2025-07-12

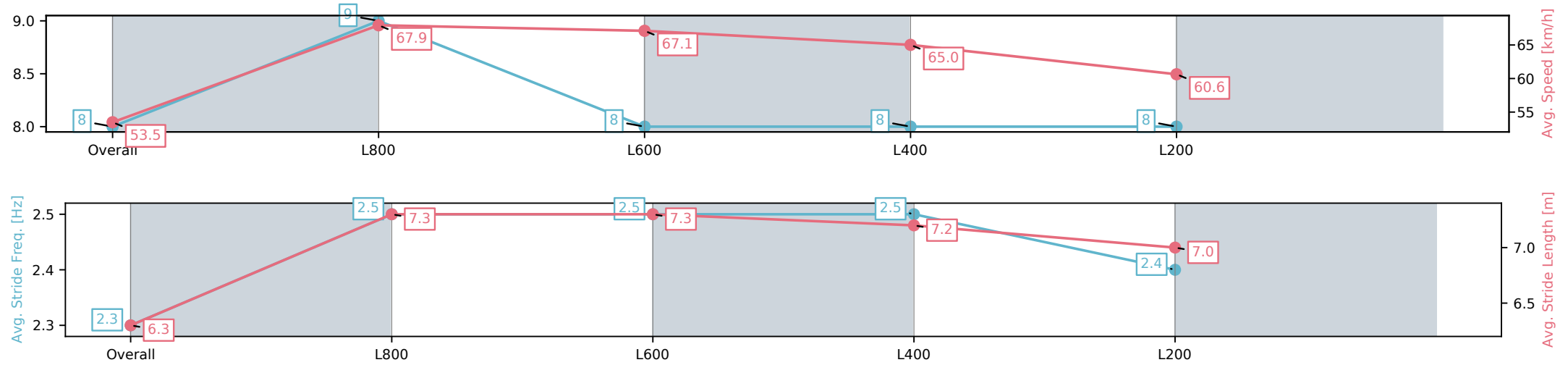
Race 4: Sportsbet Fast Form Handicap - 1000m

12 July 2025 - 1:28PM

Track Rating: Soft 5, Weather: Fine, Rail Position: +3m 1200m  
Chute, True Remainder



Section	Overall	L800	L600	L400	L200
Section Times	0:58.11[8] (0:13.48)	0:44.63[9] (0:10.72)	0:33.91[8] (0:10.96)	0:22.95[8] (0:11.07)	0:11.88[8] (0:11.88)
Average Speed [km/h]	53.5	67.9	67.1	65.0	60.6
Top Speed [km/h]	68.1	70.0	67.7	66.5	63.3
Avg. Dist. to Rail [m]	4.1	4.2	4.7	7.5	6.5
Avg. Stride Freq. [Hz]	2.3	2.5	2.5	2.5	2.4
Avg. Stride Length [m]	6.3	7.3	7.3	7.2	7.0



[ ] Ranking at each section and finish  
-:-:- No data available at this section  
NA No data available

Horse/Jockey Name	ENDLESS FOREVERS/Ben Price
Finish Rank	9
Fastest Section Time (Section)	0:10.75 (L800)
Top Speed [km/h] (Section)	69.1 (Overall)
Race State	Finished



Thomas Farms Rc Murray Bridge-  
Professional-2025-07-12

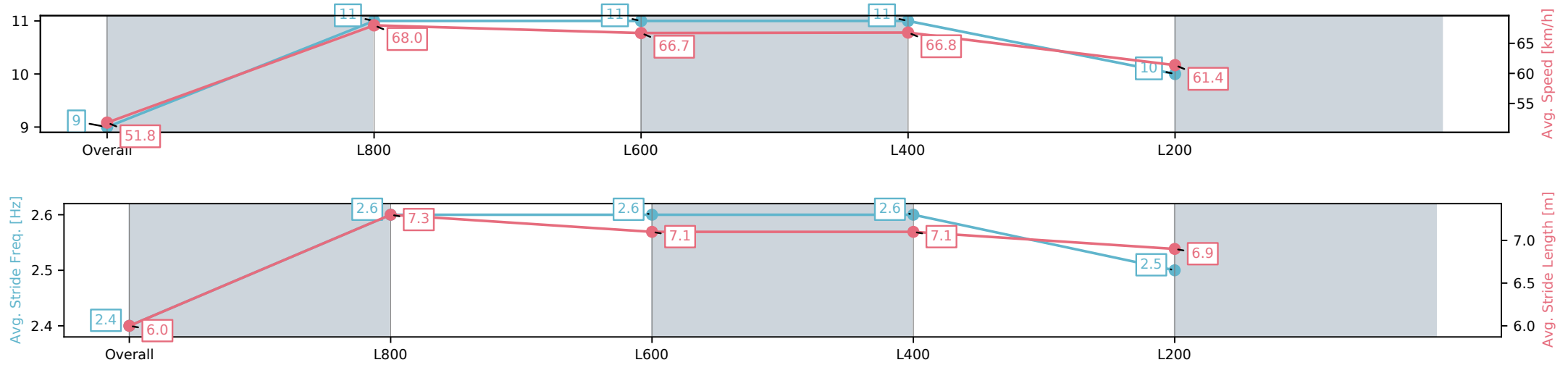
Race 4: Sportsbet Fast Form Handicap - 1000m



12 July 2025 - 1:28PM

Track Rating: Soft 5, Weather: Fine, Rail Position: +3m 1200m  
Chute, True Remainder

Section	Overall	L800	L600	L400	L200
Section Times	0:58.13[9] (0:13.90)	0:44.23[11] (0:10.75)	0:33.48[11] (0:10.95)	0:22.53[11] (0:10.80)	0:11.73[10] (0:11.73)
Average Speed [km/h]	51.8	68.0	66.7	66.8	61.4
Top Speed [km/h]	68.9	69.1	68.1	67.7	64.1
Avg. Dist. to Rail [m]	3.9	5.1	4.0	8.4	11.4
Avg. Stride Freq. [Hz]	2.4	2.6	2.6	2.6	2.5
Avg. Stride Length [m]	6.0	7.3	7.1	7.1	6.9



[ ] Ranking at each section and finish  
-:-:- No data available at this section  
NA No data available

Horse/Jockey Name	MADAM JEANETTE/Anna Jordsjo
Finish Rank	10
Fastest Section Time (Section)	0:10.60 (L800)
Top Speed [km/h] (Section)	70.9 (Overall)
Race State	Finished



Thomas Farms Rc Murray Bridge-  
Professional-2025-07-12

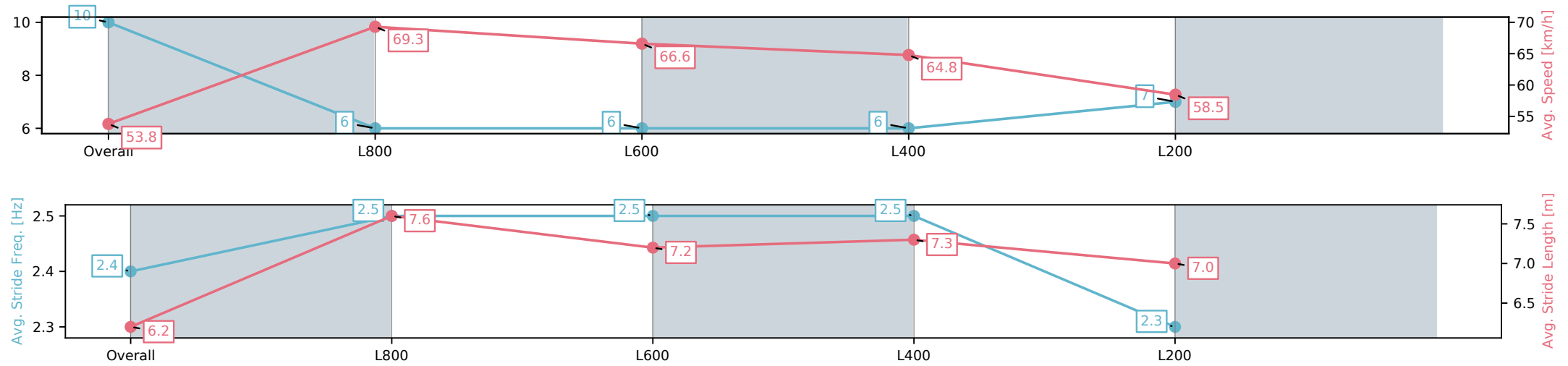
Race 4: Sportsbet Fast Form Handicap - 1000m

12 July 2025 - 1:28PM

Track Rating: Soft 5, Weather: Fine, Rail Position: +3m 1200m  
Chute, True Remainder



Section	Overall	L800	L600	L400	L200
Section Times	0:58.50[10] (0:13.39)	0:45.11[6] (0:10.60)	0:34.51[6] (0:11.08)	0:23.43[6] (0:11.12)	0:12.31[7] (0:12.31)
Average Speed [km/h]	53.8	69.3	66.6	64.8	58.5
Top Speed [km/h]	67.4	70.9	68.9	66.6	62.8
Avg. Dist. to Rail [m]	8.7	7.2	5.8	8.9	9.4
Avg. Stride Freq. [Hz]	2.4	2.5	2.5	2.5	2.3
Avg. Stride Length [m]	6.2	7.6	7.2	7.3	7.0



[ ] Ranking at each section and finish  
-:-:- No data available at this section  
NA No data available

Horse/Jockey Name	DUCHESS OF SUSSEX/Felicity Atkinson
Finish Rank	11
Fastest Section Time (Section)	0:10.74 (L800)
Top Speed [km/h] (Section)	70.0 (Overall)
Race State	Finished



Thomas Farms Rc Murray Bridge-  
Professional-2025-07-12

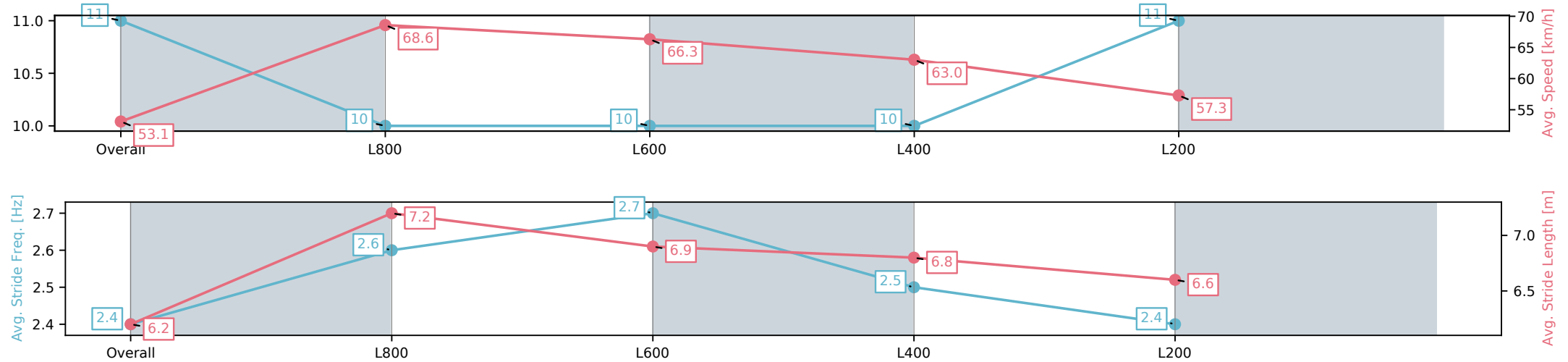
Race 4: Sportsbet Fast Form Handicap - 1000m

12 July 2025 - 1:28PM

Track Rating: Soft 5, Weather: Fine, Rail Position: +3m 1200m  
Chute, True Remainder



Section	Overall	L800	L600	L400	L200
Section Times	0:59.50[11] (0:13.59)	0:45.91[10] (0:10.74)	0:35.17[10] (0:11.18)	0:23.99[10] (0:11.43)	0:12.56[11] (0:12.56)
Average Speed [km/h]	53.1	68.6	66.3	63.0	57.3
Top Speed [km/h]	68.5	70.0	67.4	66.3	60.8
Avg. Dist. to Rail [m]	10.2	7.7	7.1	10.9	11.1
Avg. Stride Freq. [Hz]	2.4	2.6	2.7	2.5	2.4
Avg. Stride Length [m]	6.2	7.2	6.9	6.8	6.6



[ ] Ranking at each section and finish  
-:-:- No data available at this section  
NA No data available