



Thomas Farms Rc Murray Bridge-Professional-2025-07-12

Race 1: Sportsbet Same Race Multi Handicap - 1000m

12 July 2025 - 11:42AM

Track Rating: Soft 5, Weather: Fine, Rail Position: +3m 1200m Chute, True Remainder



Section

Field Times

Overall

0:57.73

(0:13.46)

L800

0:44.27

(0:10.97)

L600

0:33.30

(0:11.08)

L400

0:22.22

(0:10.90)

L200

0:11.32

(0:11.32)

Position	#	Horse/Jockey	Barrier	Top Speed [km/h]	Fastest Section	First 400m	Overall	L800	L600	L400	L200	Margin	Distance Travelled From Winner [m]
1	5	FERIVIA	4	69.0	0:10.52	0:24.87	0:57.73	0:44.01 [3]	0:32.86 [3]	0:21.84 [4]	0:11.32 [1]	0:57.73	
		Lachlan Neindorf		600-400	400-200		(0:13.72)	(0:11.15)	(0:11.02)	(0:10.52)	(0:11.32)		
2	4	BARDIGRUB	2	67.7	0:10.81	0:24.67	0:58.30	0:44.67 [2]	0:33.63 [2]	0:22.56 [2]	0:11.75 [2]	3.71L	-3
		Taylor Johnstone		600-400	400-200		(0:13.63)	(0:11.04)	(0:11.07)	(0:10.81)	(0:11.75)		
3	1	SI SENORA	1	67.6	0:10.84	0:24.91	0:58.51	0:44.63 [6]	0:33.60 [4]	0:22.64 [3]	0:11.80 [4]	5.05L	-4
		Jake Toeroek		800-600	400-200		(0:13.88)	(0:11.03)	(0:10.96)	(0:10.84)	(0:11.80)		
4	7	LICENSE TO EXCITE	5	67.7	0:10.81	0:25.27	0:58.81	0:44.72 [8]	0:33.54 [8]	0:22.42 [7]	0:11.61 [5]	6.99L	-2
		Jacob Opperman		600-400	400-200		(0:14.09)	(0:11.18)	(0:11.12)	(0:10.81)	(0:11.61)		
5	3	WICKED STORM	8	67.5	0:10.92	0:25.25	0:58.82	0:44.84 [7]	0:33.57 [7]	0:22.50 [5]	0:11.58 [6]	7.03L	+0
		Alana Kelly		800-600	400-200		(0:13.98)	(0:11.27)	(0:11.07)	(0:10.92)	(0:11.57)		
6	8	OAK PARK MADDISON	6	66.4	0:10.95	0:25.15	0:58.87	0:45.02 [4]	0:33.72 [6]	0:22.45 [8]	0:11.50 [7]	7.39L	+0
		Ben Price		600-400	400-200		(0:13.85)	(0:11.30)	(0:11.27)	(0:10.95)	(0:11.50)		
7	2	TOO DARN CRYSTAL	7	66.6	0:10.97	0:24.43	0:58.88	0:45.42 [1]	0:34.45 [1]	0:23.37 [1]	0:12.20 [3]	7.45L	-3
		Todd Pannell		1000-800	800-600		(0:13.46)	(0:10.97)	(0:11.08)	(0:11.17)	(0:12.20)		
8	9	TAGUIG	3	67.6	0:11.22	0:25.07	0:59.93	0:46.08 [5]	0:34.86 [5]	0:23.59 [6]	0:11.94 [8]	14.22L	-2
		Rochelle Milnes		1000-800	800-600		(0:13.85)	(0:11.22)	(0:11.27)	(0:11.65)	(0:11.94)		

Scratched: Mariner Miss (#6)

Report Created: Sat 12 July 2025 12:27:38 GMT+10 (Note: Timing is based on positional data)

Page 1/9

[] Position in running at each section and finish
-:-:- No data available at this section
NA No data available
■ Background shading for fastest section

Saddle cloth number
DNF Did not finish
DNT Did not track

data processed by  TRIPLESDATA

Horse/Jockey Name	FERIVIA/Lachlan Neindorf
Finish Rank	1
Fastest Section Time (Section)	0:10.52 (L400)
Top Speed [km/h] (Section)	69.0 (L600)
Race State	Finished



Thomas Farms Rc Murray Bridge-
Professional-2025-07-12

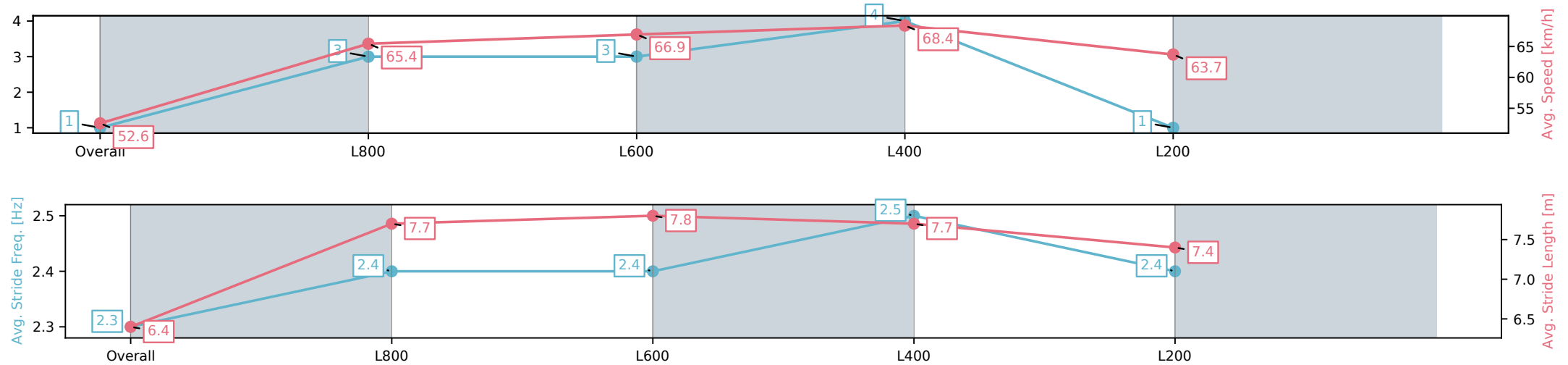
Race 1: Sportsbet Same Race Multi Handicap - 1000m

12 July 2025 - 11:42AM

Track Rating: Soft 5, Weather: Fine, Rail Position: +3m 1200m
Chute, True Remainder



Section	Overall	L800	L600	L400	L200
Section Times	0:57.73[1] (0:13.72)	0:44.01[3] (0:11.15)	0:32.86[3] (0:11.02)	0:21.84[4] (0:10.52)	0:11.32[1] (0:11.32)
Average Speed [km/h]	52.6	65.4	66.9	68.4	63.7
Top Speed [km/h]	65.9	66.5	68.4	69.0	66.4
Avg. Dist. to Rail [m]	4.0	4.6	5.7	7.8	7.6
Avg. Stride Freq. [Hz]	2.3	2.4	2.4	2.5	2.4
Avg. Stride Length [m]	6.4	7.7	7.8	7.7	7.4



- [] Ranking at each section and finish
- :-:- No data available at this section
- NA No data available

Horse/Jockey Name	BARDIGRUB/Taylor Johnstone
Finish Rank	2
Fastest Section Time (Section)	0:10.81 (L400)
Top Speed [km/h] (Section)	67.7 (L600)
Race State	Finished



Thomas Farms Rc Murray Bridge-
Professional-2025-07-12

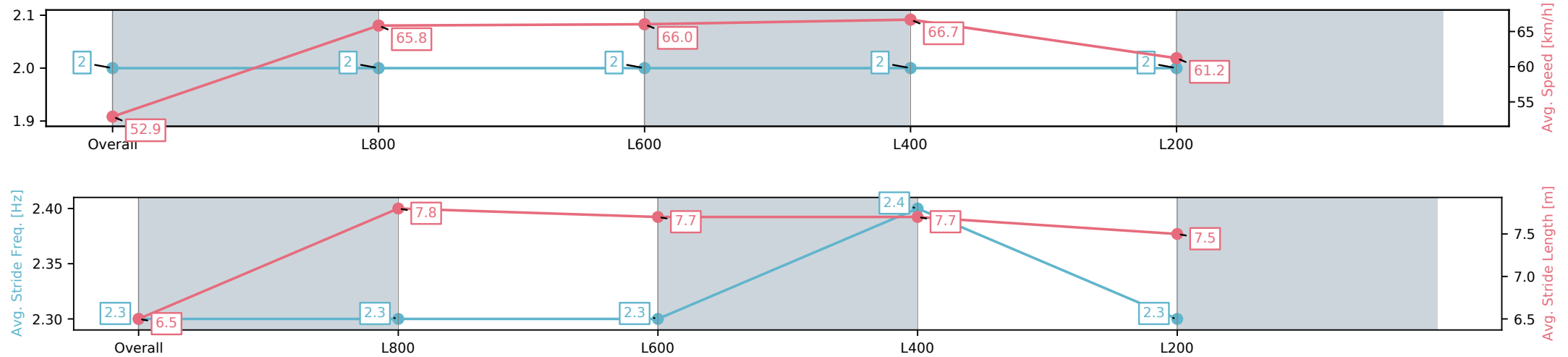
Race 1: Sportsbet Same Race Multi Handicap - 1000m

12 July 2025 - 11:42AM

Track Rating: Soft 5, Weather: Fine, Rail Position: +3m 1200m
Chute, True Remainder



Section	Overall	L800	L600	L400	L200
Section Times	0:58.30[2] (0:13.63)	0:44.67[2] (0:11.04)	0:33.63[2] (0:11.07)	0:22.56[2] (0:10.81)	0:11.75[2] (0:11.75)
Average Speed [km/h]	52.9	65.8	66.0	66.7	61.2
Top Speed [km/h]	66.0	66.7	67.1	67.7	64.5
Avg. Dist. to Rail [m]	2.6	3.5	3.5	5.5	5.3
Avg. Stride Freq. [Hz]	2.3	2.3	2.3	2.4	2.3
Avg. Stride Length [m]	6.5	7.8	7.7	7.7	7.5



[] Ranking at each section and finish
-:-:- No data available at this section
NA No data available

Horse/Jockey Name	SI SENORA/Jake Toeroek
Finish Rank	3
Fastest Section Time (Section)	0:10.84 (L400)
Top Speed [km/h] (Section)	67.6 (L800)
Race State	Finished



Thomas Farms Rc Murray Bridge-
Professional-2025-07-12

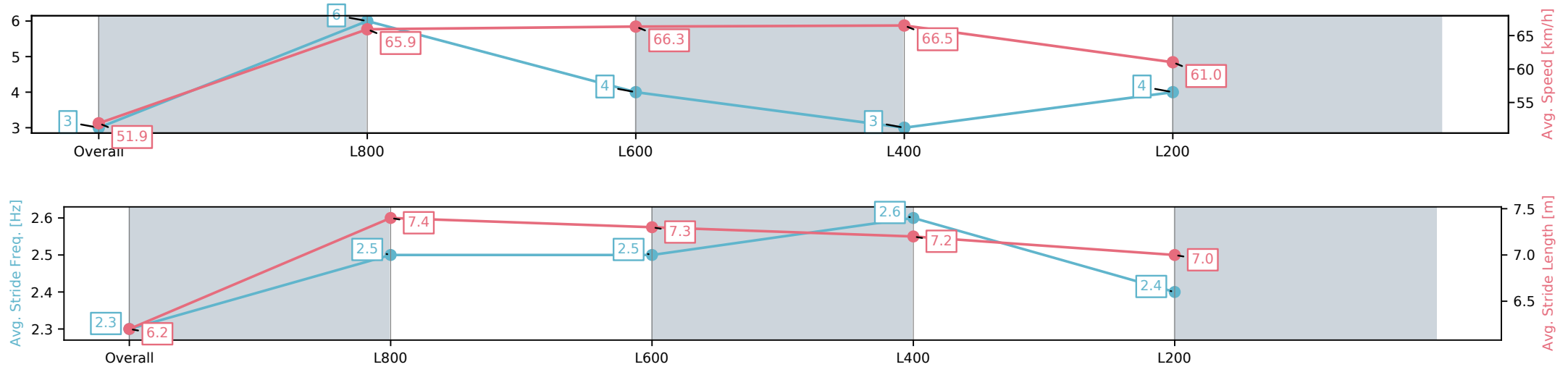
Race 1: Sportsbet Same Race Multi Handicap - 1000m

12 July 2025 - 11:42AM

Track Rating: Soft 5, Weather: Fine, Rail Position: +3m 1200m
Chute, True Remainder



Section	Overall	L800	L600	L400	L200
Section Times	0:58.51[3] (0:13.88)	0:44.63[6] (0:11.03)	0:33.60[4] (0:10.96)	0:22.64[3] (0:10.84)	0:11.80[4] (0:11.80)
Average Speed [km/h]	51.9	65.9	66.3	66.5	61.0
Top Speed [km/h]	66.8	67.1	67.6	67.3	64.4
Avg. Dist. to Rail [m]	0.8	3.0	2.7	6.1	6.5
Avg. Stride Freq. [Hz]	2.3	2.5	2.5	2.6	2.4
Avg. Stride Length [m]	6.2	7.4	7.3	7.2	7.0



[] Ranking at each section and finish
-:-:- No data available at this section
NA No data available

Horse/Jockey Name	LICENSE TO EXCITE/Jacob Opperman
Finish Rank	4
Fastest Section Time (Section)	0:10.81 (L400)
Top Speed [km/h] (Section)	67.7 (L600)
Race State	Finished



Thomas Farms Rc Murray Bridge-
Professional-2025-07-12

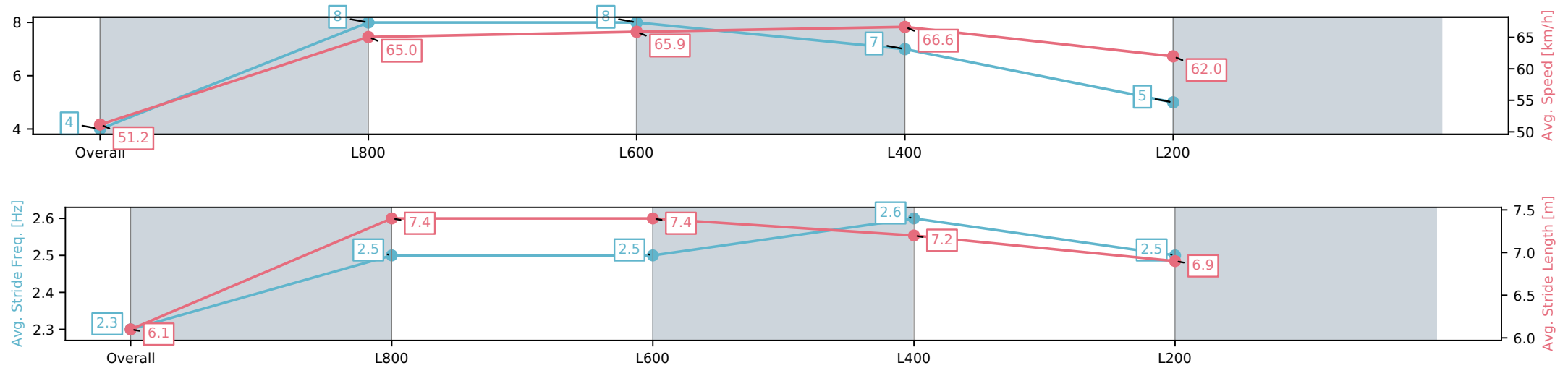
Race 1: Sportsbet Same Race Multi Handicap - 1000m

12 July 2025 - 11:42AM

Track Rating: Soft 5, Weather: Fine, Rail Position: +3m 1200m
Chute, True Remainder



Section	Overall	L800	L600	L400	L200
Section Times	0:58.81[4] (0:14.09)	0:44.72[8] (0:11.18)	0:33.54[8] (0:11.12)	0:22.42[7] (0:10.81)	0:11.61[5] (0:11.61)
Average Speed [km/h]	51.2	65.0	65.9	66.6	62.0
Top Speed [km/h]	65.3	65.9	67.7	67.7	64.8
Avg. Dist. to Rail [m]	4.0	3.5	4.5	7.4	7.1
Avg. Stride Freq. [Hz]	2.3	2.5	2.5	2.6	2.5
Avg. Stride Length [m]	6.1	7.4	7.4	7.2	6.9



[] Ranking at each section and finish
-:-:- No data available at this section
NA No data available

Horse/Jockey Name	WICKED STORM/Alana Kelly
Finish Rank	5
Fastest Section Time (Section)	0:10.92 (L400)
Top Speed [km/h] (Section)	67.5 (L800)
Race State	Finished



Thomas Farms Rc Murray Bridge-
Professional-2025-07-12

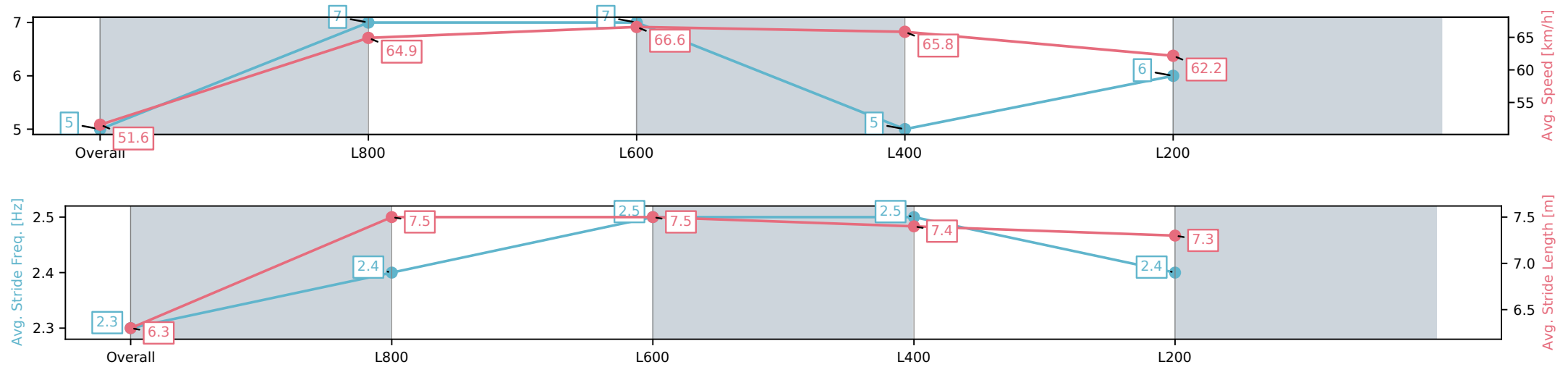
Race 1: Sportsbet Same Race Multi Handicap - 1000m

12 July 2025 - 11:42AM

Track Rating: Soft 5, Weather: Fine, Rail Position: +3m 1200m
Chute, True Remainder



Section	Overall	L800	L600	L400	L200
Section Times	0:58.82[5] (0:13.98)	0:44.84[7] (0:11.27)	0:33.57[7] (0:11.07)	0:22.50[5] (0:10.92)	0:11.58[6] (0:11.57)
Average Speed [km/h]	51.6	64.9	66.6	65.8	62.2
Top Speed [km/h]	65.2	66.5	67.5	67.4	65.0
Avg. Dist. to Rail [m]	7.2	5.7	5.2	7.5	8.0
Avg. Stride Freq. [Hz]	2.3	2.4	2.5	2.5	2.4
Avg. Stride Length [m]	6.3	7.5	7.5	7.4	7.3



[] Ranking at each section and finish
-:-:- No data available at this section
NA No data available

Horse/Jockey Name	OAK PARK MADDISON/Ben Price
Finish Rank	6
Fastest Section Time (Section)	0:10.95 (L400)
Top Speed [km/h] (Section)	66.4 (L600)
Race State	Finished



Thomas Farms Rc Murray Bridge-
Professional-2025-07-12

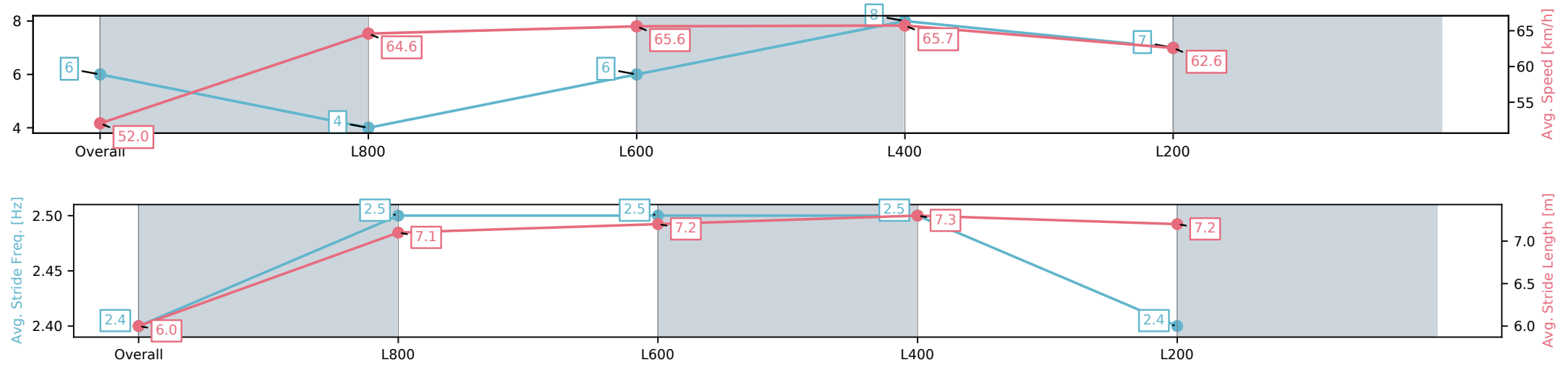
Race 1: Sportsbet Same Race Multi Handicap - 1000m

12 July 2025 - 11:42AM

Track Rating: Soft 5, Weather: Fine, Rail Position: +3m 1200m
Chute, True Remainder



Section	Overall	L800	L600	L400	L200
Section Times	0:58.87[6] (0:13.85)	0:45.02[4] (0:11.30)	0:33.72[6] (0:11.27)	0:22.45[8] (0:10.95)	0:11.50[7] (0:11.50)
Average Speed [km/h]	52.0	64.6	65.6	65.7	62.6
Top Speed [km/h]	65.1	65.6	66.2	66.4	64.4
Avg. Dist. to Rail [m]	5.3	5.4	5.8	8.0	7.3
Avg. Stride Freq. [Hz]	2.4	2.5	2.5	2.5	2.4
Avg. Stride Length [m]	6.0	7.1	7.2	7.3	7.2



- [] Ranking at each section and finish
- :-:- No data available at this section
- NA No data available

Horse/Jockey Name	TOO DARN CRYSTAL/Todd Pannell
Finish Rank	7
Fastest Section Time (Section)	0:10.97 (L800)
Top Speed [km/h] (Section)	66.6 (Overall)
Race State	Finished



Thomas Farms Rc Murray Bridge-
Professional-2025-07-12

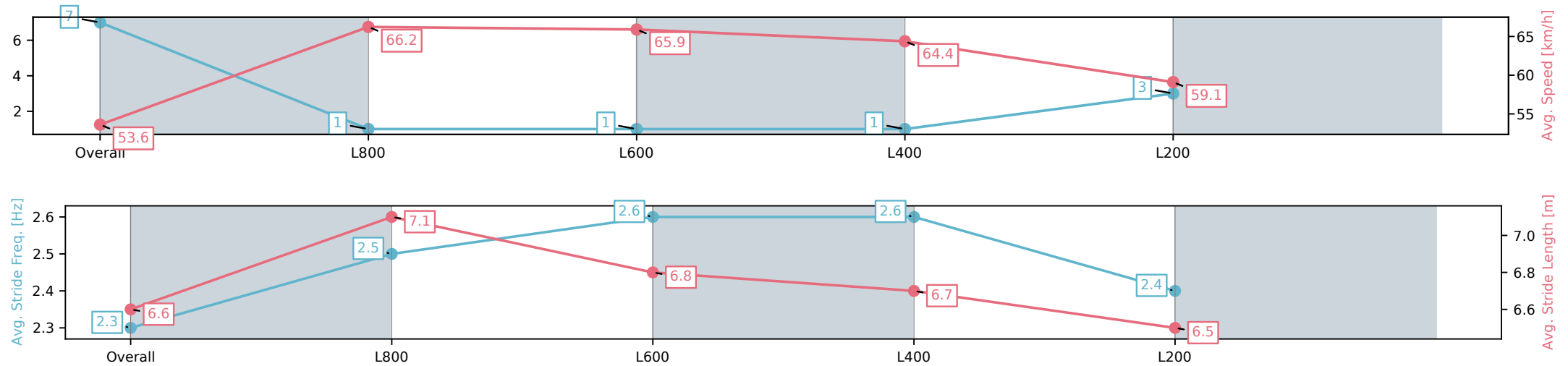
Race 1: Sportsbet Same Race Multi Handicap - 1000m

12 July 2025 - 11:42AM

Track Rating: Soft 5, Weather: Fine, Rail Position: +3m 1200m
Chute, True Remainder



Section	Overall	L800	L600	L400	L200
Section Times	0:58.88[7] (0:13.46)	0:45.42[1] (0:10.97)	0:34.45[1] (0:11.08)	0:23.37[1] (0:11.17)	0:12.20[3] (0:12.20)
Average Speed [km/h]	53.6	66.2	65.9	64.4	59.1
Top Speed [km/h]	66.2	66.6	66.2	65.3	62.4
Avg. Dist. to Rail [m]	6.7	4.1	3.0	4.4	5.6
Avg. Stride Freq. [Hz]	2.3	2.5	2.6	2.6	2.4
Avg. Stride Length [m]	6.6	7.1	6.8	6.7	6.5



[] Ranking at each section and finish
-:-:- No data available at this section
NA No data available

Horse/Jockey Name	TAGUIG/Rochelle Milnes
Finish Rank	8
Fastest Section Time (Section)	0:11.22 (L800)
Top Speed [km/h] (Section)	67.6 (Overall)
Race State	Finished



Thomas Farms Rc Murray Bridge-
Professional-2025-07-12

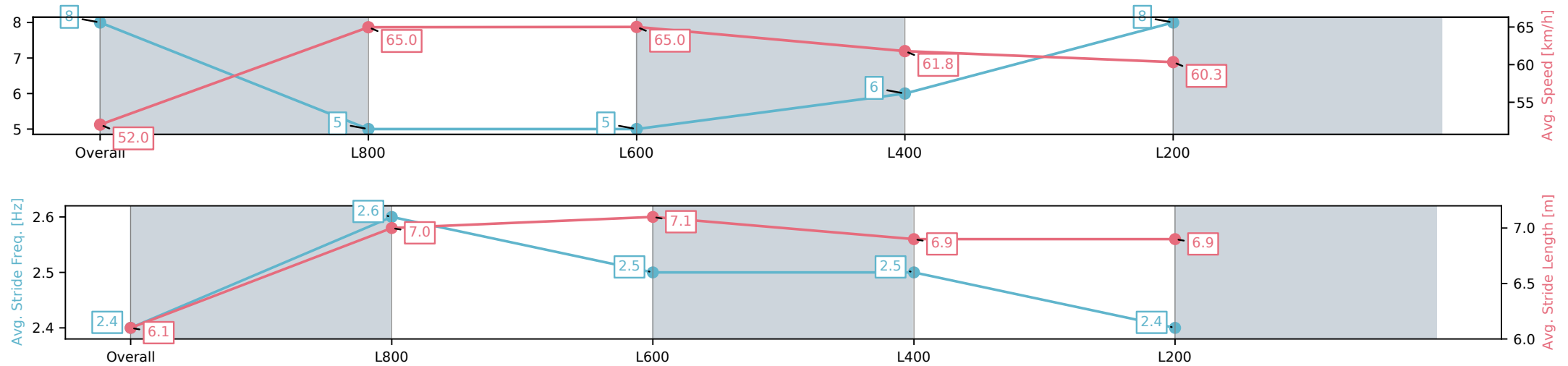
Race 1: Sportsbet Same Race Multi Handicap - 1000m

12 July 2025 - 11:42AM

Track Rating: Soft 5, Weather: Fine, Rail Position: +3m 1200m
Chute, True Remainder



Section	Overall	L800	L600	L400	L200
Section Times	0:59.93[8] (0:13.85)	0:46.08[5] (0:11.22)	0:34.86[5] (0:11.27)	0:23.59[6] (0:11.65)	0:11.94[8] (0:11.94)
Average Speed [km/h]	52.0	65.0	65.0	61.8	60.3
Top Speed [km/h]	65.8	67.6	65.4	64.1	61.2
Avg. Dist. to Rail [m]	3.0	4.1	3.8	5.1	5.3
Avg. Stride Freq. [Hz]	2.4	2.6	2.5	2.5	2.4
Avg. Stride Length [m]	6.1	7.0	7.1	6.9	6.9



- [] Ranking at each section and finish
- :-:- No data available at this section
- NA No data available