



Thomas Farms Rc Murray Bridge-Professional-2025-07-02

Race 8: Sportsbet Fast Form Rating 0 - 56 Handicap - 1200m

02 July 2025 - 4:18PM

Track Rating: Good 4, Weather: Fine, Rail Position: +7m 1200 Chute, +10m Remainder



Section Field Times							Overall	L1000	L800	L600	L400	L200		
							1:12.56 (0:14.50)	0:58.06 (0:10.80)	0:47.26 (0:11.17)	0:36.09 (0:11.64)	0:24.45 (0:11.96)	0:12.49 (0:12.49)		
Position	#	Horse/Jockey	Barrier	Top Speed [km/h]	Fastest Section	First 400m							Margin	Distance Travelled From Winner [m]
1	14	AMELIA VALENTINA	3	66.9	0:10.92	0:25.90	1:12.56	0:57.58 [9]	0:46.66 [8]	0:35.45 [8]	0:23.91 [7]	0:12.27 [4]	1:12.56	
		Jacob Opperman		1200-1000	1000-800		(0:14.98)	(0:10.92)	(0:11.21)	(0:11.54)	(0:11.64)	(0:12.27)		
2	6	JUSTICA'S BONUS	4	66.8	0:11.01	0:25.68	1:12.58	0:57.91 [4]	0:46.90 [4]	0:35.67 [5]	0:24.09 [5]	0:12.51 [2]	0.11L	+2
		Isaac Sit		1200-1000	1000-800		(0:14.67)	(0:11.01)	(0:11.23)	(0:11.57)	(0:11.57)	(0:12.51)		
2	7	OUR DIVINYL	2	68.4	0:10.75	0:25.28	1:12.58	0:58.04 [2]	0:47.29 [1]	0:36.12 [1]	0:24.47 [1]	0:12.51 [1]	0.11L	+2
		Felicity Atkinson		1200-1000	1000-800		(0:14.54)	(0:10.75)	(0:11.17)	(0:11.65)	(0:11.96)	(0:12.51)		
4	12	LOCA BELLA	18	67.7	0:10.96	0:25.87	1:12.68	0:57.77 [7]	0:46.81 [7]	0:35.73 [6]	0:24.21 [4]	0:12.37 [5]	0.74L	+6
		Jason Holder		1000-800	1000-800		(0:14.91)	(0:10.96)	(0:11.08)	(0:11.52)	(0:11.84)	(0:12.37)		
5	13	INTACTO	8	66.6	0:11.15	0:26.16	1:12.75	0:57.74 [10]	0:46.59 [11]	0:35.22 [12]	0:23.66 [12]	0:12.28 [6]	1.17L	+5
		Rochelle Milnes		1000-800	1000-800		(0:15.01)	(0:11.15)	(0:11.37)	(0:11.56)	(0:11.38)	(0:12.28)		
6	2	SUNDOGG	17	67.8	0:10.86	0:25.78	1:12.93	0:58.01 [8]	0:47.15 [5]	0:36.08 [4]	0:24.50 [3]	0:12.72 [3]	2.31L	+5
		Ben Price		1000-800	1000-800		(0:14.92)	(0:10.86)	(0:11.07)	(0:11.57)	(0:11.78)	(0:12.72)		
7	11	LADY SKYLLA	10	68.7	0:11.02	0:26.11	1:13.11	0:58.02 [11]	0:47.00 [10]	0:35.83 [10]	0:24.27 [9]	0:12.52 [8]	3.48L	+6
		Todd Pannell		1200-1000	1000-800		(0:15.09)	(0:11.02)	(0:11.17)	(0:11.56)	(0:11.75)	(0:12.52)		
8	9	TWO KAY KCLICK	11	68.0	0:11.07	0:26.28	1:13.31	0:58.12 [13]	0:47.02 [13]	0:35.95 [11]	0:24.40 [11]	0:12.70 [9]	4.71L	+7
		Caitlin Jones		1000-800	800-600		(0:15.19)	(0:11.10)	(0:11.07)	(0:11.55)	(0:11.70)	(0:12.70)		
9	1	SABERMETRIC	12	67.4	0:10.95	0:25.81	1:13.64	0:58.78 [5]	0:47.83 [6]	0:36.63 [7]	0:24.94 [8]	0:12.99 [10]	6.76L	+3
		Justin Potter		1000-800	1000-800		(0:14.86)	(0:10.95)	(0:11.20)	(0:11.69)	(0:11.95)	(0:12.99)		
10	10	BON HOMBRE	1	68.2	0:10.83	0:25.32	1:13.89	0:59.40 [1]	0:48.57 [2]	0:37.41 [2]	0:25.73 [2]	0:13.41 [7]	8.33L	+0
		Stacey Metcalfe		1200-1000	1000-800		(0:14.49)	(0:10.83)	(0:11.16)	(0:11.68)	(0:12.32)	(0:13.41)		

Scratched: Commander Meroo (#3), Deficit (#4), Vee Rod (#16), Sipsmith (#18)

Report Created: Wed 02 July 2025 17:05:33 GMT+10 (Note: Timing is based on positional data)

Page 1/16

[] Position in running at each section and finish
-:-:- No data available at this section
NA No data available
█ Background shading for fastest section

Saddle cloth number
DNF Did not finish
DNT Did not track



Thomas Farms Rc Murray Bridge-Professional-2025-07-02

Race 8: Sportsbet Fast Form Rating 0 - 56 Handicap - 1200m

02 July 2025 - 4:18PM

Track Rating: Good 4, Weather: Fine, Rail Position: +7m 1200 Chute, +10m Remainder



Section

Field Times

Overall

1:12.56

(0:14.50)

L1000

0:58.06

(0:10.80)

L800

0:47.26

(0:11.17)

L600

0:36.09

(0:11.64)

L400

0:24.45

(0:11.96)

L200

0:12.49

(0:12.49)

Position	#	Horse/Jockey	Barrier	Top Speed [km/h]	Fastest Section	First 400m	Overall	L1000	L800	L600	L400	L200	Margin	Distance Travelled From Winner [m]
11	17	TEQUILA SUNSET	7	66.2	0:11.06	0:25.95	1:13.97	0:59.08 [6]	0:48.02 [9]	0:36.70 [9]	0:25.07 [10]	0:13.11 [11]	8.84L	+4
		Caitlin Tootell		1200-1000	1000-800		(0:14.89)	(0:11.06)	(0:11.32)	(0:11.63)	(0:11.96)	(0:13.11)		
12	15	SUTADAMU	13	67.5	0:10.82	0:25.46	1:14.39	0:59.75 [3]	0:48.93 [3]	0:37.62 [3]	0:25.76 [6]	0:13.39 [12]	11.44L	+3
		Monika Wolanin		1200-1000	1000-800		(0:14.64)	(0:10.82)	(0:11.31)	(0:11.86)	(0:12.37)	(0:13.39)		
13	5	DYLAN'S LAD	6	68.7	0:10.71	0:27.00	1:16.30	1:00.01 [14]	0:49.30 [14]	0:37.94 [14]	0:26.20 [14]	0:13.72 [13]	23.4L	+0
		Brooke King		1200-1000	1000-800		(0:16.28)	(0:10.71)	(0:11.36)	(0:11.74)	(0:12.48)	(0:13.72)		
14	8	POLITICAL PROMISE	9	66.9	0:11.10	0:26.28	1:19.57	1:04.39 [12]	0:53.29 [12]	0:42.03 [13]	0:30.30 [13]	0:16.62 [14]	43.84L	+0
		Lachlan Neindorf		1000-800	1000-800		(0:15.18)	(0:11.10)	(0:11.26)	(0:11.73)	(0:13.68)	(0:16.62)		

Scratched: Commander Meroo (#3), Deficit (#4), Vee Rod (#16), Sipsmith (#18)

Horse/Jockey Name	AMELIA VALENTINA/Jacob Opperman
Finish Rank	1
Fastest Section Time (Section)	0:10.92 (L1000)
Top Speed [km/h] (Section)	66.9 (Overall)
Race State	Finished



Thomas Farms Rc Murray Bridge-
Professional-2025-07-02

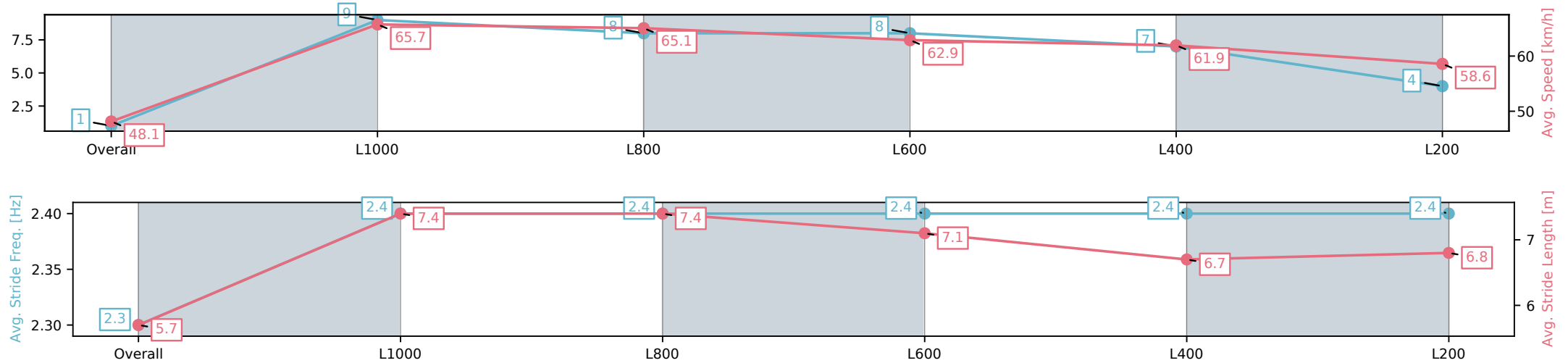
Race 8: Sportsbet Fast Form Rating 0 - 56 Handicap -
1200m

02 July 2025 - 4:18PM

Track Rating: Good 4, Weather: Fine, Rail Position: +7m 1200
Chute, +10m Remainder



Section	Overall	L1000	L800	L600	L400	L200
Section Times	1:12.56[1] (0:14.98)	0:57.58[9] (0:10.92)	0:46.66[8] (0:11.21)	0:35.45[8] (0:11.54)	0:23.91[7] (0:11.64)	0:12.27[4] (0:12.27)
Average Speed [km/h]	48.1	65.7	65.1	62.9	61.9	58.6
Top Speed [km/h]	64.3	66.9	66.7	63.9	65.1	61.8
Avg. Dist. to Rail [m]	2.4	1.7	3.1	1.8	5.7	6.0
Avg. Stride Freq. [Hz]	2.3	2.4	2.4	2.4	2.4	2.4
Avg. Stride Length [m]	5.7	7.4	7.4	7.1	6.7	6.8



[] Ranking at each section and finish
-:-:- No data available at this section
NA No data available

Horse/Jockey Name	JUSTICA'S BONUS/Isaac Sit
Finish Rank	2
Fastest Section Time (Section)	0:11.01 (L1000)
Top Speed [km/h] (Section)	66.8 (Overall)
Race State	Finished



Thomas Farms Rc Murray Bridge-
Professional-2025-07-02

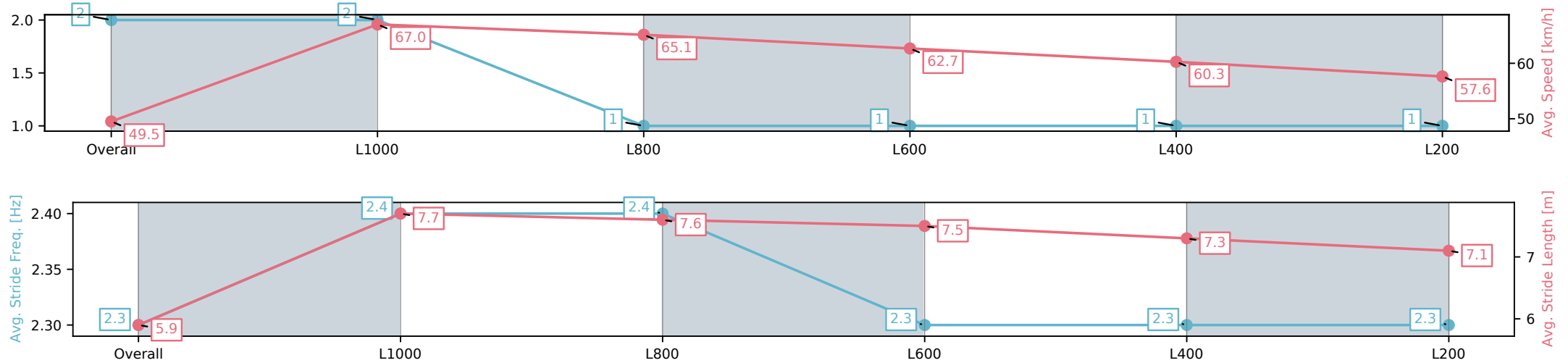
Race 8: Sportsbet Fast Form Rating 0 - 56 Handicap -
1200m

02 July 2025 - 4:18PM

Track Rating: Good 4, Weather: Fine, Rail Position: +7m 1200
Chute, +10m Remainder



Section	Overall	L1000	L800	L600	L400	L200
Section Times	1:12.58[2] (0:14.67)	0:57.91[4] (0:11.01)	0:46.90[4] (0:11.23)	0:35.67[5] (0:11.57)	0:24.09[5] (0:11.57)	0:12.51[2] (0:12.51)
Average Speed [km/h]	49.1	65.5	64.8	63.2	62.1	57.6
Top Speed [km/h]	65.0	66.8	66.2	64.9	63.8	59.9
Avg. Dist. to Rail [m]	2.3	0.7	3.5	4.2	7.0	7.5
Avg. Stride Freq. [Hz]	2.4	2.5	2.5	2.5	2.5	2.4
Avg. Stride Length [m]	5.7	7.3	7.1	7.2	7.0	6.7



[] Ranking at each section and finish
-:-:- No data available at this section
NA No data available

Horse/Jockey Name	OUR DIVINYL/Felicity Atkinson
Finish Rank	2
Fastest Section Time (Section)	0:10.75 (L1000)
Top Speed [km/h] (Section)	68.4 (Overall)
Race State	Finished



Thomas Farms Rc Murray Bridge-
Professional-2025-07-02

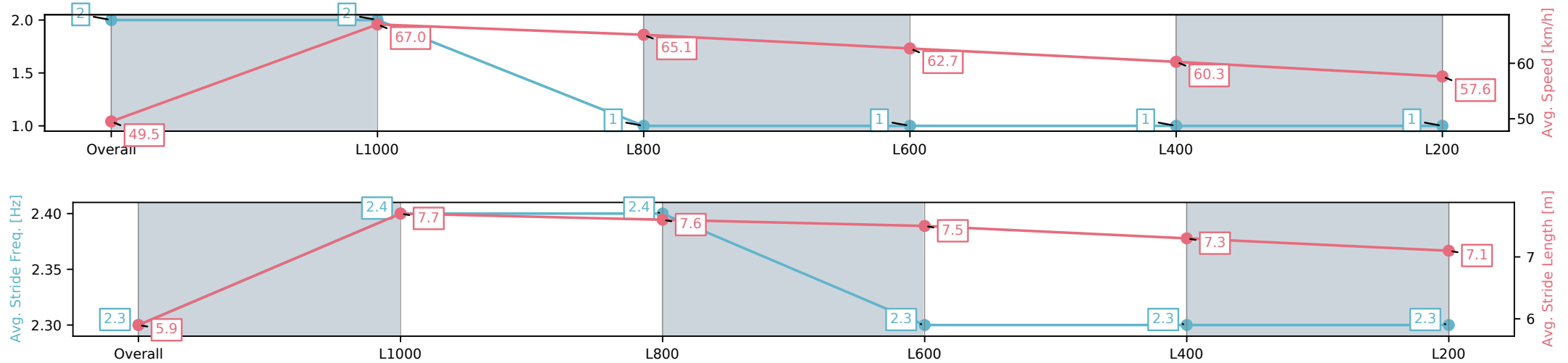
Race 8: Sportsbet Fast Form Rating 0 - 56 Handicap -
1200m

02 July 2025 - 4:18PM

Track Rating: Good 4, Weather: Fine, Rail Position: +7m 1200
Chute, +10m Remainder



Section	Overall	L1000	L800	L600	L400	L200
Section Times	1:12.58[2] (0:14.54)	0:58.04[2] (0:10.75)	0:47.29[1] (0:11.17)	0:36.12[1] (0:11.65)	0:24.47[1] (0:11.96)	0:12.51[1] (0:12.51)
Average Speed [km/h]	49.5	67.0	65.1	62.7	60.3	57.6
Top Speed [km/h]	65.6	68.4	67.3	64.3	62.2	58.8
Avg. Dist. to Rail [m]	1.8	1.1	3.1	3.8	5.6	5.9
Avg. Stride Freq. [Hz]	2.3	2.4	2.4	2.3	2.3	2.3
Avg. Stride Length [m]	5.9	7.7	7.6	7.5	7.3	7.1



[] Ranking at each section and finish
-:-:- No data available at this section
NA No data available

Horse/Jockey Name	LOCA BELLA/Jason Holder
Finish Rank	4
Fastest Section Time (Section)	0:10.96 (L1000)
Top Speed [km/h] (Section)	67.7 (L1000)
Race State	Finished



Thomas Farms Rc Murray Bridge-
Professional-2025-07-02

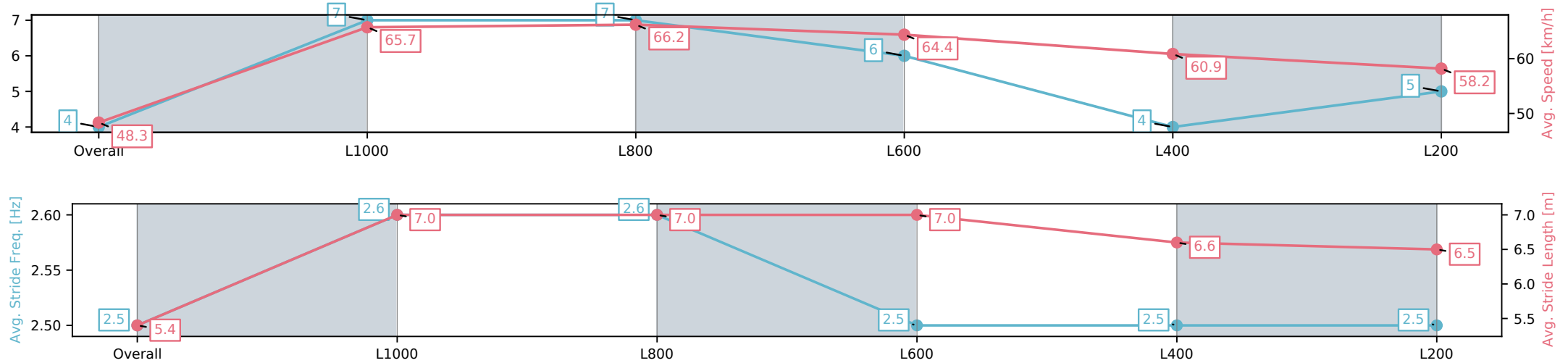
Race 8: Sportsbet Fast Form Rating 0 - 56 Handicap -
1200m

02 July 2025 - 4:18PM

Track Rating: Good 4, Weather: Fine, Rail Position: +7m 1200
Chute, +10m Remainder



Section	Overall	L1000	L800	L600	L400	L200
Section Times	1:12.68[4] (0:14.91)	0:57.77[7] (0:10.96)	0:46.81[7] (0:11.08)	0:35.73[6] (0:11.52)	0:24.21[4] (0:11.84)	0:12.37[5] (0:12.37)
Average Speed [km/h]	48.3	65.7	66.2	64.4	60.9	58.2
Top Speed [km/h]	64.9	67.1	67.7	65.5	64.0	60.1
Avg. Dist. to Rail [m]	10.5	3.2	5.3	7.8	13.2	10.8
Avg. Stride Freq. [Hz]	2.5	2.6	2.6	2.5	2.5	2.5
Avg. Stride Length [m]	5.4	7.0	7.0	7.0	6.6	6.5



[] Ranking at each section and finish
-:-:- No data available at this section
NA No data available

Horse/Jockey Name	INTACTO/Rochelle Milnes
Finish Rank	5
Fastest Section Time (Section)	0:11.15 (L1000)
Top Speed [km/h] (Section)	66.6 (L1000)
Race State	Finished



Thomas Farms Rc Murray Bridge-
Professional-2025-07-02

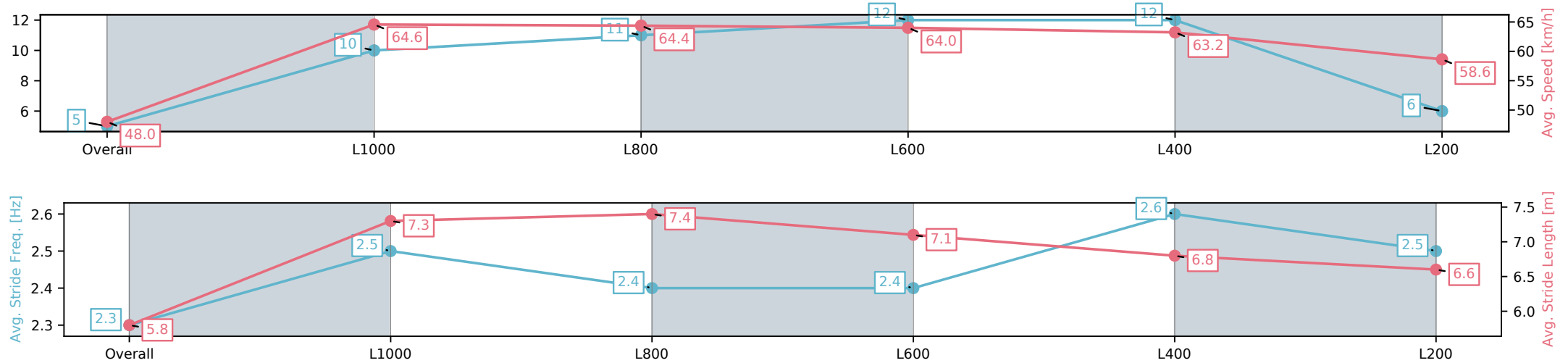
Race 8: Sportsbet Fast Form Rating 0 - 56 Handicap -
1200m

02 July 2025 - 4:18PM

Track Rating: Good 4, Weather: Fine, Rail Position: +7m 1200
Chute, +10m Remainder



Section	Overall	L1000	L800	L600	L400	L200
Section Times	1:12.75[5] (0:15.01)	0:57.74[10] (0:11.15)	0:46.59[11] (0:11.37)	0:35.22[12] (0:11.56)	0:23.66[12] (0:11.38)	0:12.28[6] (0:12.28)
Average Speed [km/h]	48.0	64.6	64.4	64.0	63.2	58.6
Top Speed [km/h]	63.9	66.5	66.6	65.1	65.5	61.1
Avg. Dist. to Rail [m]	3.8	0.9	4.4	6.8	10.6	10.5
Avg. Stride Freq. [Hz]	2.3	2.5	2.4	2.4	2.6	2.5
Avg. Stride Length [m]	5.8	7.3	7.4	7.1	6.8	6.6



Horse/Jockey Name	SUNDOGG/Ben Price
Finish Rank	6
Fastest Section Time (Section)	0:10.86 (L1000)
Top Speed [km/h] (Section)	67.8 (L1000)
Race State	Finished



Thomas Farms Rc Murray Bridge-
Professional-2025-07-02

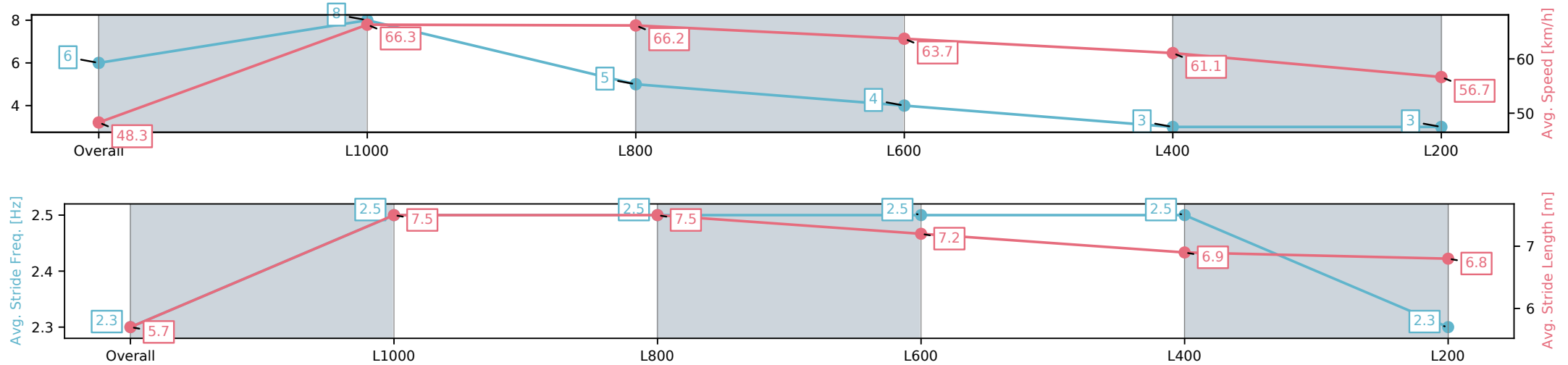
Race 8: Sportsbet Fast Form Rating 0 - 56 Handicap -
1200m

02 July 2025 - 4:18PM

Track Rating: Good 4, Weather: Fine, Rail Position: +7m 1200
Chute, +10m Remainder



Section	Overall	L1000	L800	L600	L400	L200
Section Times	1:12.93[6] (0:14.92)	0:58.01[8] (0:10.86)	0:47.15[5] (0:11.07)	0:36.08[4] (0:11.57)	0:24.50[3] (0:11.78)	0:12.72[3] (0:12.72)
Average Speed [km/h]	48.3	66.3	66.2	63.7	61.1	56.7
Top Speed [km/h]	65.0	67.5	67.8	64.6	63.7	59.4
Avg. Dist. to Rail [m]	9.9	2.8	4.9	6.2	8.4	9.6
Avg. Stride Freq. [Hz]	2.3	2.5	2.5	2.5	2.5	2.3
Avg. Stride Length [m]	5.7	7.5	7.5	7.2	6.9	6.8



[] Ranking at each section and finish
-:-:- No data available at this section
NA No data available

Horse/Jockey Name	LADY SKYLLA/Todd Pannell
Finish Rank	7
Fastest Section Time (Section)	0:11.02 (L1000)
Top Speed [km/h] (Section)	68.7 (Overall)
Race State	Finished



Thomas Farms Rc Murray Bridge-
Professional-2025-07-02

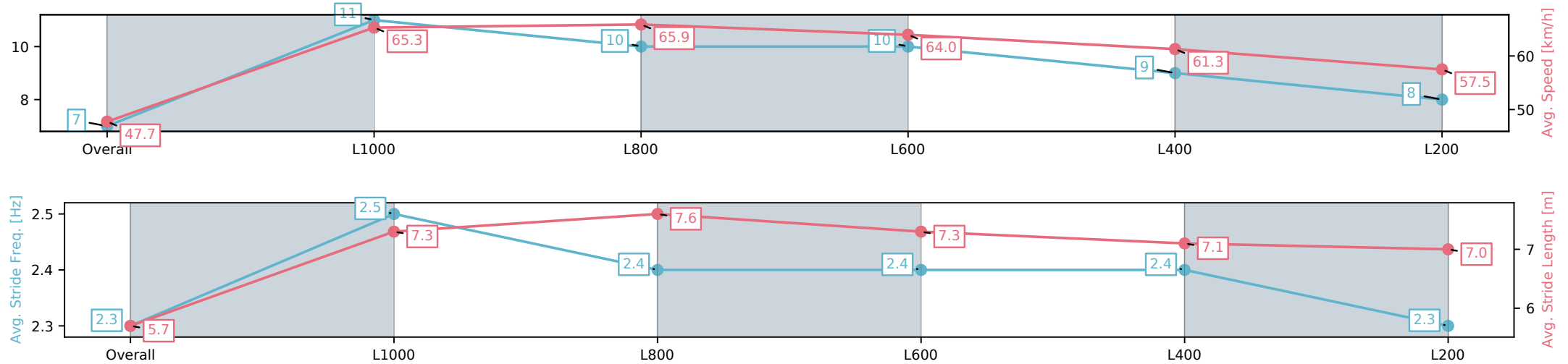
Race 8: Sportsbet Fast Form Rating 0 - 56 Handicap -
1200m

02 July 2025 - 4:18PM

Track Rating: Good 4, Weather: Fine, Rail Position: +7m 1200
Chute, +10m Remainder



Section	Overall	L1000	L800	L600	L400	L200
Section Times	1:13.11[7] (0:15.09)	0:58.02[11] (0:11.02)	0:47.00[10] (0:11.17)	0:35.83[10] (0:11.56)	0:24.27[9] (0:11.75)	0:12.52[8] (0:12.52)
Average Speed [km/h]	47.7	65.3	65.9	64.0	61.3	57.5
Top Speed [km/h]	62.8	68.7	68.2	67.1	63.8	60.0
Avg. Dist. to Rail [m]	6.4	3.8	6.1	6.5	8.5	9.2
Avg. Stride Freq. [Hz]	2.3	2.5	2.4	2.4	2.4	2.3
Avg. Stride Length [m]	5.7	7.3	7.6	7.3	7.1	7.0



[] Ranking at each section and finish
-:-:- No data available at this section
NA No data available

Horse/Jockey Name	TWO KAY KLICK/Caitlin Jones
Finish Rank	8
Fastest Section Time (Section)	0:11.07 (L800)
Top Speed [km/h] (Section)	68.0 (L1000)
Race State	Finished



Thomas Farms Rc Murray Bridge-
Professional-2025-07-02

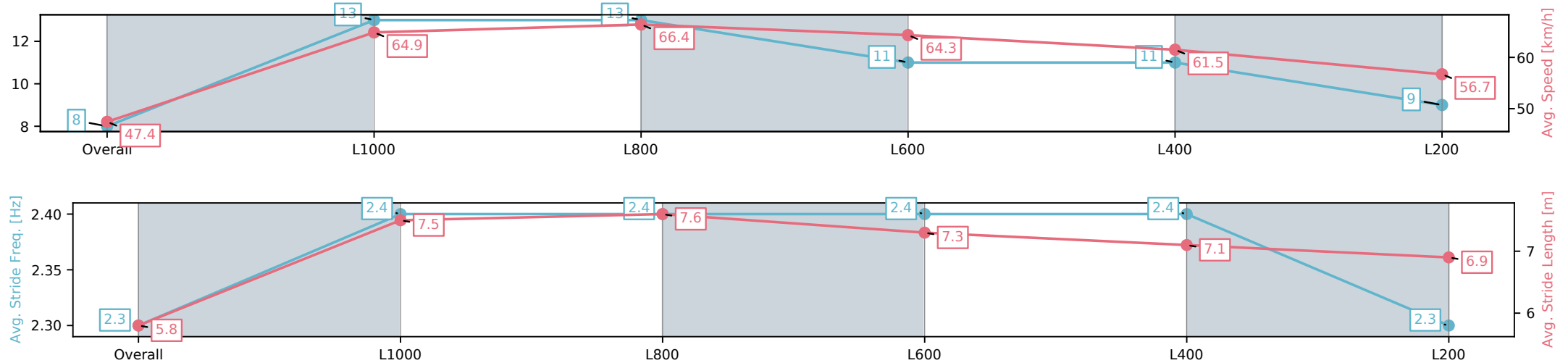
Race 8: Sportsbet Fast Form Rating 0 - 56 Handicap -
1200m

02 July 2025 - 4:18PM

Track Rating: Good 4, Weather: Fine, Rail Position: +7m 1200
Chute, +10m Remainder



Section	Overall	L1000	L800	L600	L400	L200
Section Times	1:13.31[8] (0:15.19)	0:58.12[13] (0:11.10)	0:47.02[13] (0:11.07)	0:35.95[11] (0:11.55)	0:24.40[11] (0:11.70)	0:12.70[9] (0:12.70)
Average Speed [km/h]	47.4	64.9	66.4	64.3	61.5	56.7
Top Speed [km/h]	64.1	66.3	68.0	66.5	63.7	59.5
Avg. Dist. to Rail [m]	6.8	3.3	5.9	7.9	10.9	11.0
Avg. Stride Freq. [Hz]	2.3	2.4	2.4	2.4	2.4	2.3
Avg. Stride Length [m]	5.8	7.5	7.6	7.3	7.1	6.9



[] Ranking at each section and finish
-:-:- No data available at this section
NA No data available

Horse/Jockey Name	SABERMETRIC/Justin Potter
Finish Rank	9
Fastest Section Time (Section)	0:10.95 (L1000)
Top Speed [km/h] (Section)	67.4 (L1000)
Race State	Finished



Thomas Farms Rc Murray Bridge-
Professional-2025-07-02

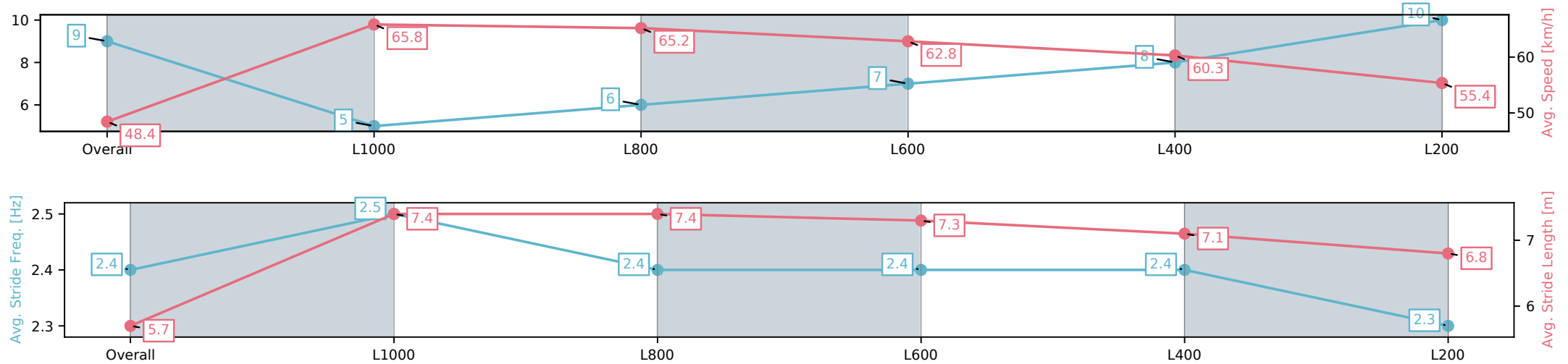
Race 8: Sportsbet Fast Form Rating 0 - 56 Handicap -
1200m

02 July 2025 - 4:18PM

Track Rating: Good 4, Weather: Fine, Rail Position: +7m 1200
Chute, +10m Remainder



Section	Overall	L1000	L800	L600	L400	L200
Section Times	1:13.64[9] (0:14.86)	0:58.78[5] (0:10.95)	0:47.83[6] (0:11.20)	0:36.63[7] (0:11.69)	0:24.94[8] (0:11.95)	0:12.99[10] (0:12.99)
Average Speed [km/h]	48.4	65.8	65.2	62.8	60.3	55.4
Top Speed [km/h]	65.0	67.3	67.4	63.4	63.0	58.2
Avg. Dist. to Rail [m]	6.8	1.0	4.4	4.7	6.6	6.9
Avg. Stride Freq. [Hz]	2.4	2.5	2.4	2.4	2.4	2.3
Avg. Stride Length [m]	5.7	7.4	7.4	7.3	7.1	6.8



[] Ranking at each section and finish
-:-:- No data available at this section
NA No data available

Horse/Jockey Name	BON HOMBRE/Stacey Metcalfe
Finish Rank	10
Fastest Section Time (Section)	0:10.83 (L1000)
Top Speed [km/h] (Section)	68.2 (Overall)
Race State	Finished



Thomas Farms Rc Murray Bridge-
Professional-2025-07-02

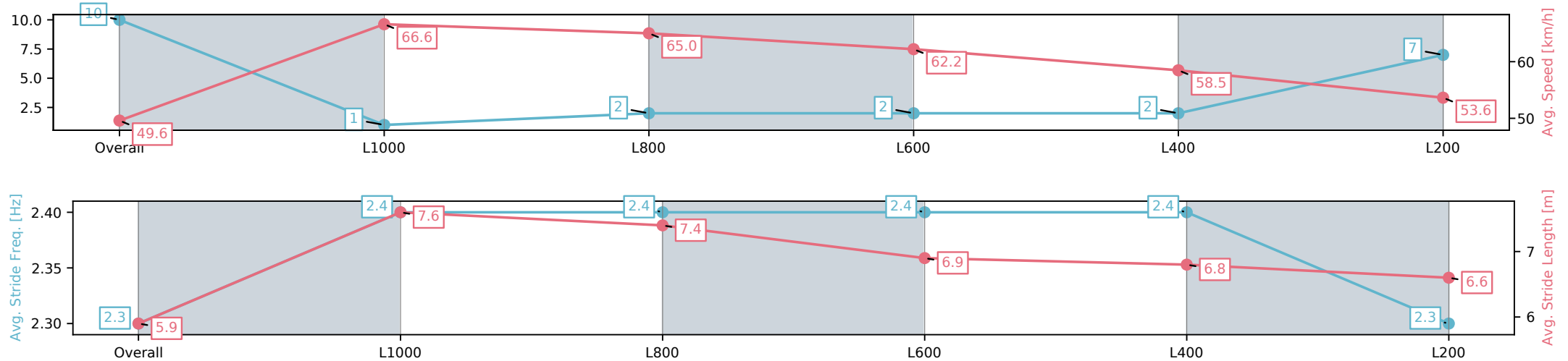
Race 8: Sportsbet Fast Form Rating 0 - 56 Handicap -
1200m

02 July 2025 - 4:18PM

Track Rating: Good 4, Weather: Fine, Rail Position: +7m 1200
Chute, +10m Remainder



Section	Overall	L1000	L800	L600	L400	L200
Section Times	1:13.89[10] (0:14.49)	0:59.40[1] (0:10.83)	0:48.57[2] (0:11.16)	0:37.41[2] (0:11.68)	0:25.73[2] (0:12.32)	0:13.41[7] (0:13.41)
Average Speed [km/h]	49.6	66.6	65.0	62.2	58.5	53.6
Top Speed [km/h]	66.0	68.2	67.7	63.5	62.2	55.6
Avg. Dist. to Rail [m]	2.3	2.3	2.0	2.2	4.5	4.3
Avg. Stride Freq. [Hz]	2.3	2.4	2.4	2.4	2.4	2.3
Avg. Stride Length [m]	5.9	7.6	7.4	6.9	6.8	6.6



[] Ranking at each section and finish
-:-:- No data available at this section
NA No data available

Horse/Jockey Name	TEQUILA SUNSET/Caitlin Tootell
Finish Rank	11
Fastest Section Time (Section)	0:11.06 (L1000)
Top Speed [km/h] (Section)	66.2 (Overall)
Race State	Finished



Thomas Farms Rc Murray Bridge-
Professional-2025-07-02

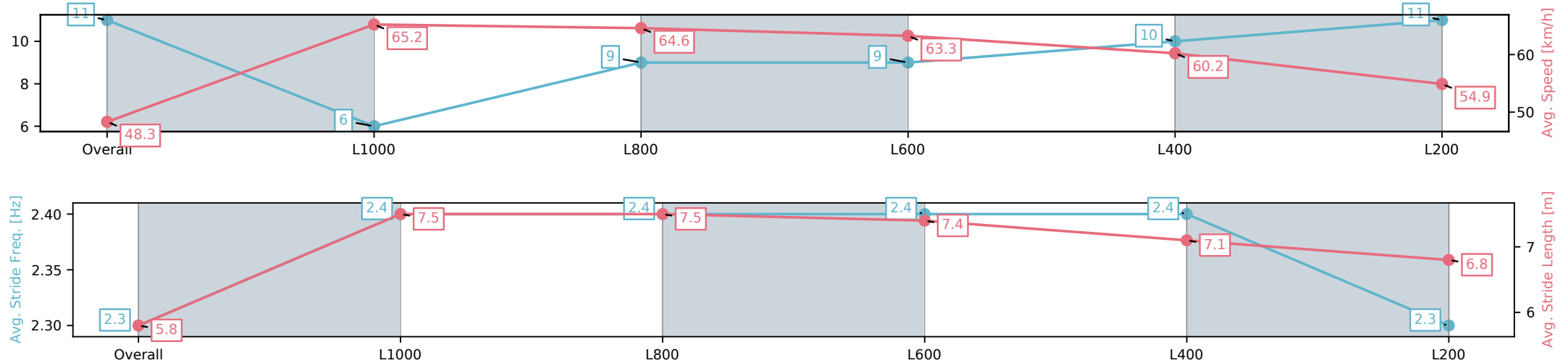
Race 8: Sportsbet Fast Form Rating 0 - 56 Handicap -
1200m

02 July 2025 - 4:18PM

Track Rating: Good 4, Weather: Fine, Rail Position: +7m 1200
Chute, +10m Remainder



Section	Overall	L1000	L800	L600	L400	L200
Section Times	1:13.97[11] (0:14.89)	0:59.08[6] (0:11.06)	0:48.02[9] (0:11.32)	0:36.70[9] (0:11.63)	0:25.07[10] (0:11.96)	0:13.11[11] (0:13.11)
Average Speed [km/h]	48.3	65.2	64.6	63.3	60.2	54.9
Top Speed [km/h]	63.5	66.2	66.1	64.5	64.2	58.7
Avg. Dist. to Rail [m]	3.4	0.4	4.2	5.5	6.6	6.5
Avg. Stride Freq. [Hz]	2.3	2.4	2.4	2.4	2.4	2.3
Avg. Stride Length [m]	5.8	7.5	7.5	7.4	7.1	6.8



[] Ranking at each section and finish
-:-:- No data available at this section
NA No data available

Horse/Jockey Name	SUTADAMU/Monika Wolanin
Finish Rank	12
Fastest Section Time (Section)	0:10.82 (L1000)
Top Speed [km/h] (Section)	67.5 (Overall)
Race State	Finished



Thomas Farms Rc Murray Bridge-
Professional-2025-07-02

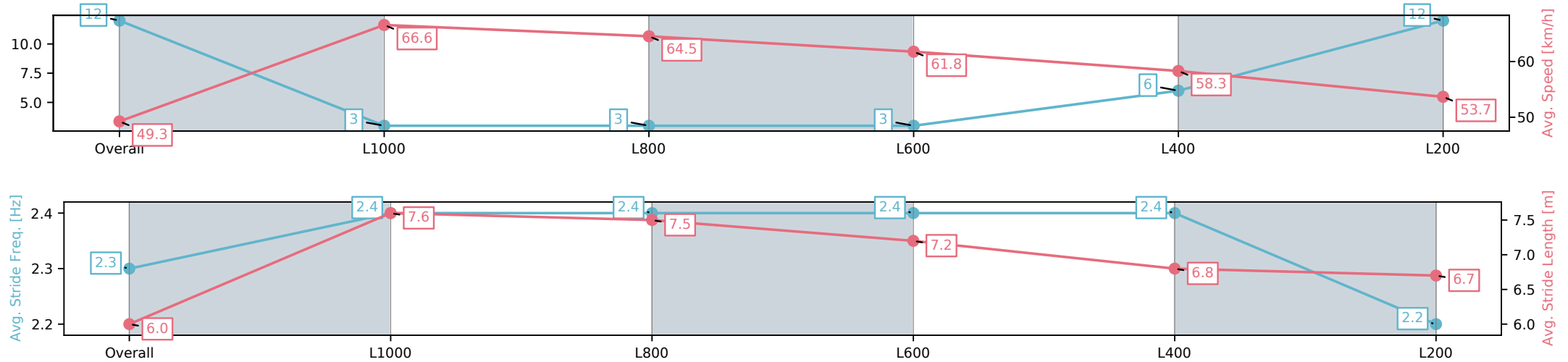
Race 8: Sportsbet Fast Form Rating 0 - 56 Handicap -
1200m

02 July 2025 - 4:18PM

Track Rating: Good 4, Weather: Fine, Rail Position: +7m 1200
Chute, +10m Remainder



Section	Overall	L1000	L800	L600	L400	L200
Section Times	1:14.39[12] (0:14.64)	0:59.75[3] (0:10.82)	0:48.93[3] (0:11.31)	0:37.62[3] (0:11.86)	0:25.76[6] (0:12.37)	0:13.39[12] (0:13.39)
Average Speed [km/h]	49.3	66.6	64.5	61.8	58.3	53.7
Top Speed [km/h]	67.3	67.5	66.9	64.4	61.5	56.3
Avg. Dist. to Rail [m]	8.4	1.7	4.3	4.5	8.3	8.3
Avg. Stride Freq. [Hz]	2.3	2.4	2.4	2.4	2.4	2.2
Avg. Stride Length [m]	6.0	7.6	7.5	7.2	6.8	6.7



[] Ranking at each section and finish
-:-:- No data available at this section
NA No data available

Horse/Jockey Name	DYLAN'S LAD/Brooke King
Finish Rank	13
Fastest Section Time (Section)	0:10.71 (L1000)
Top Speed [km/h] (Section)	68.7 (Overall)
Race State	Finished



Thomas Farms Rc Murray Bridge-
Professional-2025-07-02

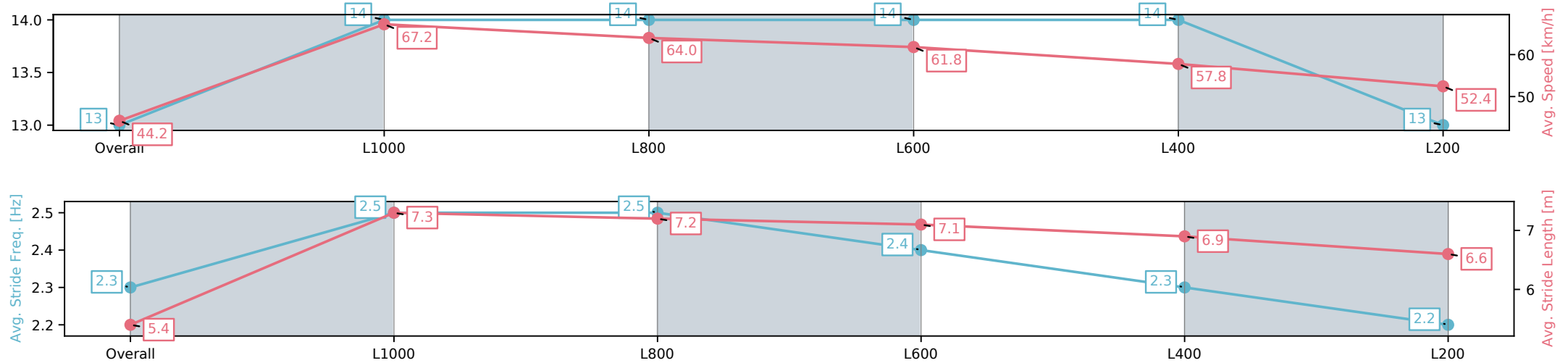
Race 8: Sportsbet Fast Form Rating 0 - 56 Handicap -
1200m

02 July 2025 - 4:18PM

Track Rating: Good 4, Weather: Fine, Rail Position: +7m 1200
Chute, +10m Remainder



Section	Overall	L1000	L800	L600	L400	L200
Section Times	1:16.30[13] (0:16.28)	1:00.01[14] (0:10.71)	0:49.30[14] (0:11.36)	0:37.94[14] (0:11.74)	0:26.20[14] (0:12.48)	0:13.72[13] (0:13.72)
Average Speed [km/h]	44.2	67.2	64.0	61.8	57.8	52.4
Top Speed [km/h]	68.7	68.4	67.1	63.6	60.8	54.9
Avg. Dist. to Rail [m]	2.6	2.2	2.5	2.3	4.3	4.1
Avg. Stride Freq. [Hz]	2.3	2.5	2.5	2.4	2.3	2.2
Avg. Stride Length [m]	5.4	7.3	7.2	7.1	6.9	6.6



[] Ranking at each section and finish
-:-:- No data available at this section
NA No data available

Horse/Jockey Name	POLITICAL PROMISE/Lachlan Neindorf
Finish Rank	14
Fastest Section Time (Section)	0:11.10 (L1000)
Top Speed [km/h] (Section)	66.9 (L1000)
Race State	Finished



Thomas Farms Rc Murray Bridge-
Professional-2025-07-02

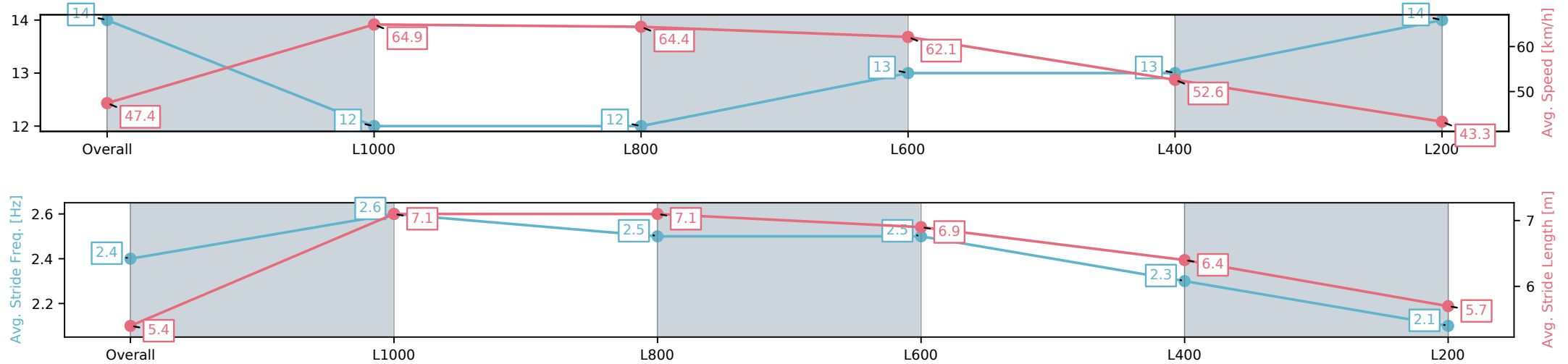
Race 8: Sportsbet Fast Form Rating 0 - 56 Handicap -
1200m

02 July 2025 - 4:18PM

Track Rating: Good 4, Weather: Fine, Rail Position: +7m 1200
Chute, +10m Remainder



Section	Overall	L1000	L800	L600	L400	L200
Section Times	1:19.57[14] (0:15.18)	1:04.39[12] (0:11.10)	0:53.29[12] (0:11.26)	0:42.03[13] (0:11.73)	0:30.30[13] (0:13.68)	0:16.62[14] (0:16.62)
Average Speed [km/h]	47.4	64.9	64.4	62.1	52.6	43.3
Top Speed [km/h]	64.8	66.5	66.9	63.3	61.5	47.4
Avg. Dist. to Rail [m]	3.7	1.3	1.7	3.4	5.7	6.3
Avg. Stride Freq. [Hz]	2.4	2.6	2.5	2.5	2.3	2.1
Avg. Stride Length [m]	5.4	7.1	7.1	6.9	6.4	5.7



[] Ranking at each section and finish
-:-:- No data available at this section
NA No data available