



RACINGSA

# Thomas Farms Rc Murray Bridge-Professional-2025-07-02

Race 7: Gold Cup 11th Oct - Early Bird Book Now Benchmark 56 Handicap - 1400m

02 July 2025 - 3:40PM

Track Rating: Good 4, Weather: Fine, Rail Position: +7m 1200 Chute, +10m Remainder



Murray Bridge  
Racing Club

## Section

## Field Times

Section							Overall	L1200	L1000	L800	L600	L400		
Field Times							1:26.79 (0:15.22)	1:11.56 (0:11.04)	1:00.53 (0:11.82)	0:48.70 (0:12.04)	0:36.66 (0:11.91)	0:24.75 (0:12.05)		
Position	#	Horse/Jockey	Barrier	Top Speed [km/h]	Fastest Section	First 400m								Distance Travelled From Winner [m]
1	11	HYSTERICAL LADY	6	64.7	0:11.41	0:27.40	1:26.79	1:10.80 [10]	0:59.39 [10]	0:47.72 [11]	0:35.89 [12]	0:23.88 [12]		
		Lachlan Neindorf		1400-1200	1200-1000		(0:15.99)	(0:11.41)	(0:11.67)	(0:11.83)	(0:12.01)	(0:11.73)		
2	1	BIT OF A REBEL	13	64.9	0:11.24	0:26.80	1:26.95	1:11.39 [4]	1:00.15 [4]	0:48.58 [4]	0:36.69 [2]	0:24.70 [2]		+3
		Sophie Potter		1400-1200	1200-1000		(0:15.56)	(0:11.24)	(0:11.56)	(0:11.89)	(0:11.99)	(0:12.05)		
3	3	WE'VE GOTTA DEEL	11	64.3	0:11.36	0:27.22	1:27.08	1:11.22 [8]	0:59.86 [8]	0:48.31 [7]	0:36.59 [6]	0:24.72 [4]		-2
		Polly Brewster		1200-1000	1200-1000		(0:15.86)	(0:11.36)	(0:11.55)	(0:11.72)	(0:11.87)	(0:12.03)		
4	12	SCANDALIST	3	66.6	0:11.04	0:26.26	1:27.09	1:11.87 [1]	1:00.83 [1]	0:49.01 [1]	0:36.97 [1]	0:25.06 [1]		+3
		Jacob Opperman		1400-1200	1200-1000		(0:15.22)	(0:11.04)	(0:11.82)	(0:12.04)	(0:11.91)	(0:12.06)		
5	7	WHISKEY 'N' WOMEN	12	64.9	0:11.34	0:27.32	1:27.12	1:11.14 [9]	0:59.80 [9]	0:48.22 [9]	0:36.31 [10]	0:24.45 [8]		+4
		Zoe Lloyd		1400-1200	1200-1000		(0:15.98)	(0:11.34)	(0:11.57)	(0:11.91)	(0:11.86)	(0:11.86)		
6	9	DRAGONFACE	1	66.3	0:11.24	0:26.83	1:27.28	1:11.69 [5]	1:00.45 [5]	0:48.84 [5]	0:36.84 [5]	0:24.72 [5]		-3
		Caitlin Tootell		1400-1200	1200-1000		(0:15.59)	(0:11.24)	(0:11.61)	(0:12.00)	(0:12.12)	(0:12.11)		
7	10	MY CRACKLING	7	64.2	0:11.43	0:27.18	1:27.30	1:11.55 [7]	1:00.12 [7]	0:48.42 [8]	0:36.63 [8]	0:24.63 [9]		+5
		Caitlin Jones		1400-1200	1200-1000		(0:15.75)	(0:11.43)	(0:11.70)	(0:11.79)	(0:12.00)	(0:11.87)		
8	14	FOX DUNNETT	4	63.8	0:11.47	0:27.14	1:27.37	1:11.70 [6]	1:00.23 [6]	0:48.62 [6]	0:36.70 [9]	0:24.71 [7]		-3
		Justin Potter		1400-1200	1200-1000		(0:15.67)	(0:11.47)	(0:11.61)	(0:11.92)	(0:11.99)	(0:11.94)		
9	5	HASTA LA CHILLY	2	65.7	0:11.14	0:26.51	1:27.43	1:12.06 [2]	1:00.92 [2]	0:49.18 [2]	0:37.16 [3]	0:25.10 [3]		-3
		Kate Walters		1400-1200	1200-1000		(0:15.37)	(0:11.14)	(0:11.74)	(0:12.02)	(0:12.06)	(0:12.23)		
10	8	TESTA DEXTA	14	65.7	0:11.32	0:27.51	1:27.54	1:11.35 [11]	1:00.03 [11]	0:48.46 [12]	0:36.69 [11]	0:24.80 [10]		-7
		Stephanie Lacy		1400-1200	1200-1000		(0:16.19)	(0:11.32)	(0:11.56)	(0:11.77)	(0:11.89)	(0:12.01)		

Scratched: Esky (#4), Bubble Over (#6), Fight For Freedom (#16), Moss the Boss (#17)

Report Created: Wed 02 July 2025 16:25:06 GMT+10 (Note: Timing is based on positional data)

Page 1/17

[ ] Position in running at each section and finish  
-:-:- No data available at this section  
NA No data available  
■ Background shading for fastest section

# Saddle cloth number  
DNF Did not finish  
DNT Did not track

data processed by  TRIPLESDATA



# Thomas Farms Rc Murray Bridge-Professional-2025-07-02

Race 7: Gold Cup 11th Oct - Early Bird Book Now Benchmark 56 Handicap - 1400m

02 July 2025 - 3:40PM

Track Rating: Good 4, Weather: Fine, Rail Position: +7m 1200 Chute, +10m Remainder



## Section

## Field Times

Overall  
1:26.79  
(0:15.22)

L1200  
1:11.56  
(0:11.04)

L1000  
1:00.53  
(0:11.82)

L800  
0:48.70  
(0:12.04)

L600  
0:36.66  
(0:11.91)

L400  
0:24.75  
(0:12.05)

Position	#	Horse/Jockey	Barrier	Top Speed [km/h]	Fastest Section	First 400m								Distance Travelled From Winner [m]
11	13	CHARM SLINGA	17	64.7	0:11.34	0:27.83	1:27.77	1:11.28 [13]	0:59.94 [13]	0:48.48 [13]	0:36.76 [13]	0:24.83 [13]		-3
		Ben Price		1400-1200	1200-1000		(0:16.49)	(0:11.34)	(0:11.46)	(0:11.72)	(0:11.93)	(0:12.07)		
12	15	FLIGHT DECK	8	65.5	0:11.21	0:26.63	1:28.16	1:12.74 [3]	1:01.53 [3]	0:49.81 [3]	0:37.77 [4]	0:25.60 [5]		+1
		Stacey Metcalfe		1400-1200	1200-1000		(0:15.42)	(0:11.21)	(0:11.72)	(0:12.04)	(0:12.17)	(0:12.41)		
13	2	SANDSATION	16	65.7	0:11.21	0:27.52	1:28.46	1:12.15 [12]	1:00.94 [12]	0:49.48 [10]	0:37.81 [7]	0:25.59 [11]		+9
		Alyssa Webb		1200-1000	1200-1000		(0:16.31)	(0:11.21)	(0:11.46)	(0:11.67)	(0:12.22)	(0:12.43)		

Scratched: Esky (#4), Bubble Over (#6), Fight For Freedom (#16), Moss the Boss (#17)



RACINGSA

# Thomas Farms Rc Murray Bridge-Professional-2025-07-02

Race 7: Gold Cup 11th Oct - Early Bird Book Now Benchmark 56 Handicap - 1400m

02 July 2025 - 3:40PM

Track Rating: Good 4, Weather: Fine, Rail Position: +7m 1200 Chute, +10m Remainder



Murray Bridge  
Racing Club

Section  
Field Times

L200  
0:12.70  
(0:12.70)

Position	#	Horse/Jockey	Barrier	Top Speed [km/h]	Fastest Section	First 400m	Margin							Distance Travelled From Winner [m]
1	11	HYSTERICAL LADY	6	64.7	0:11.41	0:27.40	0:12.15 [8]	1:26.79						
		Lachlan Neindorf		1400-1200	1200-1000		(0:12.15)							
2	1	BIT OF A REBEL	13	64.9	0:11.24	0:26.80	0:12.65 [2]	1.07L						+3
		Sophie Potter		1400-1200	1200-1000		(0:12.65)							
3	3	WE'VE GOTTA DEEL	11	64.3	0:11.36	0:27.22	0:12.69 [3]	1.96L						-2
		Polly Brewster		1200-1000	1200-1000		(0:12.69)							
4	12	SCANDALIST	3	66.6	0:11.04	0:26.26	0:13.00 [1]	2.02L						+3
		Jacob Opperman		1400-1200	1200-1000		(0:13.00)							
5	7	WHISKEY 'N' WOMEN	12	64.9	0:11.34	0:27.32	0:12.59 [4]	2.22L						+4
		Zoe Lloyd		1400-1200	1200-1000		(0:12.59)							
6	9	DRAGONFACE	1	66.3	0:11.24	0:26.83	0:12.61 [9]	3.26L						-3
		Caitlin Tootell		1400-1200	1200-1000		(0:12.61)							
7	10	MY CRACKLING	7	64.2	0:11.43	0:27.18	0:12.76 [5]	3.4L						+5
		Caitlin Jones		1400-1200	1200-1000		(0:12.76)							
8	14	FOX DUNNETT	4	63.8	0:11.47	0:27.14	0:12.77 [7]	3.93L						-3
		Justin Potter		1400-1200	1200-1000		(0:12.77)							
9	5	HASTA LA CHILLY	2	65.7	0:11.14	0:26.51	0:12.87 [6]	4.27L						-3
		Kate Walters		1400-1200	1200-1000		(0:12.87)							
10	8	TESTA DEXTA	14	65.7	0:11.32	0:27.51	0:12.79 [10]	5.06L						-7
		Stephanie Lacy		1400-1200	1200-1000		(0:12.79)							

Scratched: Esky (#4), Bubble Over (#6), Fight For Freedom (#16), Moss the Boss (#17)

Report Created: Wed 02 July 2025 16:25:06 GMT+10 (Note: Timing is based on positional data)

Page 3/17

[ ] Position in running at each section and finish  
-:-:- No data available at this section  
NA No data available  
■ Background shading for fastest section

# Saddle cloth number  
DNF Did not finish  
DNT Did not track

data processed by  TRIPLESDATA



# Thomas Farms Rc Murray Bridge-Professional-2025-07-02

Race 7: Gold Cup 11th Oct - Early Bird Book Now Benchmark 56 Handicap - 1400m

02 July 2025 - 3:40PM

Track Rating: Good 4, Weather: Fine, Rail Position: +7m 1200 Chute, +10m Remainder



## Section Field Times

L200  
0:12.70  
(0:12.70)

Position	#	Horse/Jockey	Barrier	Top Speed [km/h]	Fastest Section	First 400m	Margin	Distance Travelled From Winner [m]						
11	13	CHARM SLINGA	17	64.7	0:11.34	0:27.83	0:12.76 [12]	6.63L						-3
		Ben Price		1400-1200	1200-1000		(0:12.76)							
12	15	FLIGHT DECK	8	65.5	0:11.21	0:26.63	0:13.19 [11]	9.21L						+1
		Stacey Metcalfe		1400-1200	1200-1000		(0:13.19)							
13	2	SANDSATION	16	65.7	0:11.21	0:27.52	0:13.16 [13]	11.25L						+9
		Alyssa Webb		1200-1000	1200-1000		(0:13.16)							

Scratched: Esky (#4), Bubble Over (#6), Fight For Freedom (#16), Moss the Boss (#17)

Horse/Jockey Name	HYSTERICAL LADY/Lachlan Neindorf
Finish Rank	1
Fastest Section Time (Section)	0:11.41 (L1200)
Top Speed [km/h] (Section)	64.7 (Overall)
Race State	Finished



Thomas Farms Rc Murray Bridge-  
Professional-2025-07-02

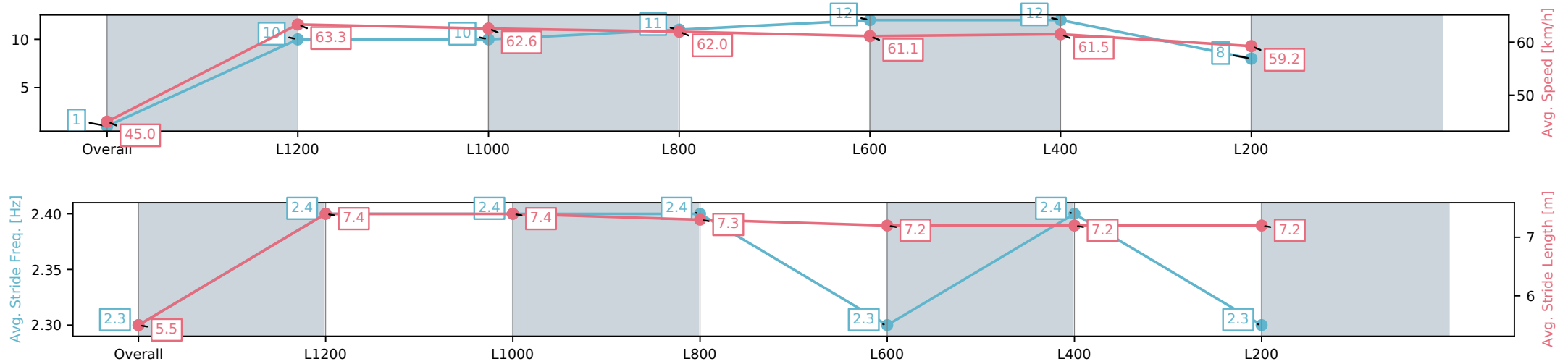
Race 7: Gold Cup 11th Oct - Early Bird Book Now  
Benchmark 56 Handicap - 1400m

02 July 2025 - 3:40PM

Track Rating: Good 4, Weather: Fine, Rail Position: +7m 1200  
Chute, +10m Remainder



Section	Overall	L1200	L1000	L800	L600	L400	L200
Section Times	1:26.79[1] (0:15.99)	1:10.80[10] (0:11.41)	0:59.39[10] (0:11.67)	0:47.72[11] (0:11.83)	0:35.89[12] (0:12.01)	0:23.88[12] (0:11.73)	0:12.15[8] (0:12.15)
Average Speed [km/h]	45.0	63.3	62.6	62.0	61.1	61.5	59.2
Top Speed [km/h]	64.0	64.7	64.0	62.8	62.9	63.1	60.4
Avg. Dist. to Rail [m]	6.6	2.5	3.0	3.5	5.2	7.5	7.3
Avg. Stride Freq. [Hz]	2.3	2.4	2.4	2.4	2.3	2.4	2.3
Avg. Stride Length [m]	5.5	7.4	7.4	7.3	7.2	7.2	7.2



[ ] Ranking at each section and finish  
-:-:- No data available at this section  
NA No data available

Horse/Jockey Name	BIT OF A REBEL/Sophie Potter
Finish Rank	2
Fastest Section Time (Section)	0:11.24 (L1200)
Top Speed [km/h] (Section)	64.9 (Overall)
Race State	Finished



Thomas Farms Rc Murray Bridge-  
Professional-2025-07-02

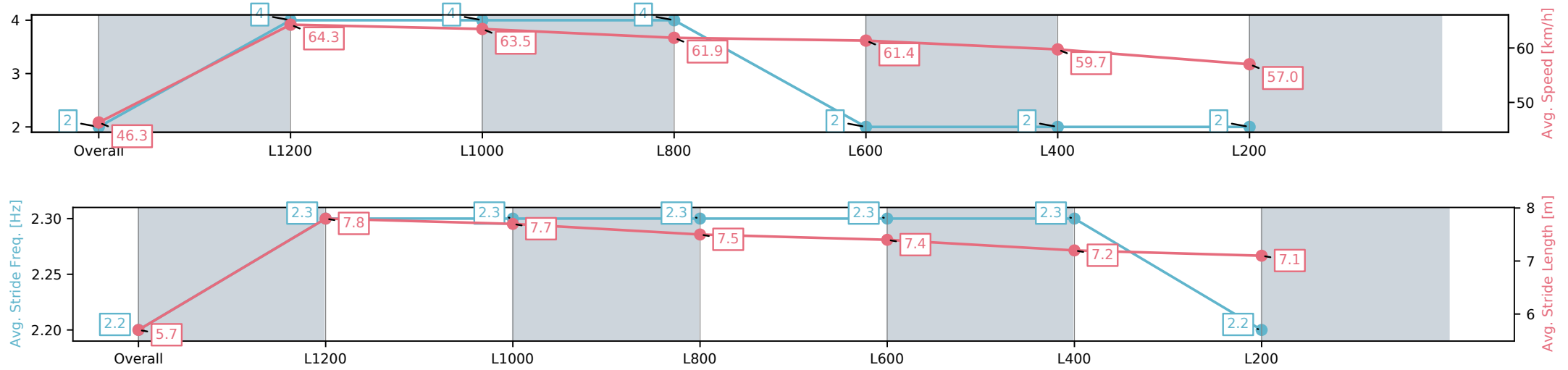
Race 7: Gold Cup 11th Oct - Early Bird Book Now  
Benchmark 56 Handicap - 1400m

02 July 2025 - 3:40PM

Track Rating: Good 4, Weather: Fine, Rail Position: +7m 1200  
Chute, +10m Remainder



Section	Overall	L1200	L1000	L800	L600	L400	L200
Section Times	1:26.95[2] (0:15.56)	1:11.39[4] (0:11.24)	1:00.15[4] (0:11.56)	0:48.58[4] (0:11.89)	0:36.69[2] (0:11.99)	0:24.70[2] (0:12.05)	0:12.65[2] (0:12.65)
Average Speed [km/h]	46.3	64.3	63.5	61.9	61.4	59.7	57.0
Top Speed [km/h]	64.1	64.9	64.4	63.0	62.1	61.9	58.8
Avg. Dist. to Rail [m]	9.1	3.0	4.0	4.5	5.5	7.3	7.4
Avg. Stride Freq. [Hz]	2.2	2.3	2.3	2.3	2.3	2.3	2.2
Avg. Stride Length [m]	5.7	7.8	7.7	7.5	7.4	7.2	7.1



- [ ] Ranking at each section and finish
- :-:- No data available at this section
- NA No data available

Horse/Jockey Name	WE'VE GOTTA DEEL/Polly Brewster
Finish Rank	3
Fastest Section Time (Section)	0:11.36 (L1200)
Top Speed [km/h] (Section)	64.3 (L1200)
Race State	Finished



Thomas Farms Rc Murray Bridge-  
Professional-2025-07-02

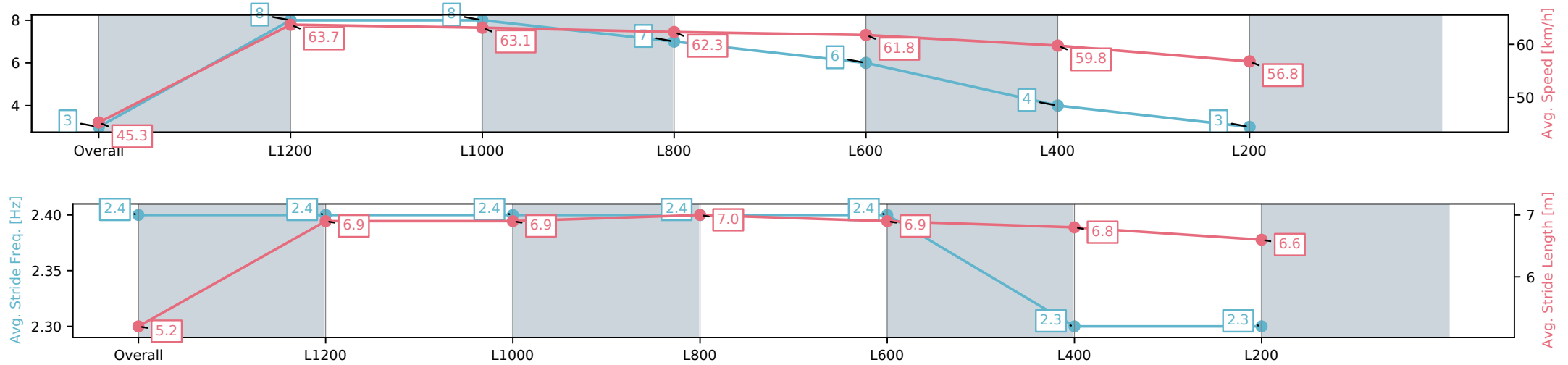
Race 7: Gold Cup 11th Oct - Early Bird Book Now  
Benchmark 56 Handicap - 1400m

02 July 2025 - 3:40PM

Track Rating: Good 4, Weather: Fine, Rail Position: +7m 1200  
Chute, +10m Remainder



Section	Overall	L1200	L1000	L800	L600	L400	L200
Section Times	1:27.08[3] (0:15.86)	1:11.22[8] (0:11.36)	0:59.86[8] (0:11.55)	0:48.31[7] (0:11.72)	0:36.59[6] (0:11.87)	0:24.72[4] (0:12.03)	0:12.69[3] (0:12.69)
Average Speed [km/h]	45.3	63.7	63.1	62.3	61.8	59.8	56.8
Top Speed [km/h]	64.0	64.0	64.3	63.2	62.2	62.2	58.3
Avg. Dist. to Rail [m]	8.5	3.5	2.4	2.5	5.0	7.6	8.7
Avg. Stride Freq. [Hz]	2.4	2.4	2.4	2.4	2.4	2.3	2.3
Avg. Stride Length [m]	5.2	6.9	6.9	6.9	7.0	6.9	6.6



[ ] Ranking at each section and finish  
-:-:- No data available at this section  
NA No data available

Horse/Jockey Name	SCANDALIST/Jacob Opperman
Finish Rank	4
Fastest Section Time (Section)	0:11.04 (L1200)
Top Speed [km/h] (Section)	66.6 (Overall)
Race State	Finished



Thomas Farms Rc Murray Bridge-  
Professional-2025-07-02

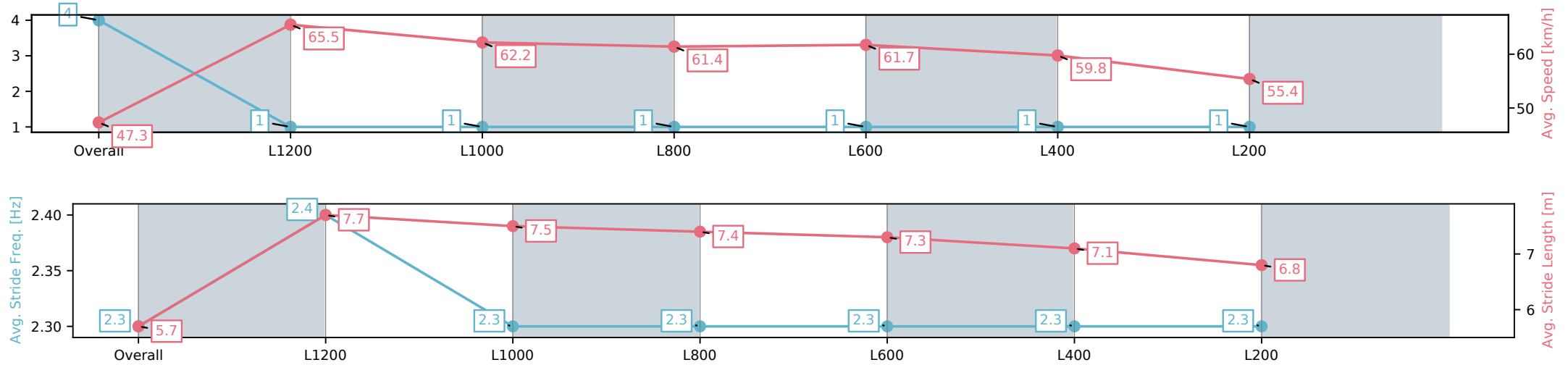
Race 7: Gold Cup 11th Oct - Early Bird Book Now  
Benchmark 56 Handicap - 1400m



02 July 2025 - 3:40PM

Track Rating: Good 4, Weather: Fine, Rail Position: +7m 1200  
Chute, +10m Remainder

Section	Overall	L1200	L1000	L800	L600	L400	L200
Section Times	1:27.09[4] (0:15.22)	1:11.87[1] (0:11.04)	1:00.83[1] (0:11.82)	0:49.01[1] (0:12.04)	0:36.97[1] (0:11.91)	0:25.06[1] (0:12.06)	0:13.00[1] (0:13.00)
Average Speed [km/h]	47.3	65.5	62.2	61.4	61.7	59.8	55.4
Top Speed [km/h]	66.3	66.6	63.5	61.8	62.8	62.4	57.8
Avg. Dist. to Rail [m]	5.9	2.3	4.1	5.3	5.4	6.8	6.1
Avg. Stride Freq. [Hz]	2.3	2.4	2.3	2.3	2.3	2.3	2.3
Avg. Stride Length [m]	5.7	7.7	7.5	7.4	7.3	7.1	6.8



[ ] Ranking at each section and finish  
-:-:- No data available at this section  
NA No data available



Horse/Jockey Name	WHISKEY 'N' WOMEN/Zoe Lloyd
Finish Rank	5
Fastest Section Time (Section)	0:11.34 (L1200)
Top Speed [km/h] (Section)	64.9 (Overall)
Race State	Finished



Thomas Farms Rc Murray Bridge-  
Professional-2025-07-02

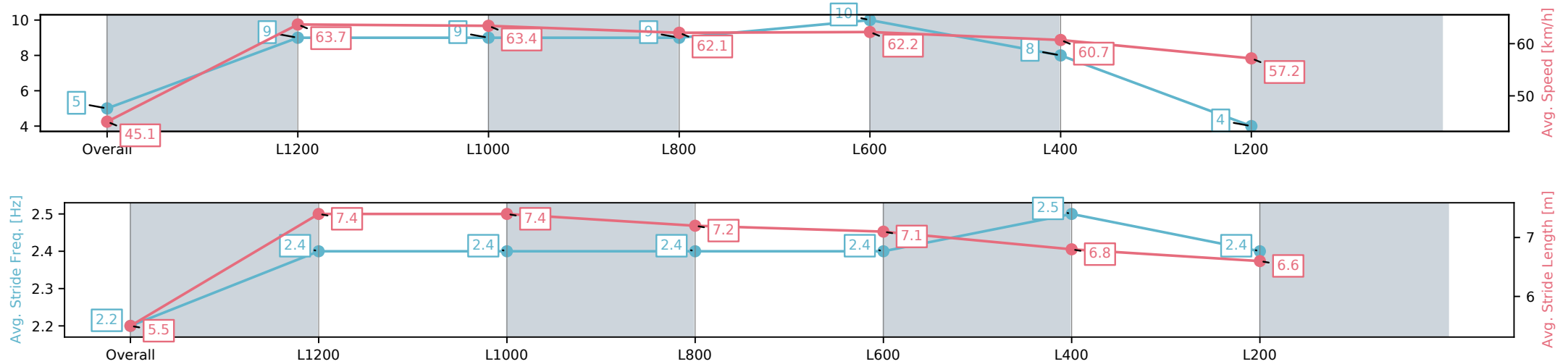
Race 7: Gold Cup 11th Oct - Early Bird Book Now  
Benchmark 56 Handicap - 1400m

02 July 2025 - 3:40PM

Track Rating: Good 4, Weather: Fine, Rail Position: +7m 1200  
Chute, +10m Remainder



Section	Overall	L1200	L1000	L800	L600	L400	L200
Section Times	1:27.12[5] (0:15.98)	1:11.14[9] (0:11.34)	0:59.80[9] (0:11.57)	0:48.22[9] (0:11.91)	0:36.31[10] (0:11.86)	0:24.45[8] (0:11.86)	0:12.59[4] (0:12.59)
Average Speed [km/h]	45.1	63.7	63.4	62.1	62.2	60.7	57.2
Top Speed [km/h]	63.1	64.9	64.9	64.4	64.0	62.3	60.1
Avg. Dist. to Rail [m]	9.4	3.5	4.0	4.9	6.3	9.8	11.4
Avg. Stride Freq. [Hz]	2.2	2.4	2.4	2.4	2.4	2.5	2.4
Avg. Stride Length [m]	5.5	7.4	7.4	7.2	7.1	6.8	6.6



[ ] Ranking at each section and finish  
-:-:- No data available at this section  
NA No data available

Horse/Jockey Name	DRAGONFACE/Caitlin Tootell
Finish Rank	6
Fastest Section Time (Section)	0:11.24 (L1200)
Top Speed [km/h] (Section)	66.3 (Overall)
Race State	Finished



Thomas Farms Rc Murray Bridge-  
Professional-2025-07-02

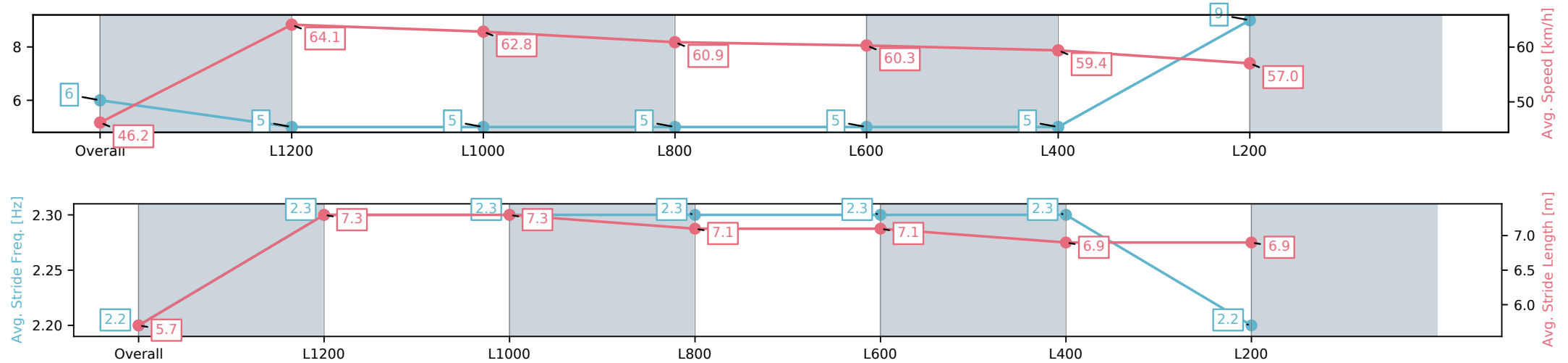
Race 7: Gold Cup 11th Oct - Early Bird Book Now  
Benchmark 56 Handicap - 1400m

02 July 2025 - 3:40PM

Track Rating: Good 4, Weather: Fine, Rail Position: +7m 1200  
Chute, +10m Remainder



Section	Overall	L1200	L1000	L800	L600	L400	L200
Section Times	1:27.28[6] (0:15.59)	1:11.69[5] (0:11.24)	1:00.45[5] (0:11.61)	0:48.84[5] (0:12.00)	0:36.84[5] (0:12.12)	0:24.72[5] (0:12.11)	0:12.61[9] (0:12.61)
Average Speed [km/h]	46.2	64.1	62.8	60.9	60.3	59.4	57.0
Top Speed [km/h]	63.0	66.3	63.6	61.8	61.0	60.8	58.5
Avg. Dist. to Rail [m]	4.1	1.2	2.7	3.0	3.5	4.9	5.1
Avg. Stride Freq. [Hz]	2.2	2.3	2.3	2.3	2.3	2.3	2.2
Avg. Stride Length [m]	5.7	7.3	7.3	7.1	7.1	6.9	6.9



[ ] Ranking at each section and finish  
-:-:- No data available at this section  
NA No data available

Horse/Jockey Name	MY CRACKLING/Caitlin Jones
Finish Rank	7
Fastest Section Time (Section)	0:11.43 (L1200)
Top Speed [km/h] (Section)	64.2 (Overall)
Race State	Finished



Thomas Farms Rc Murray Bridge-  
Professional-2025-07-02

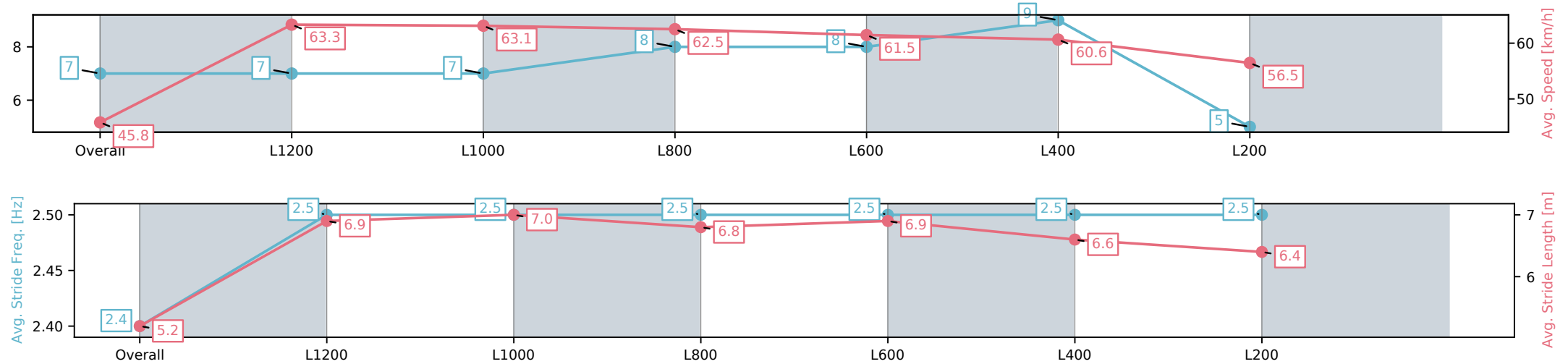
Race 7: Gold Cup 11th Oct - Early Bird Book Now  
Benchmark 56 Handicap - 1400m

02 July 2025 - 3:40PM

Track Rating: Good 4, Weather: Fine, Rail Position: +7m 1200  
Chute, +10m Remainder



Section	Overall	L1200	L1000	L800	L600	L400	L200
Section Times	1:27.30[7] (0:15.75)	1:11.55[7] (0:11.43)	1:00.12[7] (0:11.70)	0:48.42[8] (0:11.79)	0:36.63[8] (0:12.00)	0:24.63[9] (0:11.87)	0:12.76[5] (0:12.76)
Average Speed [km/h]	45.8	63.3	63.1	62.5	61.5	60.6	56.5
Top Speed [km/h]	63.5	64.2	64.0	63.4	62.8	62.8	59.0
Avg. Dist. to Rail [m]	7.6	4.8	5.1	4.6	5.9	10.6	11.1
Avg. Stride Freq. [Hz]	2.4	2.5	2.5	2.5	2.5	2.5	2.5
Avg. Stride Length [m]	5.2	6.9	7.0	6.8	6.9	6.6	6.4



[ ] Ranking at each section and finish  
-:-:- No data available at this section  
NA No data available

Horse/Jockey Name	FOX DUNNETT/Justin Potter
Finish Rank	8
Fastest Section Time (Section)	0:11.47 (L1200)
Top Speed [km/h] (Section)	63.8 (Overall)
Race State	Finished



Thomas Farms Rc Murray Bridge-  
Professional-2025-07-02

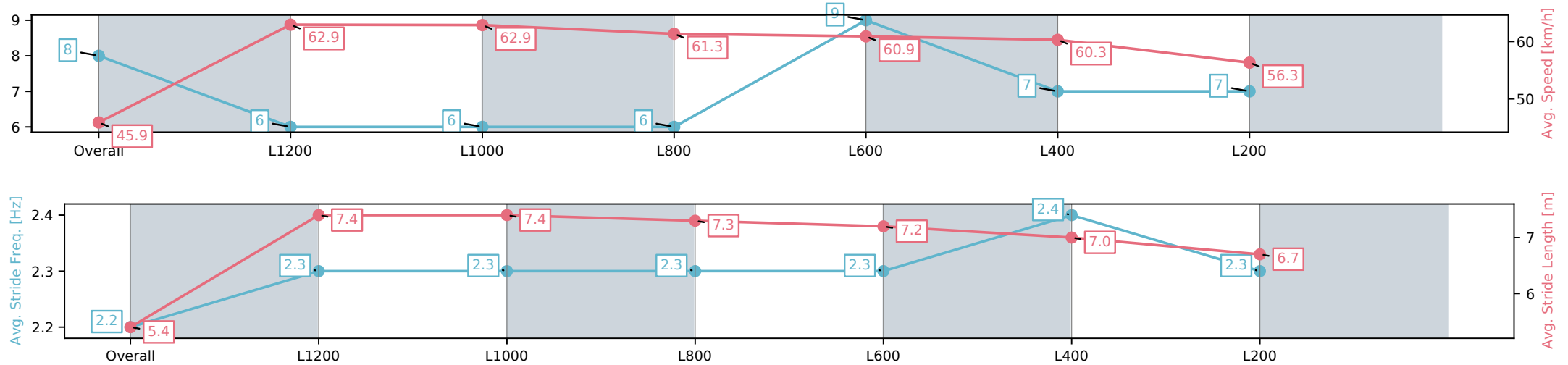
Race 7: Gold Cup 11th Oct - Early Bird Book Now  
Benchmark 56 Handicap - 1400m

02 July 2025 - 3:40PM

Track Rating: Good 4, Weather: Fine, Rail Position: +7m 1200  
Chute, +10m Remainder



Section	Overall	L1200	L1000	L800	L600	L400	L200
Section Times	1:27.37[8] (0:15.67)	1:11.70[6] (0:11.47)	1:00.23[6] (0:11.61)	0:48.62[6] (0:11.92)	0:36.70[9] (0:11.99)	0:24.71[7] (0:11.94)	0:12.77[7] (0:12.77)
Average Speed [km/h]	45.9	62.9	62.9	61.3	60.9	60.3	56.3
Top Speed [km/h]	63.6	63.8	63.6	62.4	62.0	61.9	57.5
Avg. Dist. to Rail [m]	5.7	1.8	2.6	3.1	3.3	4.4	5.9
Avg. Stride Freq. [Hz]	2.2	2.3	2.3	2.3	2.3	2.4	2.3
Avg. Stride Length [m]	5.4	7.4	7.4	7.3	7.2	7.0	6.7



[ ] Ranking at each section and finish  
-:-:- No data available at this section  
NA No data available

Horse/Jockey Name	HASTA LA CHILLY/Kate Walters
Finish Rank	9
Fastest Section Time (Section)	0:11.14 (L1200)
Top Speed [km/h] (Section)	65.7 (Overall)
Race State	Finished



Thomas Farms Rc Murray Bridge-  
Professional-2025-07-02

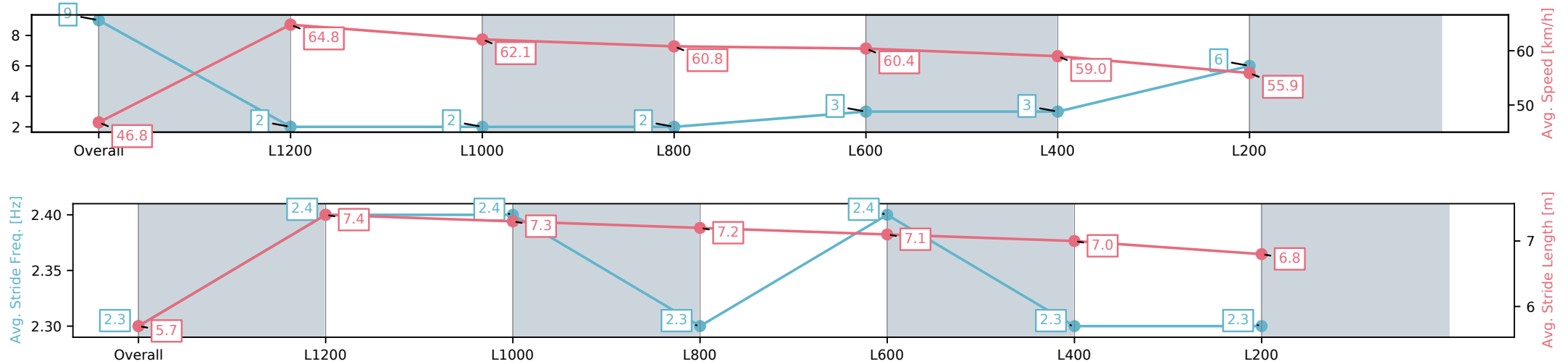
Race 7: Gold Cup 11th Oct - Early Bird Book Now  
Benchmark 56 Handicap - 1400m

02 July 2025 - 3:40PM

Track Rating: Good 4, Weather: Fine, Rail Position: +7m 1200  
Chute, +10m Remainder



Section	Overall	L1200	L1000	L800	L600	L400	L200
Section Times	1:27.43[9] (0:15.37)	1:12.06[2] (0:11.14)	1:00.92[2] (0:11.74)	0:49.18[2] (0:12.02)	0:37.16[3] (0:12.06)	0:25.10[3] (0:12.23)	0:12.87[6] (0:12.87)
Average Speed [km/h]	46.8	64.8	62.1	60.8	60.4	59.0	55.9
Top Speed [km/h]	64.7	65.7	64.4	61.7	61.3	61.2	57.4
Avg. Dist. to Rail [m]	5.3	1.7	2.5	2.9	3.2	4.3	4.9
Avg. Stride Freq. [Hz]	2.3	2.4	2.4	2.3	2.4	2.3	2.3
Avg. Stride Length [m]	5.7	7.4	7.3	7.2	7.1	7.0	6.8



[ ] Ranking at each section and finish  
-:-:- No data available at this section  
NA No data available

Horse/Jockey Name	TESTA DEXTA/Stephanie Lacy
Finish Rank	10
Fastest Section Time (Section)	0:11.32 (L1200)
Top Speed [km/h] (Section)	65.7 (Overall)
Race State	Finished



Thomas Farms Rc Murray Bridge-  
Professional-2025-07-02

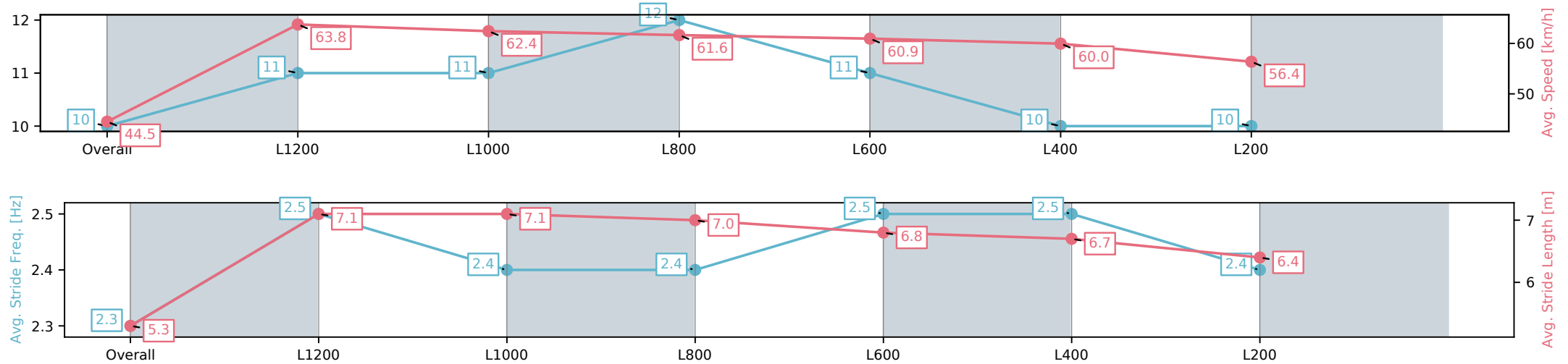
Race 7: Gold Cup 11th Oct - Early Bird Book Now  
Benchmark 56 Handicap - 1400m

02 July 2025 - 3:40PM

Track Rating: Good 4, Weather: Fine, Rail Position: +7m 1200  
Chute, +10m Remainder



Section	Overall	L1200	L1000	L800	L600	L400	L200
Section Times	1:27.54[10] (0:16.19)	1:11.35[11] (0:11.32)	1:00.03[11] (0:11.56)	0:48.46[12] (0:11.77)	0:36.69[11] (0:11.89)	0:24.80[10] (0:12.01)	0:12.79[10] (0:12.79)
Average Speed [km/h]	44.5	63.8	62.4	61.6	60.9	60.0	56.4
Top Speed [km/h]	60.7	65.7	63.4	63.2	62.2	62.0	57.9
Avg. Dist. to Rail [m]	10.6	1.2	0.8	1.6	1.8	3.4	2.9
Avg. Stride Freq. [Hz]	2.3	2.5	2.4	2.4	2.5	2.5	2.4
Avg. Stride Length [m]	5.3	7.1	7.1	7.0	6.8	6.7	6.4



[ ] Ranking at each section and finish  
-:-:- No data available at this section  
NA No data available

Horse/Jockey Name	CHARM SLINGA/Ben Price
Finish Rank	11
Fastest Section Time (Section)	0:11.34 (L1200)
Top Speed [km/h] (Section)	64.7 (Overall)
Race State	Finished



Thomas Farms Rc Murray Bridge-  
Professional-2025-07-02

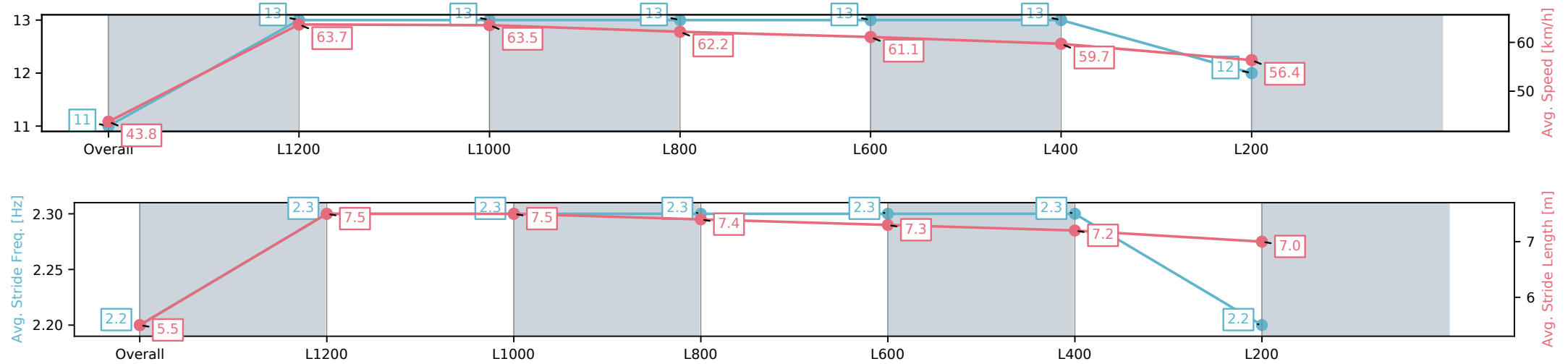
Race 7: Gold Cup 11th Oct - Early Bird Book Now  
Benchmark 56 Handicap - 1400m

02 July 2025 - 3:40PM

Track Rating: Good 4, Weather: Fine, Rail Position: +7m 1200  
Chute, +10m Remainder



Section	Overall	L1200	L1000	L800	L600	L400	L200
Section Times	1:27.77[11] (0:16.49)	1:11.28[13] (0:11.34)	0:59.94[13] (0:11.46)	0:48.48[13] (0:11.72)	0:36.76[13] (0:11.93)	0:24.83[13] (0:12.07)	0:12.76[12] (0:12.76)
Average Speed [km/h]	43.8	63.7	63.5	62.2	61.1	59.7	56.4
Top Speed [km/h]	63.0	64.7	64.5	63.2	62.2	61.8	58.6
Avg. Dist. to Rail [m]	12.2	1.8	2.1	2.4	3.6	8.8	10.9
Avg. Stride Freq. [Hz]	2.2	2.3	2.3	2.3	2.3	2.3	2.2
Avg. Stride Length [m]	5.5	7.5	7.5	7.4	7.3	7.2	7.0



[ ] Ranking at each section and finish  
-:-:- No data available at this section  
NA No data available

Horse/Jockey Name	FLIGHT DECK/Stacey Metcalfe
Finish Rank	12
Fastest Section Time (Section)	0:11.21 (L1200)
Top Speed [km/h] (Section)	65.5 (Overall)
Race State	Finished



Thomas Farms Rc Murray Bridge-  
Professional-2025-07-02

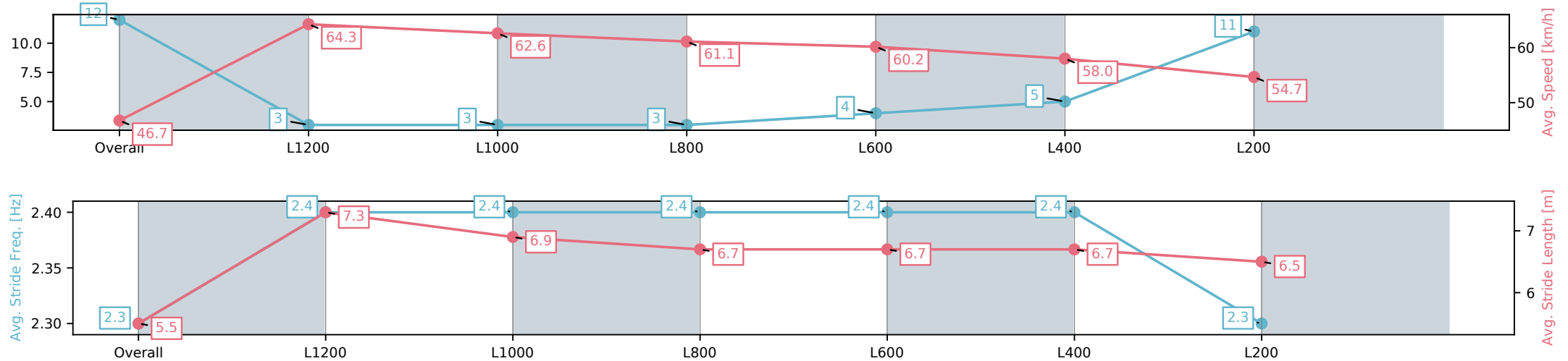
Race 7: Gold Cup 11th Oct - Early Bird Book Now  
Benchmark 56 Handicap - 1400m

02 July 2025 - 3:40PM

Track Rating: Good 4, Weather: Fine, Rail Position: +7m 1200  
Chute, +10m Remainder



Section	Overall	L1200	L1000	L800	L600	L400	L200
Section Times	1:28.16[12] (0:15.42)	1:12.74[3] (0:11.21)	1:01.53[3] (0:11.72)	0:49.81[3] (0:12.04)	0:37.77[4] (0:12.17)	0:25.60[5] (0:12.41)	0:13.19[11] (0:13.19)
Average Speed [km/h]	46.7	64.3	62.6	61.1	60.2	58.0	54.7
Top Speed [km/h]	64.7	65.5	64.8	61.7	60.8	59.8	56.5
Avg. Dist. to Rail [m]	7.5	2.3	3.8	4.1	4.4	6.9	8.0
Avg. Stride Freq. [Hz]	2.3	2.4	2.4	2.4	2.4	2.4	2.3
Avg. Stride Length [m]	5.5	7.3	6.9	6.7	6.7	6.7	6.5



[ ] Ranking at each section and finish  
-:-:- No data available at this section  
NA No data available



Horse/Jockey Name	SANDSATION/Alyssa Webb
Finish Rank	13
Fastest Section Time (Section)	0:11.21 (L1200)
Top Speed [km/h] (Section)	65.7 (L1200)
Race State	Finished



Thomas Farms Rc Murray Bridge-  
Professional-2025-07-02

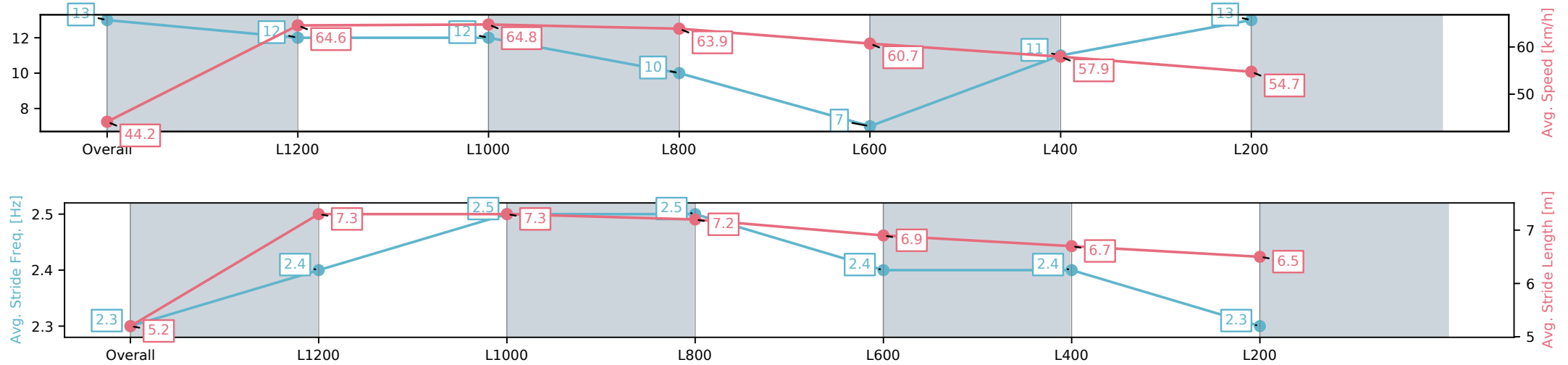
Race 7: Gold Cup 11th Oct - Early Bird Book Now  
Benchmark 56 Handicap - 1400m



02 July 2025 - 3:40PM

Track Rating: Good 4, Weather: Fine, Rail Position: +7m 1200  
Chute, +10m Remainder

Section	Overall	L1200	L1000	L800	L600	L400	L200
Section Times	1:28.46[13] (0:16.31)	1:12.15[12] (0:11.21)	1:00.94[12] (0:11.46)	0:49.48[10] (0:11.67)	0:37.81[7] (0:12.22)	0:25.59[11] (0:12.43)	0:13.16[13] (0:13.16)
Average Speed [km/h]	44.2	64.6	64.8	63.9	60.7	57.9	54.7
Top Speed [km/h]	61.2	65.6	65.7	65.5	62.7	59.9	56.7
Avg. Dist. to Rail [m]	12.1	4.8	6.0	7.0	7.8	10.2	11.2
Avg. Stride Freq. [Hz]	2.3	2.4	2.5	2.5	2.4	2.4	2.3
Avg. Stride Length [m]	5.2	7.3	7.3	7.2	6.9	6.7	6.5



[ ] Ranking at each section and finish  
-:-:- No data available at this section  
NA No data available