



Thomas Farms Rc Murray Bridge-Professional-2025-07-02

Race 6: Vale Dale West Benchmark 56 Handicap - 1400m

02 July 2025 - 3:07PM

Track Rating: Good 4, Weather: Fine, Rail Position: +7m 1200 Chute, +10m Remainder



Section Field Times							Overall	L1200	L1000	L800	L600	L400		
							1:26.50 (0:15.36)	1:11.14 (0:11.46)	0:59.68 (0:11.86)	0:47.81 (0:11.90)	0:35.92 (0:11.79)	0:24.13 (0:11.80)		
Position	#	Horse/Jockey	Barrier	Top Speed [km/h]	Fastest Section	First 400m							Distance Travelled From Winner [m]	
1	7	SAV ON ICE Monika Wolanin	6	64.9 1400-1200	0:11.43 1200-1000	0:27.03	1:26.50 (0:15.60)	1:10.90 [3] (0:11.43)	0:59.47 [3] (0:11.92)	0:47.55 [3] (0:11.92)	0:35.63 [4] (0:11.68)	0:23.95 [4] (0:11.62)		
2	5	FLEURIEU FLIPPER Lachlan Neindorf	14	66.1 800-600	0:11.32 400-200	0:27.94	1:26.75 (0:16.30)	1:10.45 [13] (0:11.64)	0:58.81 [14] (0:12.05)	0:46.76 [14] (0:11.91)	0:34.85 [14] (0:11.46)	0:23.39 [14] (0:11.32)	+4	
3	4	ALLEGEDLY Brooke King	9	65.4 800-600	0:11.52 1200-1000	0:27.65	1:26.91 (0:16.13)	1:10.78 [11] (0:11.52)	0:59.26 [11] (0:11.91)	0:47.35 [10] (0:11.64)	0:35.71 [9] (0:11.74)	0:23.97 [8] (0:11.73)	+1	
4	3	DUO PERNA Teagan Voorham	10	64.6 800-600	0:11.53 800-600	0:27.92	1:26.91 (0:16.35)	1:10.56 [14] (0:11.56)	0:58.99 [13] (0:11.96)	0:47.03 [13] (0:11.53)	0:35.50 [12] (0:11.63)	0:23.87 [10] (0:11.61)	-1	
5	1	HEADPHONES Alyssa Webb	12	64.6 800-600	0:11.54 1200-1000	0:27.71	1:26.95 (0:16.17)	1:10.78 [12] (0:11.54)	0:59.24 [12] (0:12.03)	0:47.21 [12] (0:11.61)	0:35.60 [11] (0:11.75)	0:23.85 [12] (0:11.60)	+3	
6	14	HEADSMART Caitlin Tootell	2	64.7 1400-1200	0:11.53 1200-1000	0:27.28	1:27.05 (0:15.76)	1:11.29 [6] (0:11.53)	0:59.76 [6] (0:11.98)	0:47.78 [6] (0:11.77)	0:36.01 [6] (0:11.74)	0:24.27 [5] (0:11.74)	-3	
7	13	LISELLE'S LUCK Matthew Chadwick	1	65.2 1400-1200	0:11.49 1200-1000	0:27.13	1:27.06 (0:15.64)	1:11.42 [4] (0:11.49)	0:59.93 [4] (0:11.83)	0:48.10 [4] (0:11.82)	0:36.28 [3] (0:11.77)	0:24.51 [3] (0:11.88)	-7	
8	9	SAINT MICHAEL Alysha Warren	7	64.6 1400-1200	0:11.39 1200-1000	0:26.95	1:27.11 (0:15.56)	1:11.55 [2] (0:11.39)	1:00.16 [2] (0:11.91)	0:48.25 [2] (0:11.77)	0:36.48 [2] (0:11.74)	0:24.74 [1] (0:12.01)	-4	
9	8	PRICILLA'S CHOICE Jake Toeroek	3	64.7 1400-1200	0:11.63 1200-1000	0:27.39	1:27.23 (0:15.76)	1:11.47 [7] (0:11.63)	0:59.84 [8] (0:11.90)	0:47.94 [7] (0:11.78)	0:36.16 [7] (0:11.71)	0:24.45 [6] (0:11.76)	-3	
10	12	FANTASTIC HOST Margaret Collett	8	64.3 800-600	0:11.57 1200-1000	0:27.36	1:27.27 (0:15.78)	1:11.49 [8] (0:11.57)	0:59.91 [7] (0:12.00)	0:47.91 [8] (0:11.77)	0:36.14 [8] (0:11.71)	0:24.43 [7] (0:11.68)	+2	

Scratched: Aiguillette (#2), Thinkingnintynine (#6), Foster Street (#15)

Report Created: Wed 02 July 2025 15:56:05 GMT+10 (Note: Timing is based on positional data)

Page 1/18

[] Position in running at each section and finish
-:-:- No data available at this section
NA No data available
■ Background shading for fastest section

Saddle cloth number
DNF Did not finish
DNT Did not track



Thomas Farms Rc Murray Bridge-Professional-2025-07-02

Race 6: Vale Dale West Benchmark 56 Handicap - 1400m

02 July 2025 - 3:07PM

Track Rating: Good 4, Weather: Fine, Rail Position: +7m 1200 Chute, +10m Remainder



Section

Field Times

Overall

1:26.50

(0:15.36)

L1200

1:11.14

(0:11.46)

L1000

0:59.68

(0:11.86)

L800

0:47.81

(0:11.90)

L600

0:35.92

(0:11.79)

L400

0:24.13

(0:11.80)

Position	#	Horse/Jockey	Barrier	Top Speed [km/h]	Fastest Section	First 400m	Overall	L1200	L1000	L800	L600	L400	Distance Travelled From Winner [m]
11	10	WINNING AURA	4	63.9	0:11.56	0:27.49	1:27.61	1:11.69 [9]	1:00.12 [9]	0:48.07 [9]	0:36.31 [10]	0:24.55 [11]	+1
		Stacey Metcalfe		1000-800	1200-1000		(0:15.92)	(0:11.56)	(0:12.05)	(0:11.76)	(0:11.76)	(0:11.75)	
12	11	COVERT WITNESS	5	64.0	0:11.53	0:27.60	1:27.90	1:11.83 [10]	1:00.30 [10]	0:48.29 [11]	0:36.41 [13]	0:24.70 [13]	-1
		Jason Holder		1400-1200	1200-1000		(0:16.07)	(0:11.53)	(0:12.01)	(0:11.88)	(0:11.71)	(0:11.86)	
13	17	LITTLE BIT YOURS	16	64.0	0:11.46	0:26.82	1:27.97	1:12.61 [1]	1:01.15 [1]	0:49.29 [1]	0:37.39 [1]	0:25.49 [2]	-4
		Rochelle Milnes		1400-1200	1200-1000		(0:15.36)	(0:11.46)	(0:11.86)	(0:11.90)	(0:11.90)	(0:12.31)	
14	16	ENTERPRISE JEWEL	13	64.4	0:11.46	0:27.17	1:28.08	1:12.37 [5]	1:00.91 [5]	0:48.98 [5]	0:37.10 [5]	0:25.09 [9]	+0
		Justin Potter		1400-1200	1200-1000		(0:15.71)	(0:11.46)	(0:11.93)	(0:11.88)	(0:12.01)	(0:12.15)	

Scratched: Aiguillette (#2), Thinkingnintynine (#6), Foster Street (#15)



Thomas Farms Rc Murray Bridge-Professional-2025-07-02

Race 6: Vale Dale West Benchmark 56 Handicap - 1400m

02 July 2025 - 3:07PM

Track Rating: Good 4, Weather: Fine, Rail Position: +7m 1200 Chute, +10m Remainder



Section Field Times

L200
0:12.33
(0:12.33)

Position	#	Horse/Jockey	Barrier	Top Speed [km/h]	Fastest Section	First 400m	Margin	Distance Travelled From Winner [m]
1	7	SAV ON ICE	6	64.9	0:11.43	0:27.03	0:12.33 [1]	1:26.50
		Monika Wolanin		1400-1200	1200-1000		(0:12.33)	
2	5	FLEURIEU FLIPPER	14	66.1	0:11.32	0:27.94	0:12.07 [9]	1.46L
		Lachlan Neindorf		800-600	400-200		(0:12.07)	+4
3	4	ALLEGEDLY	9	65.4	0:11.52	0:27.65	0:12.24 [8]	2.38L
		Brooke King		800-600	1200-1000		(0:12.24)	+1
4	3	DUO PERNA	10	64.6	0:11.53	0:27.92	0:12.26 [7]	2.38L
		Teagan Voorham		800-600	800-600		(0:12.26)	-1
5	1	HEADPHONES	12	64.6	0:11.54	0:27.71	0:12.25 [10]	2.62L
		Alyssa Webb		800-600	1200-1000		(0:12.25)	+3
6	14	HEADSMART	2	64.7	0:11.53	0:27.28	0:12.53 [4]	3.2L
		Caitlin Tootell		1400-1200	1200-1000		(0:12.53)	-3
7	13	LISELLE'S LUCK	1	65.2	0:11.49	0:27.13	0:12.63 [3]	3.26L
		Matthew Chadwick		1400-1200	1200-1000		(0:12.63)	-7
8	9	SAINT MICHAEL	7	64.6	0:11.39	0:26.95	0:12.73 [2]	3.55L
		Alysha Warren		1400-1200	1200-1000		(0:12.73)	-4
9	8	PRICILLA'S CHOICE	3	64.7	0:11.63	0:27.39	0:12.69 [6]	4.25L
		Jake Toeroek		1400-1200	1200-1000		(0:12.69)	-3
10	12	FANTASTIC HOST	8	64.3	0:11.57	0:27.36	0:12.75 [5]	4.51L
		Margaret Collett		800-600	1200-1000		(0:12.75)	+2

Scratched: Aiguillette (#2), Thinkingnintynine (#6), Foster Street (#15)

Report Created: Wed 02 July 2025 15:56:05 GMT+10 (Note: Timing is based on positional data)

Page 3/18

[] Position in running at each section and finish
-:-:- No data available at this section
NA No data available
■ Background shading for fastest section

Saddle cloth number
DNF Did not finish
DNT Did not track



Thomas Farms Rc Murray Bridge-Professional-2025-07-02

Race 6: Vale Dale West Benchmark 56 Handicap - 1400m

02 July 2025 - 3:07PM

Track Rating: Good 4, Weather: Fine, Rail Position: +7m 1200 Chute, +10m Remainder



Section Field Times

L200
0:12.33
(0:12.33)

Position	#	Horse/Jockey	Barrier	Top Speed [km/h]	Fastest Section	First 400m	Margin							Distance Travelled From Winner [m]
11	10	WINNING AURA	4	63.9	0:11.56	0:27.49	0:12.80 [12]	6.47L						+1
		Stacey Metcalfe		1000-800	1200-1000		(0:12.80)							
12	11	COVERT WITNESS	5	64.0	0:11.53	0:27.60	0:12.84 [13]	8.22L						-1
		Jason Holder		1400-1200	1200-1000		(0:12.84)							
13	17	LITTLE BIT YOURS	16	64.0	0:11.46	0:26.82	0:13.18 [11]	8.64L						-4
		Rochelle Milnes		1400-1200	1200-1000		(0:13.18)							
14	16	ENTERPRISE JEWEL	13	64.4	0:11.46	0:27.17	0:12.94 [14]	9.28L						+0
		Justin Potter		1400-1200	1200-1000		(0:12.94)							

Scratched: Aiguillette (#2), Thinkingnintynine (#6), Foster Street (#15)

Horse/Jockey Name	SAV ON ICE/Monika Wolanin
Finish Rank	1
Fastest Section Time (Section)	0:11.43 (L1200)
Top Speed [km/h] (Section)	64.9 (Overall)
Race State	Finished



Thomas Farms Rc Murray Bridge-
Professional-2025-07-02

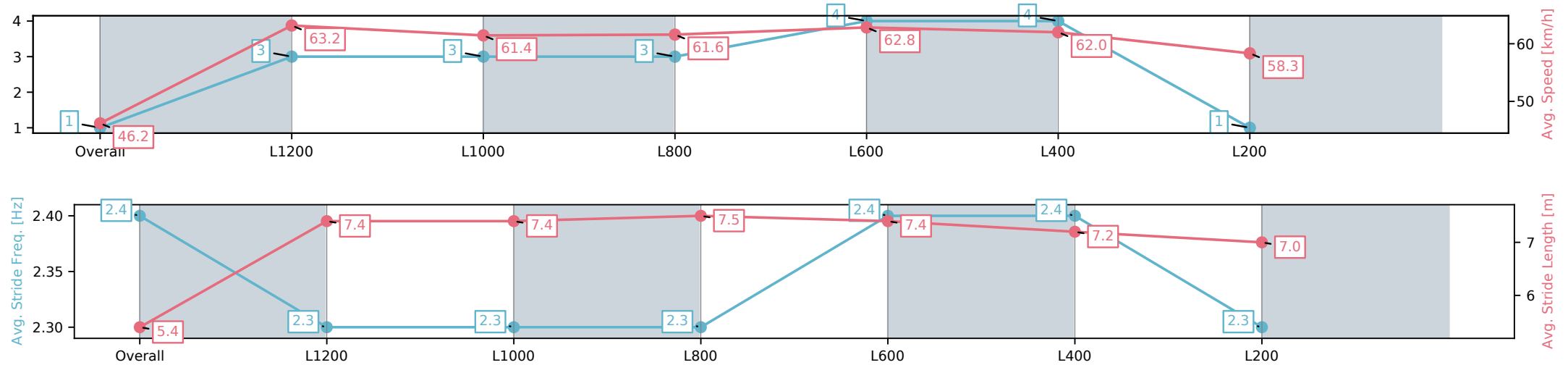
Race 6: Vale Dale West Benchmark 56 Handicap - 1400m

02 July 2025 - 3:07PM

Track Rating: Good 4, Weather: Fine, Rail Position: +7m 1200
Chute, +10m Remainder



Section	Overall	L1200	L1000	L800	L600	L400	L200
Section Times	1:26.50[1] (0:15.60)	1:10.90[3] (0:11.43)	0:59.47[3] (0:11.92)	0:47.55[3] (0:11.92)	0:35.63[4] (0:11.68)	0:23.95[4] (0:11.62)	0:12.33[1] (0:12.33)
Average Speed [km/h]	46.2	63.2	61.4	61.6	62.8	62.0	58.3
Top Speed [km/h]	63.8	64.9	61.9	62.3	63.8	63.9	60.2
Avg. Dist. to Rail [m]	6.2	1.9	3.4	3.8	4.9	7.5	9.0
Avg. Stride Freq. [Hz]	2.4	2.3	2.3	2.3	2.4	2.4	2.3
Avg. Stride Length [m]	5.4	7.4	7.4	7.5	7.4	7.2	7.0



[] Ranking at each section and finish
-:-:- No data available at this section
NA No data available

Horse/Jockey Name	FLEURIEU FLIPPER/Lachlan Neindorf
Finish Rank	2
Fastest Section Time (Section)	0:11.32 (L400)
Top Speed [km/h] (Section)	66.1 (L800)
Race State	Finished



Thomas Farms Rc Murray Bridge-
Professional-2025-07-02

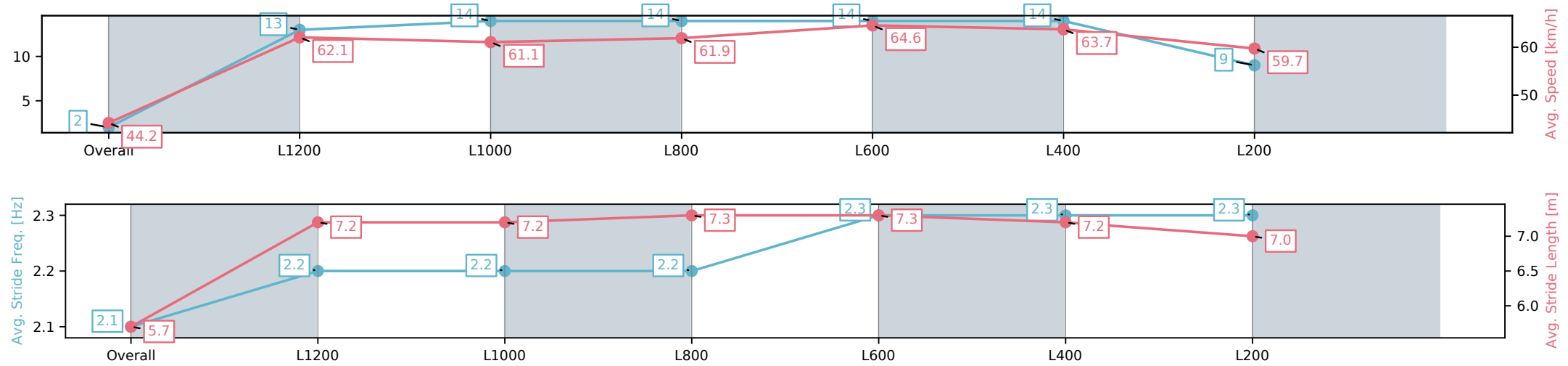
Race 6: Vale Dale West Benchmark 56 Handicap - 1400m

02 July 2025 - 3:07PM

Track Rating: Good 4, Weather: Fine, Rail Position: +7m 1200
Chute, +10m Remainder



Section	Overall	L1200	L1000	L800	L600	L400	L200
Section Times	1:26.75[2] (0:16.30)	1:10.45[13] (0:11.64)	0:58.81[14] (0:12.05)	0:46.76[14] (0:11.91)	0:34.85[14] (0:11.46)	0:23.39[14] (0:11.32)	0:12.07[9] (0:12.07)
Average Speed [km/h]	44.2	62.1	61.1	61.9	64.6	63.7	59.7
Top Speed [km/h]	61.4	63.7	62.5	62.5	66.1	65.8	62.8
Avg. Dist. to Rail [m]	10.3	2.9	3.8	4.9	7.7	15.4	18.2
Avg. Stride Freq. [Hz]	2.1	2.2	2.2	2.2	2.3	2.3	2.3
Avg. Stride Length [m]	5.7	7.2	7.2	7.3	7.3	7.2	7.0



[] Ranking at each section and finish
-:-:- No data available at this section
NA No data available

Horse/Jockey Name	ALLEGEDLY/Brooke King
Finish Rank	3
Fastest Section Time (Section)	0:11.52 (L1200)
Top Speed [km/h] (Section)	65.4 (L800)
Race State	Finished



Thomas Farms Rc Murray Bridge-
Professional-2025-07-02

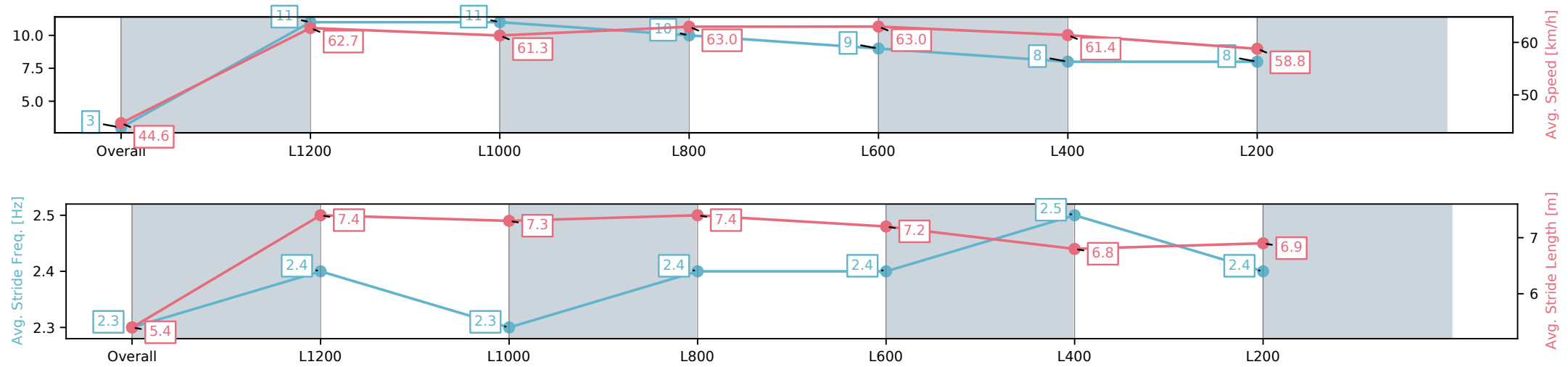
Race 6: Vale Dale West Benchmark 56 Handicap - 1400m

02 July 2025 - 3:07PM

Track Rating: Good 4, Weather: Fine, Rail Position: +7m 1200
Chute, +10m Remainder



Section	Overall	L1200	L1000	L800	L600	L400	L200
Section Times	1:26.91[3] (0:16.13)	1:10.78[11] (0:11.52)	0:59.26[11] (0:11.91)	0:47.35[10] (0:11.64)	0:35.71[9] (0:11.74)	0:23.97[8] (0:11.73)	0:12.24[8] (0:12.24)
Average Speed [km/h]	44.6	62.7	61.3	63.0	63.0	61.4	58.8
Top Speed [km/h]	64.4	63.6	62.4	65.3	65.4	62.3	61.7
Avg. Dist. to Rail [m]	8.0	3.4	2.7	3.5	6.9	12.4	13.6
Avg. Stride Freq. [Hz]	2.3	2.4	2.3	2.4	2.4	2.5	2.4
Avg. Stride Length [m]	5.4	7.4	7.3	7.4	7.2	6.8	6.9



[] Ranking at each section and finish
-:-:- No data available at this section
NA No data available

Horse/Jockey Name	DUO PERNA/Teagan Voorham
Finish Rank	4
Fastest Section Time (Section)	0:11.53 (L800)
Top Speed [km/h] (Section)	64.6 (L800)
Race State	Finished



Thomas Farms Rc Murray Bridge-
Professional-2025-07-02

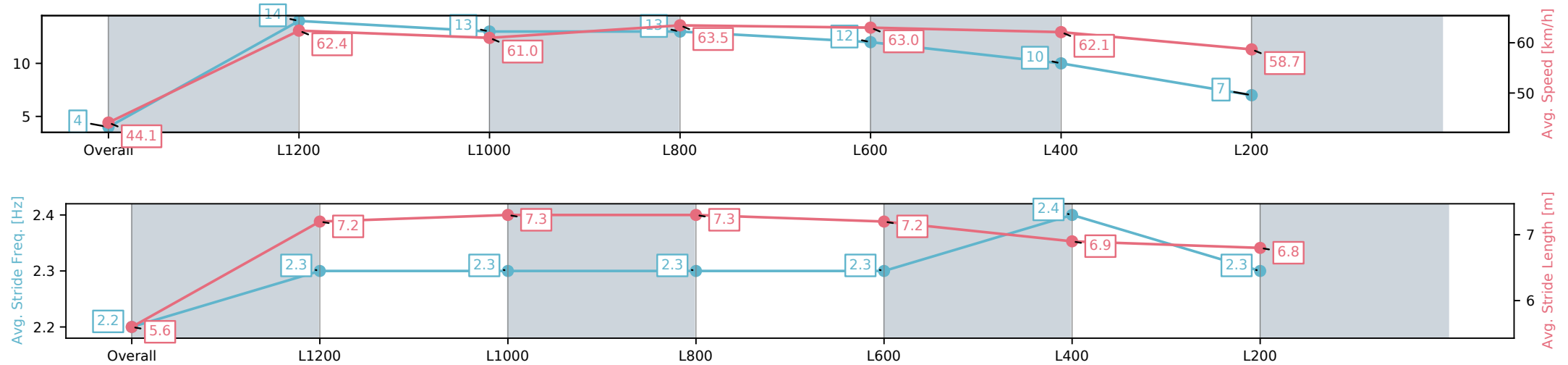
Race 6: Vale Dale West Benchmark 56 Handicap - 1400m

02 July 2025 - 3:07PM

Track Rating: Good 4, Weather: Fine, Rail Position: +7m 1200
Chute, +10m Remainder



Section	Overall	L1200	L1000	L800	L600	L400	L200
Section Times	1:26.91[4] (0:16.35)	1:10.56[14] (0:11.56)	0:58.99[13] (0:11.96)	0:47.03[13] (0:11.53)	0:35.50[12] (0:11.63)	0:23.87[10] (0:11.61)	0:12.26[7] (0:12.26)
Average Speed [km/h]	44.1	62.4	61.0	63.5	63.0	62.1	58.7
Top Speed [km/h]	63.4	63.3	62.5	64.4	64.6	64.1	61.2
Avg. Dist. to Rail [m]	8.7	2.4	2.6	3.0	5.3	10.5	11.7
Avg. Stride Freq. [Hz]	2.2	2.3	2.3	2.3	2.3	2.4	2.3
Avg. Stride Length [m]	5.6	7.2	7.3	7.3	7.2	6.9	6.8



[] Ranking at each section and finish
-:-:- No data available at this section
NA No data available

Horse/Jockey Name	HEADPHONES/Alyssa Webb
Finish Rank	5
Fastest Section Time (Section)	0:11.54 (L1200)
Top Speed [km/h] (Section)	64.6 (L800)
Race State	Finished



Thomas Farms Rc Murray Bridge-
Professional-2025-07-02

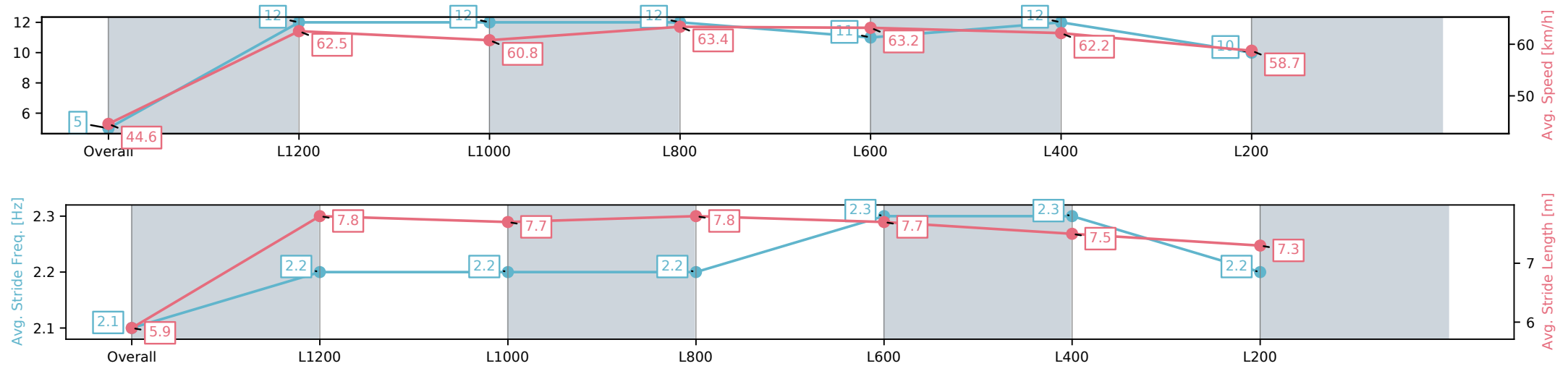
Race 6: Vale Dale West Benchmark 56 Handicap - 1400m

02 July 2025 - 3:07PM

Track Rating: Good 4, Weather: Fine, Rail Position: +7m 1200
Chute, +10m Remainder



Section	Overall	L1200	L1000	L800	L600	L400	L200
Section Times	1:26.95[5] (0:16.17)	1:10.78[12] (0:11.54)	0:59.24[12] (0:12.03)	0:47.21[12] (0:11.61)	0:35.60[11] (0:11.75)	0:23.85[12] (0:11.60)	0:12.25[10] (0:12.25)
Average Speed [km/h]	44.6	62.5	60.8	63.4	63.2	62.2	58.7
Top Speed [km/h]	62.4	63.9	62.4	64.3	64.6	64.1	61.3
Avg. Dist. to Rail [m]	9.3	2.7	3.0	4.3	7.9	13.0	14.6
Avg. Stride Freq. [Hz]	2.1	2.2	2.2	2.2	2.3	2.3	2.2
Avg. Stride Length [m]	5.9	7.8	7.7	7.8	7.7	7.5	7.3



[] Ranking at each section and finish
-:-:- No data available at this section
NA No data available

Horse/Jockey Name	HEADSMART/Caitlin Tootell
Finish Rank	6
Fastest Section Time (Section)	0:11.53 (L1200)
Top Speed [km/h] (Section)	64.7 (Overall)
Race State	Finished



Thomas Farms Rc Murray Bridge-
Professional-2025-07-02

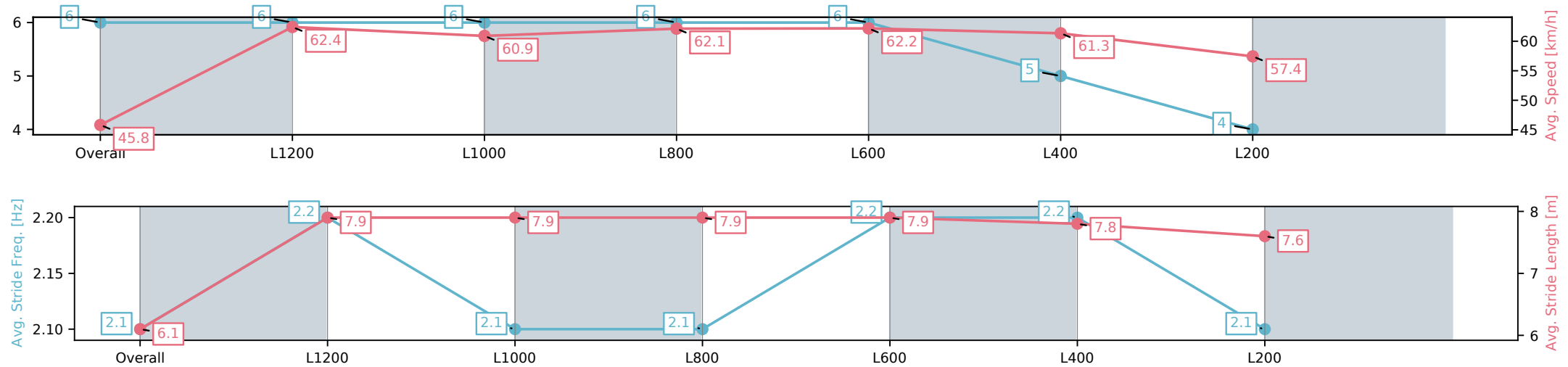
Race 6: Vale Dale West Benchmark 56 Handicap - 1400m

02 July 2025 - 3:07PM

Track Rating: Good 4, Weather: Fine, Rail Position: +7m 1200
Chute, +10m Remainder



Section	Overall	L1200	L1000	L800	L600	L400	L200
Section Times	1:27.05[6] (0:15.76)	1:11.29[6] (0:11.53)	0:59.76[6] (0:11.98)	0:47.78[6] (0:11.77)	0:36.01[6] (0:11.74)	0:24.27[5] (0:11.74)	0:12.53[4] (0:12.53)
Average Speed [km/h]	45.8	62.4	60.9	62.1	62.2	61.3	57.4
Top Speed [km/h]	64.4	64.7	62.2	62.9	63.0	62.9	60.2
Avg. Dist. to Rail [m]	4.7	1.6	2.5	2.9	3.8	7.4	9.2
Avg. Stride Freq. [Hz]	2.1	2.2	2.1	2.1	2.2	2.2	2.1
Avg. Stride Length [m]	6.1	7.9	7.9	7.9	7.9	7.8	7.6



[] Ranking at each section and finish
-:-:- No data available at this section
NA No data available

Horse/Jockey Name	LISELLE'S LUCK/Matthew Chadwick
Finish Rank	7
Fastest Section Time (Section)	0:11.49 (L1200)
Top Speed [km/h] (Section)	65.2 (Overall)
Race State	Finished



Thomas Farms Rc Murray Bridge-
Professional-2025-07-02

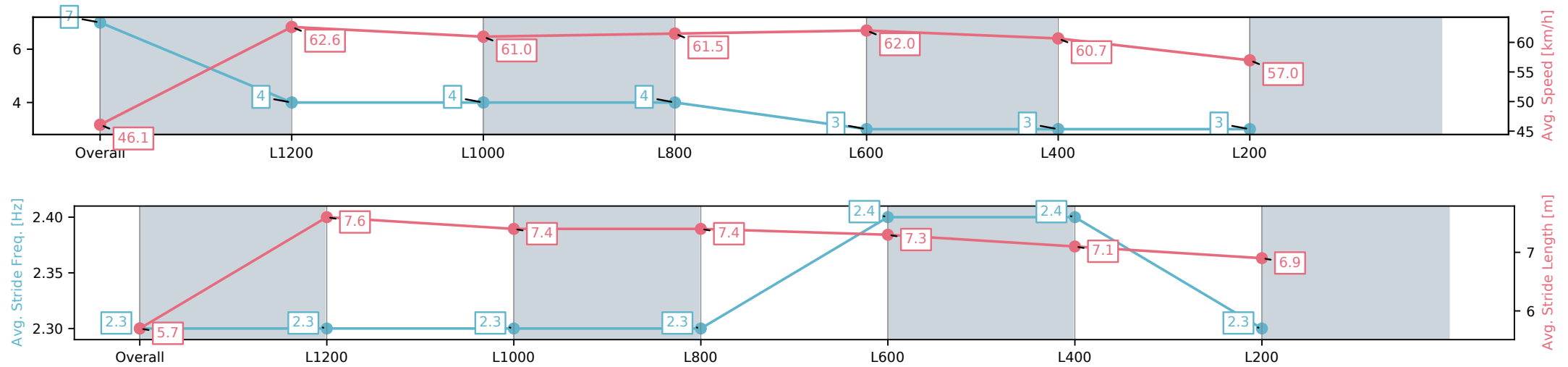
Race 6: Vale Dale West Benchmark 56 Handicap - 1400m

02 July 2025 - 3:07PM

Track Rating: Good 4, Weather: Fine, Rail Position: +7m 1200
Chute, +10m Remainder



Section	Overall	L1200	L1000	L800	L600	L400	L200
Section Times	1:27.06[7] (0:15.64)	1:11.42[4] (0:11.49)	0:59.93[4] (0:11.83)	0:48.10[4] (0:11.82)	0:36.28[3] (0:11.77)	0:24.51[3] (0:11.88)	0:12.63[3] (0:12.63)
Average Speed [km/h]	46.1	62.6	61.0	61.5	62.0	60.7	57.0
Top Speed [km/h]	65.2	64.2	61.7	62.7	63.6	62.3	59.0
Avg. Dist. to Rail [m]	4.6	0.9	0.6	1.8	3.5	6.1	6.2
Avg. Stride Freq. [Hz]	2.3	2.3	2.3	2.3	2.4	2.4	2.3
Avg. Stride Length [m]	5.7	7.6	7.4	7.4	7.3	7.1	6.9



[] Ranking at each section and finish
-:-:- No data available at this section
NA No data available

Horse/Jockey Name	SAINT MICHAEL/Alysha Warren
Finish Rank	8
Fastest Section Time (Section)	0:11.39 (L1200)
Top Speed [km/h] (Section)	64.6 (Overall)
Race State	Finished



Thomas Farms Rc Murray Bridge-
Professional-2025-07-02

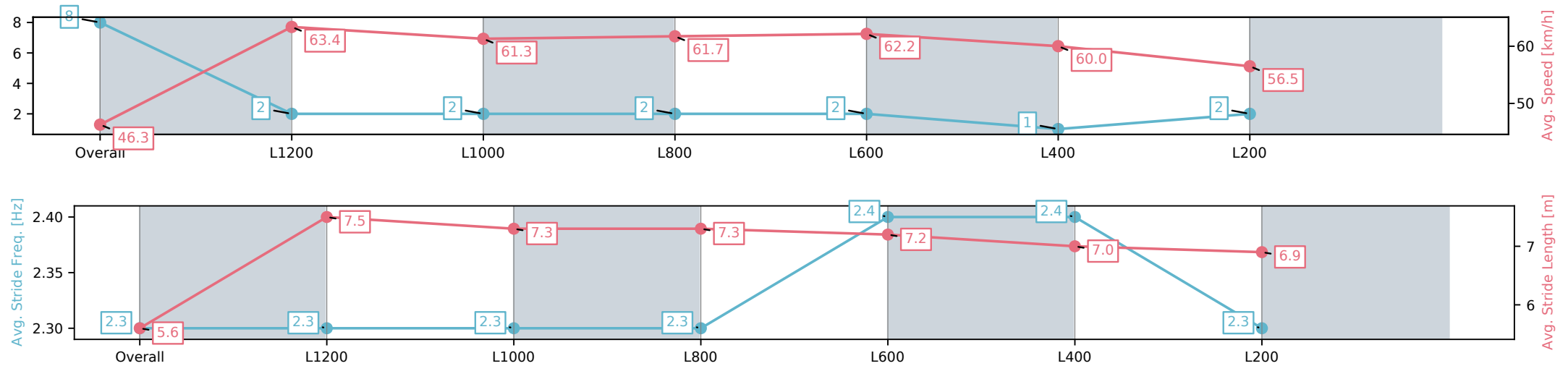
Race 6: Vale Dale West Benchmark 56 Handicap - 1400m

02 July 2025 - 3:07PM

Track Rating: Good 4, Weather: Fine, Rail Position: +7m 1200
Chute, +10m Remainder



Section	Overall	L1200	L1000	L800	L600	L400	L200
Section Times	1:27.11[8] (0:15.56)	1:11.55[2] (0:11.39)	1:00.16[2] (0:11.91)	0:48.25[2] (0:11.77)	0:36.48[2] (0:11.74)	0:24.74[1] (0:12.01)	0:12.73[2] (0:12.73)
Average Speed [km/h]	46.3	63.4	61.3	61.7	62.2	60.0	56.5
Top Speed [km/h]	64.6	64.5	62.0	62.7	62.8	62.2	58.6
Avg. Dist. to Rail [m]	7.5	2.3	2.5	2.1	3.3	4.5	4.8
Avg. Stride Freq. [Hz]	2.3	2.3	2.3	2.3	2.4	2.4	2.3
Avg. Stride Length [m]	5.6	7.5	7.3	7.3	7.2	7.0	6.9



[] Ranking at each section and finish
-:-:- No data available at this section
NA No data available

Horse/Jockey Name	PRICILLA'S CHOICE/Jake Toeroek
Finish Rank	9
Fastest Section Time (Section)	0:11.63 (L1200)
Top Speed [km/h] (Section)	64.7 (Overall)
Race State	Finished



Thomas Farms Rc Murray Bridge-
Professional-2025-07-02

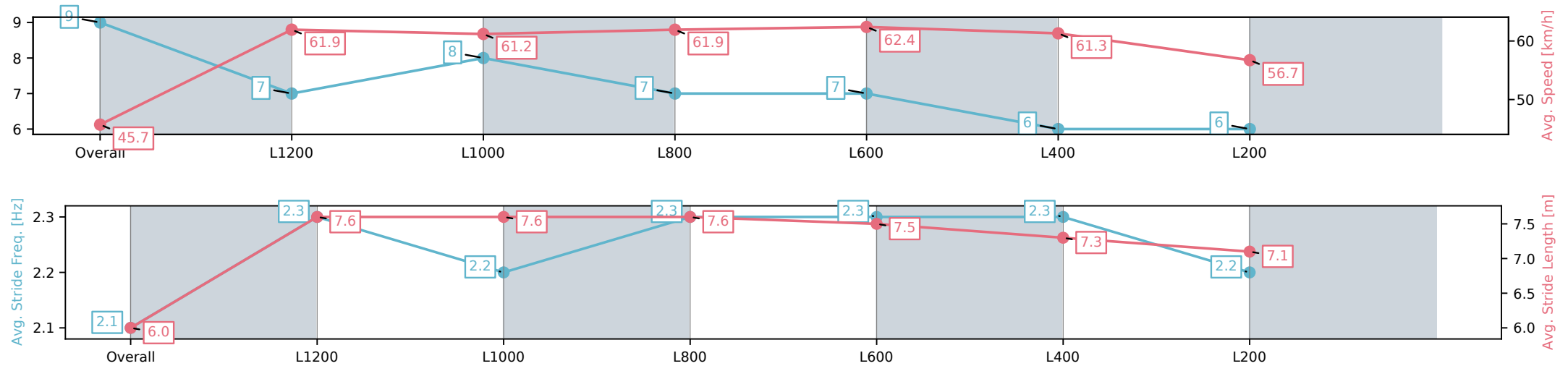
Race 6: Vale Dale West Benchmark 56 Handicap - 1400m

02 July 2025 - 3:07PM

Track Rating: Good 4, Weather: Fine, Rail Position: +7m 1200
Chute, +10m Remainder



Section	Overall	L1200	L1000	L800	L600	L400	L200
Section Times	1:27.23[9] (0:15.76)	1:11.47[7] (0:11.63)	0:59.84[8] (0:11.90)	0:47.94[7] (0:11.78)	0:36.16[7] (0:11.71)	0:24.45[6] (0:11.76)	0:12.69[6] (0:12.69)
Average Speed [km/h]	45.7	61.9	61.2	61.9	62.4	61.3	56.7
Top Speed [km/h]	64.7	63.2	61.6	62.9	63.6	63.2	59.1
Avg. Dist. to Rail [m]	4.5	1.1	2.1	2.7	4.1	7.5	9.0
Avg. Stride Freq. [Hz]	2.1	2.3	2.2	2.3	2.3	2.3	2.2
Avg. Stride Length [m]	6.0	7.6	7.6	7.6	7.5	7.3	7.1



[] Ranking at each section and finish
-:-:- No data available at this section
NA No data available

Horse/Jockey Name	FANTASTIC HOST/Margaret Collett
Finish Rank	10
Fastest Section Time (Section)	0:11.57 (L1200)
Top Speed [km/h] (Section)	64.3 (L800)
Race State	Finished



Thomas Farms Rc Murray Bridge-
Professional-2025-07-02

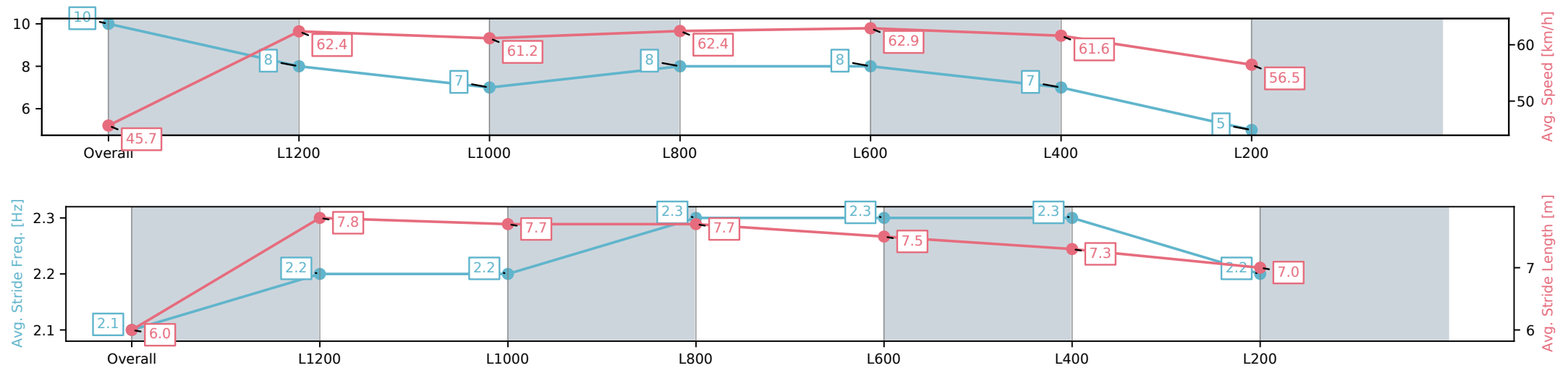
Race 6: Vale Dale West Benchmark 56 Handicap - 1400m

02 July 2025 - 3:07PM

Track Rating: Good 4, Weather: Fine, Rail Position: +7m 1200
Chute, +10m Remainder



Section	Overall	L1200	L1000	L800	L600	L400	L200
Section Times	1:27.27[10] (0:15.78)	1:11.49[8] (0:11.57)	0:59.91[7] (0:12.00)	0:47.91[8] (0:11.77)	0:36.14[8] (0:11.71)	0:24.43[7] (0:11.68)	0:12.75[5] (0:12.75)
Average Speed [km/h]	45.7	62.4	61.2	62.4	62.9	61.6	56.5
Top Speed [km/h]	63.9	63.6	61.6	62.9	64.3	64.2	59.7
Avg. Dist. to Rail [m]	7.2	3.1	3.6	3.9	6.0	9.7	11.1
Avg. Stride Freq. [Hz]	2.1	2.2	2.2	2.3	2.3	2.3	2.2
Avg. Stride Length [m]	6.0	7.8	7.7	7.7	7.5	7.3	7.0



[] Ranking at each section and finish
-:-:- No data available at this section
NA No data available

Horse/Jockey Name	WINNING AURA/Stacey Metcalfe
Finish Rank	11
Fastest Section Time (Section)	0:11.56 (L1200)
Top Speed [km/h] (Section)	63.9 (L1000)
Race State	Finished



Thomas Farms Rc Murray Bridge-
Professional-2025-07-02

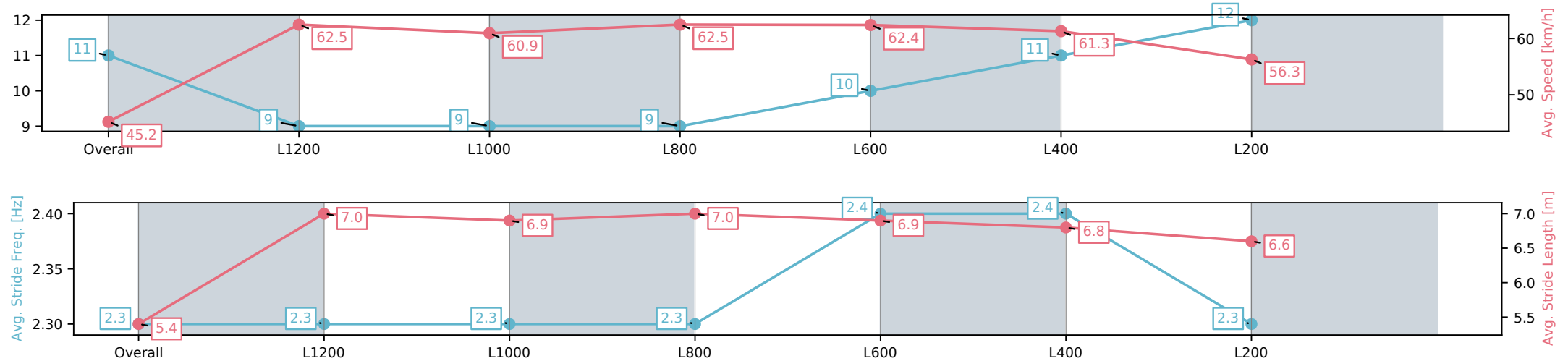
Race 6: Vale Dale West Benchmark 56 Handicap - 1400m

02 July 2025 - 3:07PM

Track Rating: Good 4, Weather: Fine, Rail Position: +7m 1200
Chute, +10m Remainder



Section	Overall	L1200	L1000	L800	L600	L400	L200
Section Times	1:27.61[11] (0:15.92)	1:11.69[9] (0:11.56)	1:00.12[9] (0:12.05)	0:48.07[9] (0:11.76)	0:36.31[10] (0:11.76)	0:24.55[11] (0:11.75)	0:12.80[12] (0:12.80)
Average Speed [km/h]	45.2	62.5	60.9	62.5	62.4	61.3	56.3
Top Speed [km/h]	63.8	63.5	62.3	63.9	63.5	63.5	59.3
Avg. Dist. to Rail [m]	6.4	2.5	3.8	3.9	4.8	8.4	11.1
Avg. Stride Freq. [Hz]	2.3	2.3	2.3	2.3	2.4	2.4	2.3
Avg. Stride Length [m]	5.4	7.0	6.9	7.0	6.9	6.8	6.6



[] Ranking at each section and finish
-:-:- No data available at this section
NA No data available

Horse/Jockey Name	COVERT WITNESS/Jason Holder
Finish Rank	12
Fastest Section Time (Section)	0:11.53 (L1200)
Top Speed [km/h] (Section)	64.0 (Overall)
Race State	Finished



Thomas Farms Rc Murray Bridge-
Professional-2025-07-02

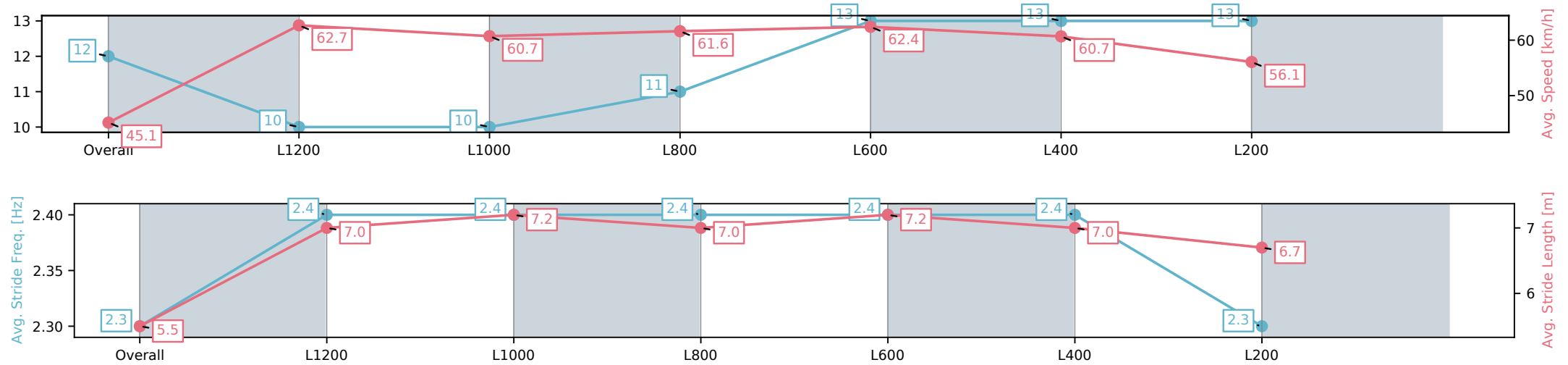
Race 6: Vale Dale West Benchmark 56 Handicap - 1400m

02 July 2025 - 3:07PM

Track Rating: Good 4, Weather: Fine, Rail Position: +7m 1200
Chute, +10m Remainder



Section	Overall	L1200	L1000	L800	L600	L400	L200
Section Times	1:27.90[12] (0:16.07)	1:11.83[10] (0:11.53)	1:00.30[10] (0:12.01)	0:48.29[11] (0:11.88)	0:36.41[13] (0:11.71)	0:24.70[13] (0:11.86)	0:12.84[13] (0:12.84)
Average Speed [km/h]	45.1	62.7	60.7	61.6	62.4	60.7	56.1
Top Speed [km/h]	63.4	64.0	61.7	63.5	62.9	62.6	58.7
Avg. Dist. to Rail [m]	6.5	1.4	2.8	3.2	3.6	7.2	8.0
Avg. Stride Freq. [Hz]	2.3	2.4	2.4	2.4	2.4	2.4	2.3
Avg. Stride Length [m]	5.5	7.0	7.2	7.0	7.2	7.0	6.7



[] Ranking at each section and finish
-:-:- No data available at this section
NA No data available

Horse/Jockey Name	LITTLE BIT YOURS/Rochelle Milnes
Finish Rank	13
Fastest Section Time (Section)	0:11.46 (L1200)
Top Speed [km/h] (Section)	64.0 (Overall)
Race State	Finished



Thomas Farms Rc Murray Bridge-
Professional-2025-07-02

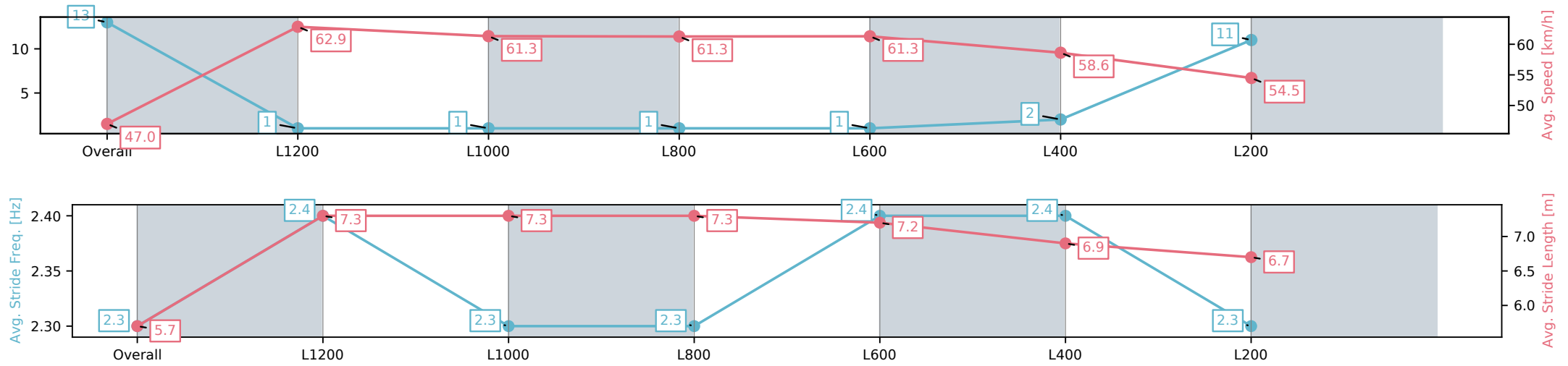
Race 6: Vale Dale West Benchmark 56 Handicap - 1400m

02 July 2025 - 3:07PM

Track Rating: Good 4, Weather: Fine, Rail Position: +7m 1200
Chute, +10m Remainder



Section	Overall	L1200	L1000	L800	L600	L400	L200
Section Times	1:27.97[13] (0:15.36)	1:12.61[1] (0:11.46)	1:01.15[1] (0:11.86)	0:49.29[1] (0:11.90)	0:37.39[1] (0:11.90)	0:25.49[2] (0:12.31)	0:13.18[11] (0:13.18)
Average Speed [km/h]	47.0	62.9	61.3	61.3	61.3	58.6	54.5
Top Speed [km/h]	64.0	63.9	62.2	62.7	62.7	61.9	56.4
Avg. Dist. to Rail [m]	9.0	1.1	2.1	2.3	3.4	5.0	5.2
Avg. Stride Freq. [Hz]	2.3	2.4	2.3	2.3	2.4	2.4	2.3
Avg. Stride Length [m]	5.7	7.3	7.3	7.3	7.2	6.9	6.7



[] Ranking at each section and finish
-:-:- No data available at this section
NA No data available

Horse/Jockey Name	ENTERPRISE JEWEL/Justin Potter
Finish Rank	14
Fastest Section Time (Section)	0:11.46 (L1200)
Top Speed [km/h] (Section)	64.4 (Overall)
Race State	Finished



Thomas Farms Rc Murray Bridge-
Professional-2025-07-02

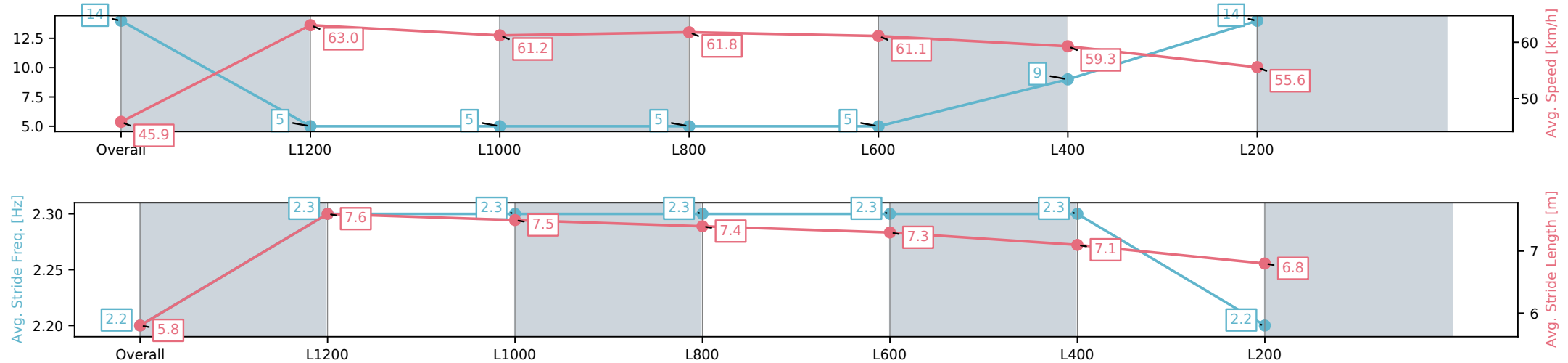
Race 6: Vale Dale West Benchmark 56 Handicap - 1400m

02 July 2025 - 3:07PM

Track Rating: Good 4, Weather: Fine, Rail Position: +7m 1200
Chute, +10m Remainder



Section	Overall	L1200	L1000	L800	L600	L400	L200
Section Times	1:28.08[14] (0:15.71)	1:12.37[5] (0:11.46)	1:00.91[5] (0:11.93)	0:48.98[5] (0:11.88)	0:37.10[5] (0:12.01)	0:25.09[9] (0:12.15)	0:12.94[14] (0:12.94)
Average Speed [km/h]	45.9	63.0	61.2	61.8	61.1	59.3	55.6
Top Speed [km/h]	62.4	64.4	61.7	63.3	62.1	61.8	57.8
Avg. Dist. to Rail [m]	8.9	3.1	2.9	3.4	5.5	9.7	9.4
Avg. Stride Freq. [Hz]	2.2	2.3	2.3	2.3	2.3	2.3	2.2
Avg. Stride Length [m]	5.8	7.6	7.5	7.4	7.3	7.1	6.8



[] Ranking at each section and finish
-:-:- No data available at this section
NA No data available