



Thomas Farms Rc Murray Bridge-Professional-2025-07-02

Race 4: Thomas Farms Benchmark 56 Handicap - 900m

02 July 2025 - 1:55PM

Track Rating: Good 4, Weather: Fine, Rail Position: +7m 1200 Chute, +10m Remainder



Section Field Times							Overall	L800	L600	L400	L200			
							0:53.13 (0:08.73)	0:44.40 (0:10.76)	0:33.65 (0:10.84)	0:22.81 (0:10.94)	0:11.87 (0:11.87)			
Position	#	Horse/Jockey	Barrier	Top Speed [km/h]	Fastest Section	First 400m						Margin	Distance Travelled From Winner [m]	
1	8	SUN FLIPPER	9	70.2	0:10.79	0:24.87	0:53.13	0:44.41 [1]	0:33.62 [3]	0:22.81 [1]	0:11.87 [1]		0:53.13	
		Sophie Potter		800-600	800-600		(0:08.72)	(0:10.79)	(0:10.81)	(0:10.94)	(0:11.87)			
2	7	GOLD SPIRIT	10	70.1	0:10.76	0:25.16	0:53.17	0:44.30 [4]	0:33.54 [5]	0:22.58 [7]	0:11.69 [5]	0.22L	+4	
		Brooke King		800-600	800-600		(0:08.87)	(0:10.76)	(0:10.96)	(0:10.89)	(0:11.69)			
3	6	HOOKEO ON WEALTH	11	70.2	0:10.61	0:25.43	0:53.20	0:43.98 [11]	0:33.12 [11]	0:22.51 [9]	0:11.75 [3]	0.44L	-4	
		Todd Pannell		800-600	600-400		(0:09.22)	(0:10.86)	(0:10.61)	(0:10.76)	(0:11.75)			
4	3	SIOUX WARRIOR	6	70.1	0:10.77	0:25.36	0:53.33	0:44.23 [9]	0:33.41 [9]	0:22.62 [10]	0:11.85 [4]	1.3L	+2	
		Jason Holder		800-600	400-200		(0:09.10)	(0:10.82)	(0:10.79)	(0:10.77)	(0:11.85)			
5	9	VELVET FOX	7	70.1	0:10.67	0:24.94	0:53.37	0:44.51 [3]	0:33.84 [4]	0:23.03 [3]	0:11.92 [2]	1.53L	-4	
		Isaac Sit		1000-800	800-600		(0:08.86)	(0:10.67)	(0:10.81)	(0:11.11)	(0:11.92)			
6	2	MAGIC FIELD	8	70.2	0:10.74	0:25.05	0:53.52	0:44.60 [6]	0:33.86 [6]	0:23.02 [5]	0:11.95 [6]	2.48L	-2	
		Alysha Warren		1000-800	800-600		(0:08.92)	(0:10.74)	(0:10.84)	(0:11.07)	(0:11.95)			
7	4	FLYIN' FOR US	5	68.6	0:10.73	0:25.19	0:53.91	0:44.85 [8]	0:34.08 [8]	0:23.35 [6]	0:12.02 [10]	4.99L	-6	
		Caitlin Tootell		800-600	600-400		(0:09.06)	(0:10.77)	(0:10.73)	(0:11.33)	(0:12.02)			
8	10	ARTISSI	3	68.8	0:10.80	0:25.28	0:54.19	0:45.19 [7]	0:34.39 [7]	0:23.57 [8]	0:12.32 [9]	6.79L	-7	
		Anna Jordsjo		1000-800	800-600		(0:09.00)	(0:10.80)	(0:10.82)	(0:11.25)	(0:12.32)			
9	13	PRINCE KURO	1	69.5	0:10.63	0:24.89	0:54.40	0:45.55 [2]	0:34.92 [1]	0:24.07 [2]	0:12.59 [8]	8.21L	-6	
		Ben Price		1000-800	800-600		(0:08.85)	(0:10.63)	(0:10.85)	(0:11.48)	(0:12.59)			
10	5	HEAVEN ROCKS	4	70.2	0:10.61	0:24.92	0:54.43	0:45.55 [5]	0:34.94 [2]	0:24.04 [4]	0:12.69 [7]	8.37L	-5	
		Jake Toeroek		1000-800	800-600		(0:08.88)	(0:10.61)	(0:10.90)	(0:11.35)	(0:12.69)			

Scratched: Gopher Frank (#1), Gilmore (#12), Miss Gabbiano (#14), Madam Furphy (#15), Shikanic (#16)

Report Created: Wed 02 July 2025 15:08:46 GMT+10 (Note: Timing is based on positional data)

Page 1/13

[] Position in running at each section and finish
-:-:- No data available at this section
NA No data available
█ Background shading for fastest section

Saddle cloth number
DNF Did not finish
DNT Did not track



Thomas Farms Rc Murray Bridge-Professional-2025-07-02

Race 4: Thomas Farms Benchmark 56 Handicap - 900m

02 July 2025 - 1:55PM

Track Rating: Good 4, Weather: Fine, Rail Position: +7m 1200 Chute, +10m Remainder



Section

Field Times

Overall	L800	L600	L400	L200
0:53.13	0:44.40	0:33.65	0:22.81	0:11.87
(0:08.73)	(0:10.76)	(0:10.84)	(0:10.94)	(0:11.87)

Position	#	Horse/Jockey	Barrier	Top Speed [km/h]	Fastest Section	First 400m							Margin	Distance Travelled From Winner [m]
11	11	AWEN	12	69.5	0:10.87	0:25.52	0:54.58	0:45.41 [10]	0:34.54 [10]	0:23.44 [11]	0:12.03 [11]		9.35L	-1
		Monika Wolanin		1000-800	800-600		(0:09.17)	(0:10.87)	(0:11.10)	(0:11.41)	(0:12.03)			

Scratched: Gopher Frank (#1), Gilmore (#12), Miss Gabbiano (#14), Madam Furphy (#15), Shikanic (#16)

Horse/Jockey Name	SUN FLIPPER/Sophie Potter
Finish Rank	1
Fastest Section Time (Section)	0:10.79 (L800)
Top Speed [km/h] (Section)	70.2 (L800)
Race State	Finished



Thomas Farms Rc Murray Bridge-
Professional-2025-07-02

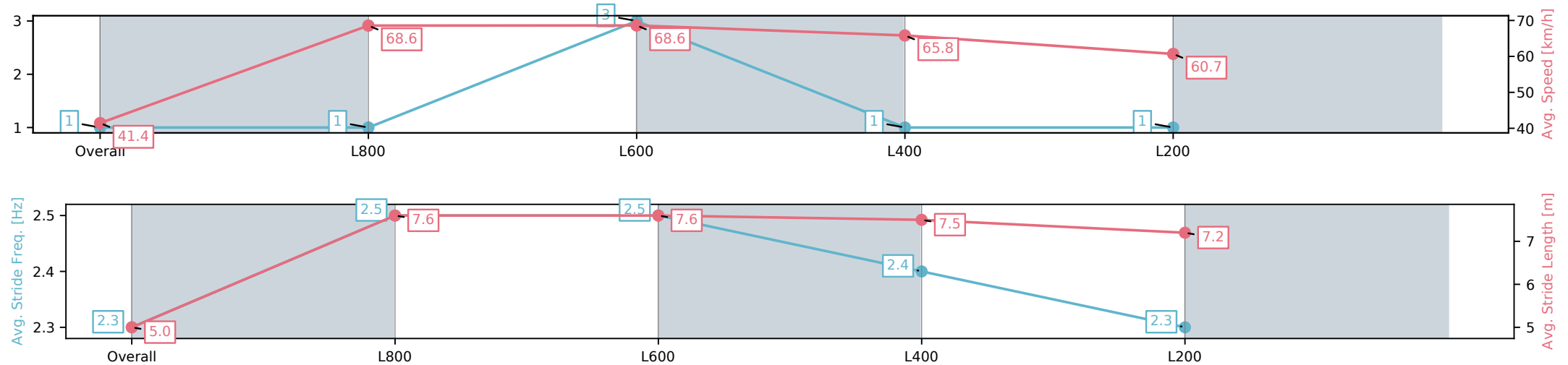
Race 4: Thomas Farms Benchmark 56 Handicap - 900m

02 July 2025 - 1:55PM

Track Rating: Good 4, Weather: Fine, Rail Position: +7m 1200
Chute, +10m Remainder



Section	Overall	L800	L600	L400	L200
Section Times	0:53.13[1] (0:08.72)	0:44.41[1] (0:10.79)	0:33.62[3] (0:10.81)	0:22.81[1] (0:10.94)	0:11.87[1] (0:11.87)
Average Speed [km/h]	41.4	68.6	68.6	65.8	60.7
Top Speed [km/h]	64.8	70.2	70.2	67.9	63.5
Avg. Dist. to Rail [m]	6.5	8.4	7.8	11.0	11.1
Avg. Stride Freq. [Hz]	2.3	2.5	2.5	2.4	2.3
Avg. Stride Length [m]	5.0	7.6	7.6	7.5	7.2



[] Ranking at each section and finish
-:-:- No data available at this section
NA No data available

Horse/Jockey Name	GOLD SPIRIT/Brooke King
Finish Rank	2
Fastest Section Time (Section)	0:10.76 (L800)
Top Speed [km/h] (Section)	70.1 (L800)
Race State	Finished



Thomas Farms Rc Murray Bridge-
Professional-2025-07-02

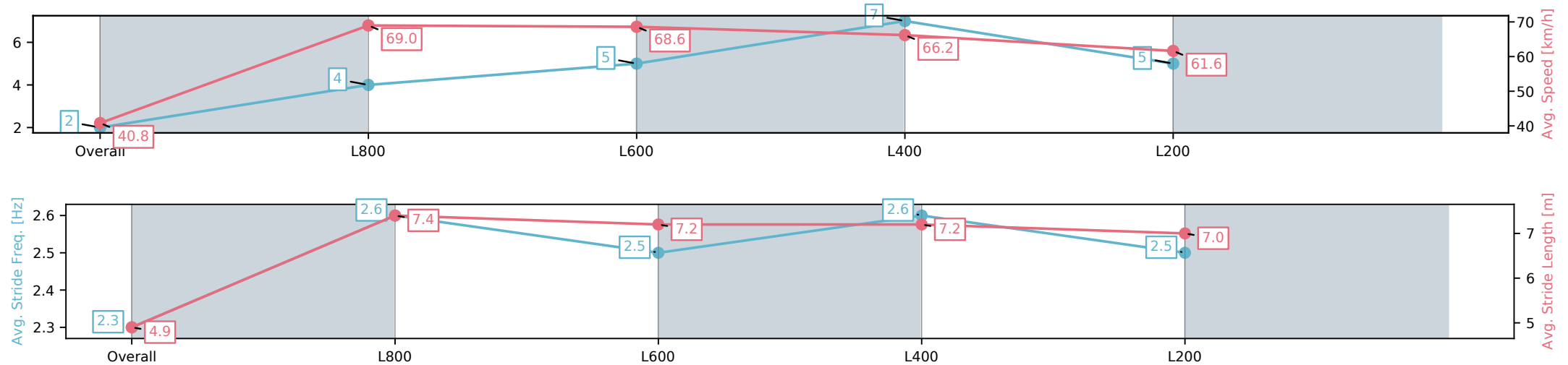
Race 4: Thomas Farms Benchmark 56 Handicap - 900m

02 July 2025 - 1:55PM

Track Rating: Good 4, Weather: Fine, Rail Position: +7m 1200
Chute, +10m Remainder



Section	Overall	L800	L600	L400	L200
Section Times	0:53.17[2] (0:08.87)	0:44.30[4] (0:10.76)	0:33.54[5] (0:10.96)	0:22.58[7] (0:10.89)	0:11.69[5] (0:11.69)
Average Speed [km/h]	40.8	69.0	68.6	66.2	61.6
Top Speed [km/h]	66.1	69.9	70.1	68.7	63.8
Avg. Dist. to Rail [m]	7.2	9.2	11.2	14.2	13.9
Avg. Stride Freq. [Hz]	2.3	2.6	2.5	2.6	2.5
Avg. Stride Length [m]	4.9	7.4	7.2	7.2	7.0



[] Ranking at each section and finish
-:-:- No data available at this section
NA No data available

Horse/Jockey Name	HOOKED ON WEALTH/Todd Pannell
Finish Rank	3
Fastest Section Time (Section)	0:10.61 (L600)
Top Speed [km/h] (Section)	70.2 (L800)
Race State	Finished



Thomas Farms Rc Murray Bridge-
Professional-2025-07-02

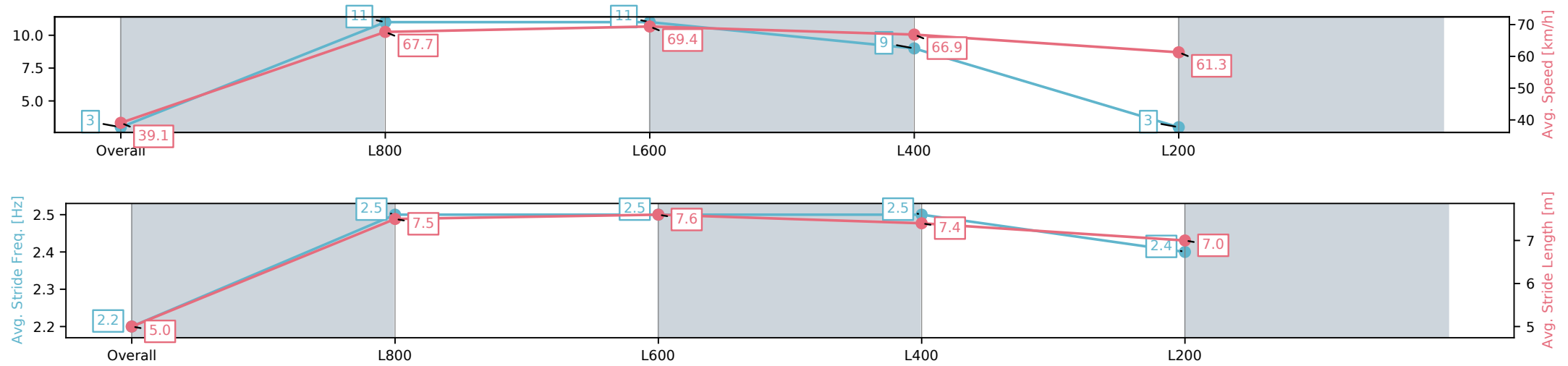
Race 4: Thomas Farms Benchmark 56 Handicap - 900m

02 July 2025 - 1:55PM

Track Rating: Good 4, Weather: Fine, Rail Position: +7m 1200
Chute, +10m Remainder



Section	Overall	L800	L600	L400	L200
Section Times	0:53.20[3] (0:09.22)	0:43.98[11] (0:10.86)	0:33.12[11] (0:10.61)	0:22.51[9] (0:10.76)	0:11.75[3] (0:11.75)
Average Speed [km/h]	39.1	67.7	69.4	66.9	61.3
Top Speed [km/h]	64.0	69.2	70.2	69.8	64.2
Avg. Dist. to Rail [m]	7.7	6.3	5.5	7.6	9.4
Avg. Stride Freq. [Hz]	2.2	2.5	2.5	2.5	2.4
Avg. Stride Length [m]	5.0	7.5	7.6	7.4	7.0



[] Ranking at each section and finish
-:-:- No data available at this section
NA No data available

Horse/Jockey Name	SIoux WARRIOR/Jason Holder
Finish Rank	4
Fastest Section Time (Section)	0:10.77 (L400)
Top Speed [km/h] (Section)	70.1 (L800)
Race State	Finished



Thomas Farms Rc Murray Bridge-
Professional-2025-07-02

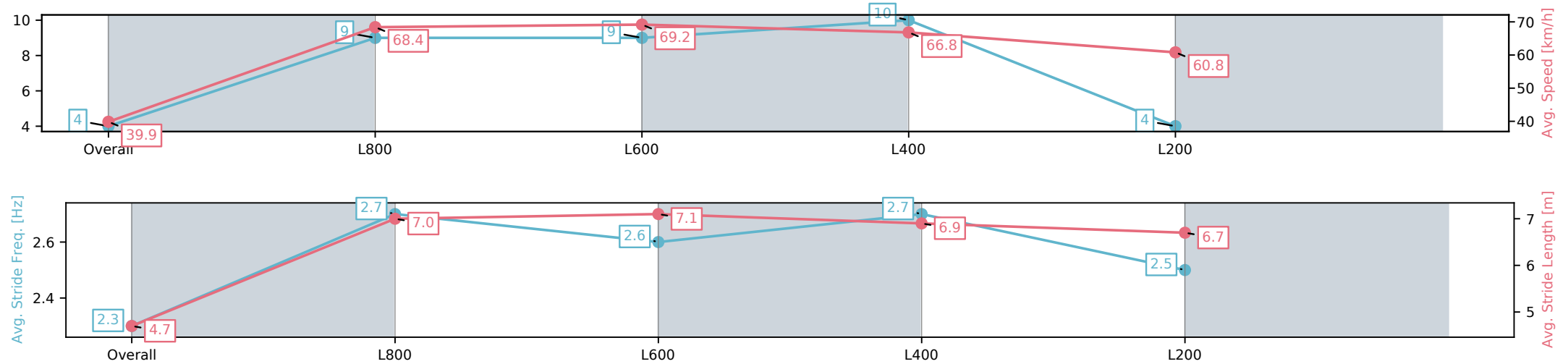
Race 4: Thomas Farms Benchmark 56 Handicap - 900m

02 July 2025 - 1:55PM

Track Rating: Good 4, Weather: Fine, Rail Position: +7m 1200
Chute, +10m Remainder



Section	Overall	L800	L600	L400	L200
Section Times	0:53.33[4] (0:09.10)	0:44.23[9] (0:10.82)	0:33.41[9] (0:10.79)	0:22.62[10] (0:10.77)	0:11.85[4] (0:11.85)
Average Speed [km/h]	39.9	68.4	69.2	66.8	60.8
Top Speed [km/h]	65.6	69.1	70.1	70.0	63.9
Avg. Dist. to Rail [m]	4.4	8.1	9.1	10.9	11.7
Avg. Stride Freq. [Hz]	2.3	2.7	2.6	2.7	2.5
Avg. Stride Length [m]	4.7	7.0	7.1	6.9	6.7



[] Ranking at each section and finish
-:-:- No data available at this section
NA No data available

Horse/Jockey Name	VELVET FOX/Isaac Sit
Finish Rank	5
Fastest Section Time (Section)	0:10.67 (L800)
Top Speed [km/h] (Section)	70.1 (Overall)
Race State	Finished



Thomas Farms Rc Murray Bridge-
Professional-2025-07-02

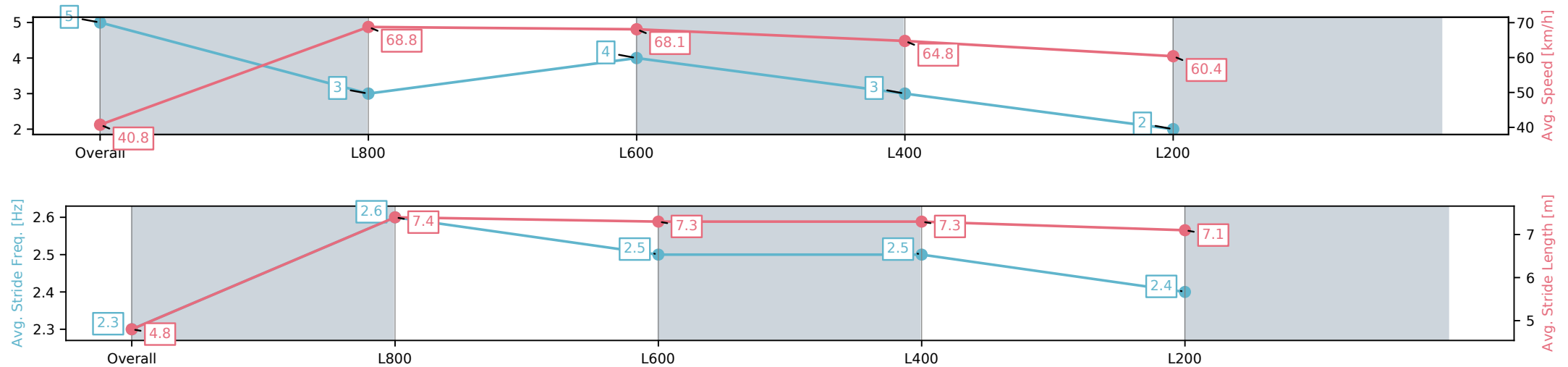
Race 4: Thomas Farms Benchmark 56 Handicap - 900m

02 July 2025 - 1:55PM

Track Rating: Good 4, Weather: Fine, Rail Position: +7m 1200
Chute, +10m Remainder



Section	Overall	L800	L600	L400	L200
Section Times	0:53.37[5] (0:08.86)	0:44.51[3] (0:10.67)	0:33.84[4] (0:10.81)	0:23.03[3] (0:11.11)	0:11.92[2] (0:11.92)
Average Speed [km/h]	40.8	68.8	68.1	64.8	60.4
Top Speed [km/h]	65.7	70.1	69.0	67.8	62.9
Avg. Dist. to Rail [m]	4.6	5.8	5.6	7.2	7.6
Avg. Stride Freq. [Hz]	2.3	2.6	2.5	2.5	2.4
Avg. Stride Length [m]	4.8	7.4	7.3	7.3	7.1



- [] Ranking at each section and finish
- :-:- No data available at this section
- NA No data available

Horse/Jockey Name	MAGIC FIELD/Alysha Warren
Finish Rank	6
Fastest Section Time (Section)	0:10.74 (L800)
Top Speed [km/h] (Section)	70.2 (Overall)
Race State	Finished



Thomas Farms Rc Murray Bridge-
Professional-2025-07-02

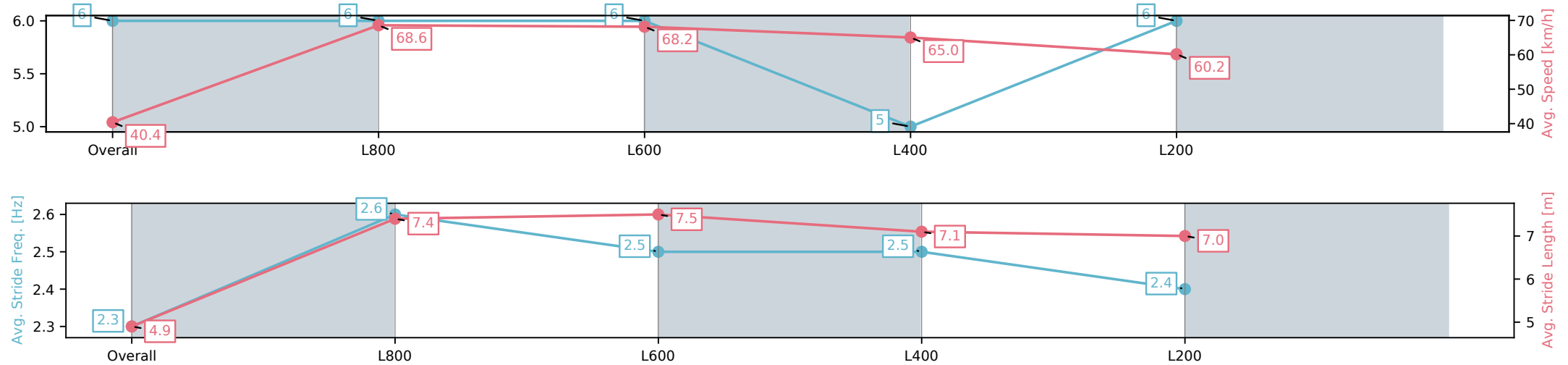
Race 4: Thomas Farms Benchmark 56 Handicap - 900m

02 July 2025 - 1:55PM

Track Rating: Good 4, Weather: Fine, Rail Position: +7m 1200
Chute, +10m Remainder



Section	Overall	L800	L600	L400	L200
Section Times	0:53.52[6] (0:08.92)	0:44.60[6] (0:10.74)	0:33.86[6] (0:10.84)	0:23.02[5] (0:11.07)	0:11.95[6] (0:11.95)
Average Speed [km/h]	40.4	68.6	68.2	65.0	60.2
Top Speed [km/h]	65.0	70.2	68.9	67.1	62.6
Avg. Dist. to Rail [m]	5.6	6.8	6.8	10.4	12.5
Avg. Stride Freq. [Hz]	2.3	2.6	2.5	2.5	2.4
Avg. Stride Length [m]	4.9	7.4	7.5	7.1	7.0



- [] Ranking at each section and finish
- :-:- No data available at this section
- NA No data available

Horse/Jockey Name	FLYIN' FOR US/Caitlin Tootell
Finish Rank	7
Fastest Section Time (Section)	0:10.73 (L600)
Top Speed [km/h] (Section)	68.6 (L800)
Race State	Finished



Thomas Farms Rc Murray Bridge-
Professional-2025-07-02

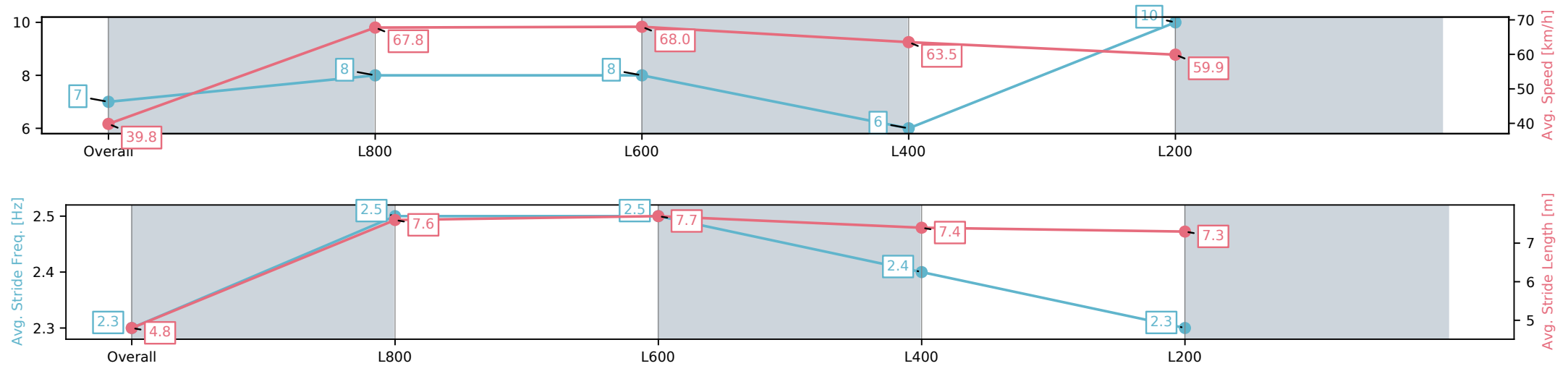
Race 4: Thomas Farms Benchmark 56 Handicap - 900m

02 July 2025 - 1:55PM

Track Rating: Good 4, Weather: Fine, Rail Position: +7m 1200
Chute, +10m Remainder



Section	Overall	L800	L600	L400	L200
Section Times	0:53.91[7] (0:09.06)	0:44.85[8] (0:10.77)	0:34.08[8] (0:10.73)	0:23.35[6] (0:11.33)	0:12.02[10] (0:12.02)
Average Speed [km/h]	39.8	67.8	68.0	63.5	59.9
Top Speed [km/h]	64.2	68.6	68.6	67.6	61.6
Avg. Dist. to Rail [m]	3.7	4.4	3.4	5.0	7.6
Avg. Stride Freq. [Hz]	2.3	2.5	2.5	2.4	2.3
Avg. Stride Length [m]	4.8	7.6	7.7	7.4	7.3



[] Ranking at each section and finish
-:-:- No data available at this section
NA No data available

Horse/Jockey Name	ARTISSI/Anna Jordsjo
Finish Rank	8
Fastest Section Time (Section)	0:10.80 (L800)
Top Speed [km/h] (Section)	68.8 (Overall)
Race State	Finished



Thomas Farms Rc Murray Bridge-
Professional-2025-07-02

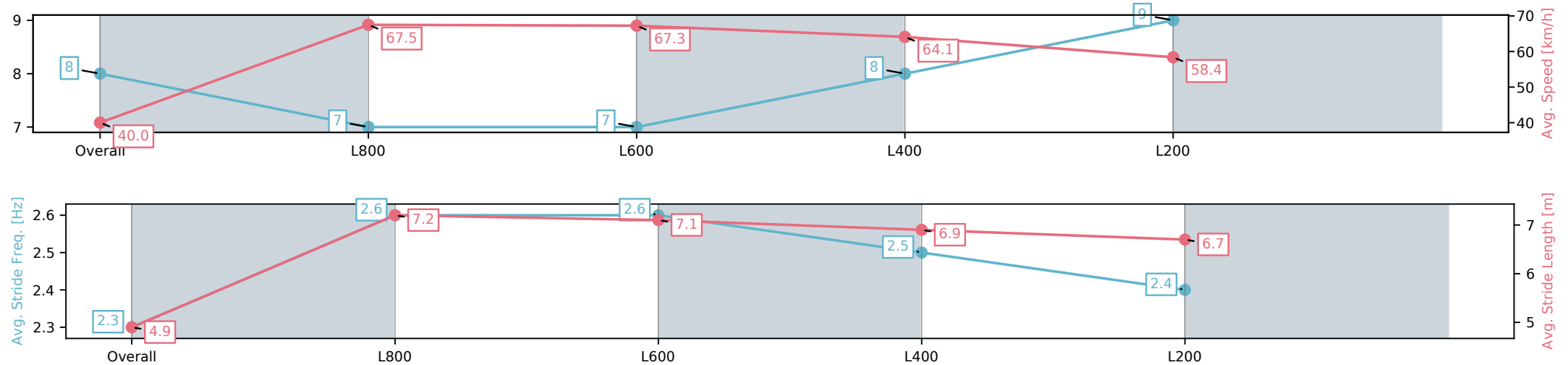
Race 4: Thomas Farms Benchmark 56 Handicap - 900m

02 July 2025 - 1:55PM

Track Rating: Good 4, Weather: Fine, Rail Position: +7m 1200
Chute, +10m Remainder



Section	Overall	L800	L600	L400	L200
Section Times	0:54.19[8] (0:09.00)	0:45.19[7] (0:10.80)	0:34.39[7] (0:10.82)	0:23.57[8] (0:11.25)	0:12.32[9] (0:12.32)
Average Speed [km/h]	40.0	67.5	67.3	64.1	58.4
Top Speed [km/h]	64.5	68.8	68.5	66.1	62.0
Avg. Dist. to Rail [m]	2.6	3.7	3.2	4.1	3.7
Avg. Stride Freq. [Hz]	2.3	2.6	2.6	2.5	2.4
Avg. Stride Length [m]	4.9	7.2	7.1	6.9	6.7



[] Ranking at each section and finish
-:-:- No data available at this section
NA No data available

Horse/Jockey Name	PRINCE KURO/Ben Price
Finish Rank	9
Fastest Section Time (Section)	0:10.63 (L800)
Top Speed [km/h] (Section)	69.5 (Overall)
Race State	Finished



Thomas Farms Rc Murray Bridge-
Professional-2025-07-02

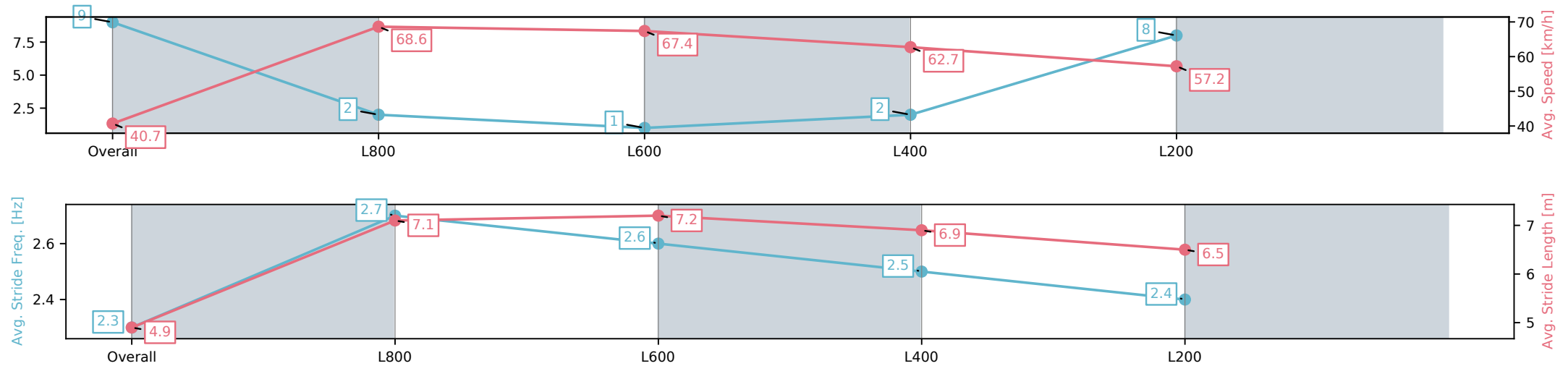
Race 4: Thomas Farms Benchmark 56 Handicap - 900m

02 July 2025 - 1:55PM

Track Rating: Good 4, Weather: Fine, Rail Position: +7m 1200
Chute, +10m Remainder



Section	Overall	L800	L600	L400	L200
Section Times	0:54.40[9] (0:08.85)	0:45.55[2] (0:10.63)	0:34.92[1] (0:10.85)	0:24.07[2] (0:11.48)	0:12.59[8] (0:12.59)
Average Speed [km/h]	40.7	68.6	67.4	62.7	57.2
Top Speed [km/h]	66.0	69.5	68.7	65.2	60.5
Avg. Dist. to Rail [m]	3.1	4.0	3.6	3.5	4.6
Avg. Stride Freq. [Hz]	2.3	2.7	2.6	2.5	2.4
Avg. Stride Length [m]	4.9	7.1	7.2	6.9	6.5



- [] Ranking at each section and finish
- :-:- No data available at this section
- NA No data available

Horse/Jockey Name	HEAVEN ROCKS/Jake Toeroek
Finish Rank	10
Fastest Section Time (Section)	0:10.61 (L800)
Top Speed [km/h] (Section)	70.2 (Overall)
Race State	Finished



Thomas Farms Rc Murray Bridge-
Professional-2025-07-02

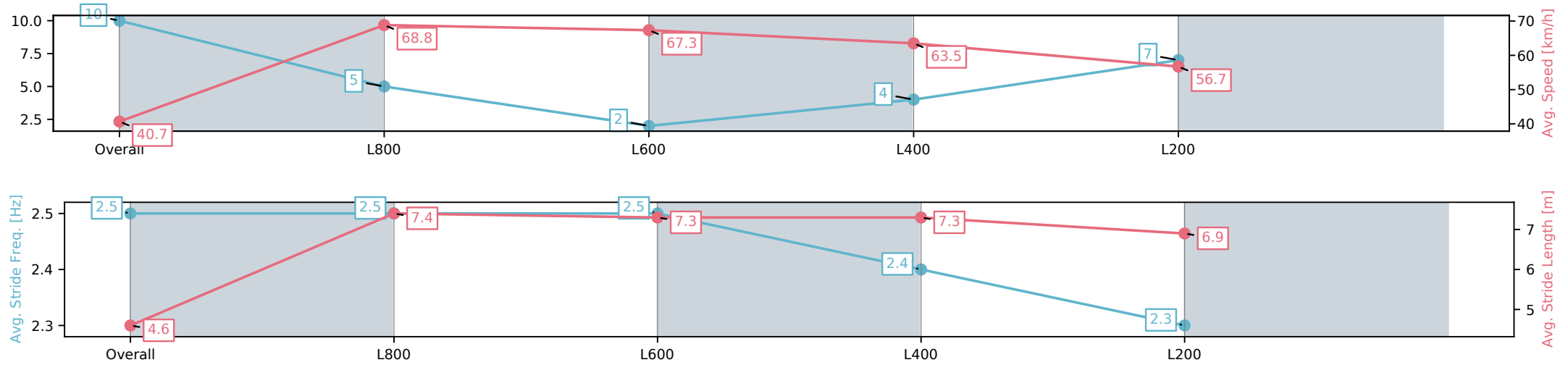
Race 4: Thomas Farms Benchmark 56 Handicap - 900m

02 July 2025 - 1:55PM

Track Rating: Good 4, Weather: Fine, Rail Position: +7m 1200
Chute, +10m Remainder



Section	Overall	L800	L600	L400	L200
Section Times	0:54.43[10] (0:08.88)	0:45.55[5] (0:10.61)	0:34.94[2] (0:10.90)	0:24.04[4] (0:11.35)	0:12.69[7] (0:12.69)
Average Speed [km/h]	40.7	68.8	67.3	63.5	56.7
Top Speed [km/h]	65.0	70.2	68.4	66.7	60.2
Avg. Dist. to Rail [m]	3.4	4.7	5.3	6.1	7.7
Avg. Stride Freq. [Hz]	2.5	2.5	2.5	2.4	2.3
Avg. Stride Length [m]	4.6	7.4	7.3	7.3	6.9



[] Ranking at each section and finish
-:-:- No data available at this section
NA No data available

Horse/Jockey Name	AWEN/Monika Wolanin
Finish Rank	11
Fastest Section Time (Section)	0:10.87 (L800)
Top Speed [km/h] (Section)	69.5 (Overall)
Race State	Finished



Thomas Farms Rc Murray Bridge-
Professional-2025-07-02

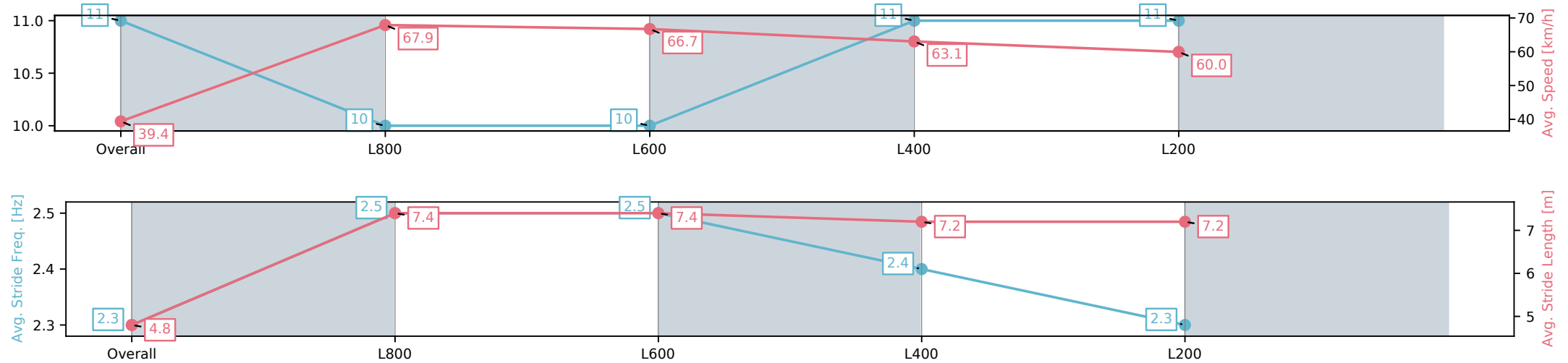
Race 4: Thomas Farms Benchmark 56 Handicap - 900m

02 July 2025 - 1:55PM

Track Rating: Good 4, Weather: Fine, Rail Position: +7m 1200
Chute, +10m Remainder



Section	Overall	L800	L600	L400	L200
Section Times	0:54.58[11] (0:09.17)	0:45.41[10] (0:10.87)	0:34.54[10] (0:11.10)	0:23.44[11] (0:11.41)	0:12.03[11] (0:12.03)
Average Speed [km/h]	39.4	67.9	66.7	63.1	60.0
Top Speed [km/h]	63.0	69.5	68.0	65.8	61.4
Avg. Dist. to Rail [m]	8.5	7.4	7.6	13.3	14.6
Avg. Stride Freq. [Hz]	2.3	2.5	2.5	2.4	2.3
Avg. Stride Length [m]	4.8	7.4	7.4	7.2	7.2



[] Ranking at each section and finish
-:-:- No data available at this section
NA No data available