



Thomas Farms Rc Murray Bridge-Professional-2025-07-02

Race 3: Publicans Raceday - 13 August - Book Now Maiden Plate - 1400m

02 July 2025 - 1:20PM

Track Rating: Good 4, Weather: Fine, Rail Position: +7m 1200 Chute, +10m Remainder



Section Field Times							Overall	L1200	L1000	L800	L600	L400		
							1:27.15 (0:15.28)	1:11.86 (0:11.51)	1:00.36 (0:12.01)	0:48.35 (0:12.28)	0:36.06 (0:11.93)	0:24.13 (0:11.82)		
Position	#	Horse/Jockey	Barrier	Top Speed [km/h]	Fastest Section	First 400m							Distance Travelled From Winner [m]	
1	3	GOLDEN MIKKI	2	64.6	0:11.46	0:27.16	1:27.15	1:11.51 [7]	0:59.99 [5]	0:47.92 [5]	0:35.45 [7]	0:23.67 [4]		
		Jacob Opperman		800-600	400-200		(0:15.64)	(0:11.52)	(0:12.07)	(0:12.47)	(0:11.78)	(0:11.46)		
2	13	XAIAMBI	10	63.9	0:11.51	0:26.79	1:27.19	1:11.91 [1]	1:00.40 [1]	0:48.39 [1]	0:36.10 [1]	0:24.17 [1]		-6
		Emily Finnegan		1400-1200	1200-1000		(0:15.28)	(0:11.51)	(0:12.01)	(0:12.28)	(0:11.93)	(0:11.82)		
3	8	LAYIN' UP	6	63.5	0:11.63	0:27.27	1:27.39	1:11.75 [6]	1:00.12 [7]	0:48.03 [7]	0:35.74 [6]	0:23.68 [7]		-3
		Rochelle Milnes		1400-1200	1200-1000		(0:15.64)	(0:11.63)	(0:12.09)	(0:12.28)	(0:12.06)	(0:11.65)		
4	12	VICTORY QUEEN	8	63.8	0:11.55	0:26.98	1:27.39	1:11.96 [3]	1:00.41 [3]	0:48.23 [4]	0:35.98 [3]	0:24.05 [3]		-5
		Teagan Voorham		1400-1200	1200-1000		(0:15.43)	(0:11.55)	(0:12.18)	(0:12.25)	(0:11.93)	(0:11.62)		
5	1	CRACKEN GOOD TIME	13	65.0	0:11.40	0:26.83	1:27.44	1:12.01 [2]	1:00.61 [2]	0:48.53 [2]	0:36.21 [2]	0:24.15 [2]		-2
		Matthew Chadwick		1400-1200	1200-1000		(0:15.43)	(0:11.40)	(0:12.08)	(0:12.32)	(0:12.06)	(0:11.81)		
6	6	BREAK THE TABOO	4	64.1	0:11.59	0:27.63	1:27.63	1:11.70 [11]	1:00.00 [10]	0:48.00 [9]	0:35.74 [8]	0:23.67 [9]		-3
		Caitlin Tootell		1400-1200	400-200		(0:15.93)	(0:11.70)	(0:12.00)	(0:12.26)	(0:12.07)	(0:11.59)		
7	2	GINGERBREAD BOY	3	64.5	0:11.71	0:27.46	1:27.79	1:12.04 [8]	1:00.33 [8]	0:48.20 [8]	0:35.88 [9]	0:24.09 [6]		-4
		Dylan Caboche		1400-1200	1200-1000		(0:15.75)	(0:11.71)	(0:12.13)	(0:12.32)	(0:11.79)	(0:11.74)		
8	14	CYNANE	9	63.8	0:11.56	0:27.11	1:28.00	1:12.46 [4]	1:00.89 [4]	0:48.86 [3]	0:36.56 [4]	0:24.46 [5]		-2
		Margaret Collett		1400-1200	1200-1000		(0:15.54)	(0:11.56)	(0:12.03)	(0:12.30)	(0:12.10)	(0:11.88)		
9	11	QUEEN KICKER	11	64.1	0:11.62	0:27.26	1:28.18	1:12.54 [5]	1:00.92 [6]	0:48.84 [6]	0:36.59 [5]	0:24.40 [8]		+1
		Alysha Warren		1400-1200	1200-1000		(0:15.64)	(0:11.62)	(0:12.08)	(0:12.25)	(0:12.19)	(0:11.96)		
10	5	WILD EXPECTATIONS	14	63.0	0:11.82	0:27.69	1:28.33	1:12.46 [10]	1:00.64 [11]	0:48.41 [12]	0:36.23 [10]	0:24.28 [10]		-3
		Todd Pannell		1400-1200	1200-1000		(0:15.87)	(0:11.82)	(0:12.23)	(0:12.18)	(0:11.95)	(0:11.94)		

Scratched: Exalted Belle (#7), Tennessee Maggie (#10), Amanda's Joy (#16), Icanhearzou (#17), Alabama Belle (#18)

Report Created: Wed 02 July 2025 14:29:58 GMT+10 (Note: Timing is based on positional data)

Page 1/17

[] Position in running at each section and finish
-:-:- No data available at this section
NA No data available
█ Background shading for fastest section

Saddle cloth number
DNF Did not finish
DNT Did not track



Thomas Farms Rc Murray Bridge-Professional-2025-07-02

Race 3: Publicans Raceday - 13 August - Book Now Maiden Plate - 1400m

02 July 2025 - 1:20PM

Track Rating: Good 4, Weather: Fine, Rail Position: +7m 1200 Chute, +10m Remainder



Section

Field Times

Overall	L1200	L1000	L800	L600	L400
1:27.15	1:11.86	1:00.36	0:48.35	0:36.06	0:24.13
(0:15.28)	(0:11.51)	(0:12.01)	(0:12.28)	(0:11.93)	(0:11.82)

Position	#	Horse/Jockey	Barrier	Top Speed [km/h]	Fastest Section	First 400m								Distance Travelled From Winner [m]
11	4	NAVAL ENSIGN	5	64.6	0:11.66	0:27.80	1:28.62	1:12.48 [12]	1:00.82 [12]	0:48.76 [11]	0:36.43 [12]	0:24.42 [11]		-3
		Taylor Johnstone		1400-1200	1200-1000		(0:16.14)	(0:11.66)	(0:12.06)	(0:12.33)	(0:12.01)	(0:11.92)		
12	15	SYR WYVERN	12	65.1	0:11.70	0:27.55	1:30.59	1:14.74 [9]	1:03.04 [9]	0:50.79 [10]	0:38.47 [11]	0:26.34 [12]		+0
		Stacey Metcalfe		1400-1200	1200-1000		(0:15.85)	(0:11.70)	(0:12.25)	(0:12.32)	(0:12.13)	(0:12.40)		
13	9	LEFT HAND LOVER	1	67.9	0:10.97	0:28.33	1:32.13	1:14.77 [13]	1:03.80 [13]	0:51.93 [13]	0:39.52 [13]	0:26.99 [13]		-6
		Brooke King		1400-1200	1200-1000		(0:17.36)	(0:10.97)	(0:11.87)	(0:12.41)	(0:12.53)	(0:12.90)		

Scratched: Exalted Belle (#7), Tennessee Maggie (#10), Amanda's Joy (#16), Icanhearzou (#17), Alabama Belle (#18)



RACINGSA

Thomas Farms Rc Murray Bridge-Professional-2025-07-02

Race 3: Publicans Raceday - 13 August - Book Now Maiden Plate - 1400m

02 July 2025 - 1:20PM

Track Rating: Good 4, Weather: Fine, Rail Position: +7m 1200 Chute, +10m Remainder



Murray Bridge
Racing Club

Section Field Times

L200
0:12.30
(0:12.30)

Position	#	Horse/Jockey	Barrier	Top Speed [km/h]	Fastest Section	First 400m	Margin	Distance Travelled From Winner [m]
1	3	GOLDEN MIKKI Jacob Opperman	2	64.6 800-600	0:11.46 400-200	0:27.16 (0:12.21)	0:12.21 [2] 1:27.15	
2	13	XAIAMBI Emily Finnegan	10	63.9 1400-1200	0:11.51 1200-1000	0:26.79 (0:12.35)	0:12.35 [1] 0.22L	-6
3	8	LAYIN' UP Rochelle Milnes	6	63.5 1400-1200	0:11.63 1200-1000	0:27.27 (0:12.03)	0:12.03 [5] 1.4L	-3
4	12	VICTORY QUEEN Teagan Voorham	8	63.8 1400-1200	0:11.55 1200-1000	0:26.98 (0:12.43)	0:12.43 [3] 1.44L	-5
5	1	CRACKEN GOOD TIME Matthew Chadwick	13	65.0 1400-1200	0:11.40 1200-1000	0:26.83 (0:12.34)	0:12.34 [4] 1.71L	-2
6	6	BREAK THE TABOO Caitlin Tootell	4	64.1 1400-1200	0:11.59 400-200	0:27.63 (0:12.08)	0:12.08 [8] 2.86L	-3
7	2	GINGERBREAD BOY Dylan Caboche	3	64.5 1400-1200	0:11.71 1200-1000	0:27.46 (0:12.35)	0:12.35 [7] 3.78L	-4
8	14	CYNANE Margaret Collett	9	63.8 1400-1200	0:11.56 1200-1000	0:27.11 (0:12.57)	0:12.58 [6] 5.01L	-2
9	11	QUEEN KICKER Alysha Warren	11	64.1 1400-1200	0:11.62 1200-1000	0:27.26 (0:12.44)	0:12.44 [9] 6.1L	+1
10	5	WILD EXPECTATIONS Todd Pannell	14	63.0 1400-1200	0:11.82 1200-1000	0:27.69 (0:12.34)	0:12.34 [10] 7.03L	-3

Scratched: Exalted Belle (#7), Tennessee Maggie (#10), Amanda's Joy (#16), Icanhearzou (#17), Alabama Belle (#18)

Report Created: Wed 02 July 2025 14:29:58 GMT+10 (Note: Timing is based on positional data)

[] Position in running at each section and finish
-:-:- No data available at this section
NA No data available
■ Background shading for fastest section

Saddle cloth number
DNF Did not finish
DNT Did not track



Thomas Farms Rc Murray Bridge-Professional-2025-07-02

Race 3: Publicans Raceday - 13 August - Book Now Maiden Plate - 1400m

02 July 2025 - 1:20PM

Track Rating: Good 4, Weather: Fine, Rail Position: +7m 1200 Chute, +10m Remainder



Section Field Times

L200
0:12.30
(0:12.30)

Position	#	Horse/Jockey	Barrier	Top Speed [km/h]	Fastest Section	First 400m	Margin	Distance Travelled From Winner [m]						
11	4	NAVAL ENSIGN	5	64.6	0:11.66	0:27.80	0:12.50 [11]	8.7L						-3
		Taylor Johnstone		1400-1200	1200-1000		(0:12.50)							
12	15	SYR WYVERN	12	65.1	0:11.70	0:27.55	0:13.94 [12]	20.44L						+0
		Stacey Metcalfe		1400-1200	1200-1000		(0:13.94)							
13	9	LEFT HAND LOVER	1	67.9	0:10.97	0:28.33	0:14.09 [13]	29.6L						-6
		Brooke King		1400-1200	1200-1000		(0:14.09)							

Scratched: Exalted Belle (#7), Tennessee Maggie (#10), Amanda's Joy (#16), Icanhearzou (#17), Alabama Belle (#18)

Horse/Jockey Name	GOLDEN MIKKI/Jacob Opperman
Finish Rank	1
Fastest Section Time (Section)	0:11.46 (L400)
Top Speed [km/h] (Section)	64.6 (L800)
Race State	Finished



Thomas Farms Rc Murray Bridge-
Professional-2025-07-02

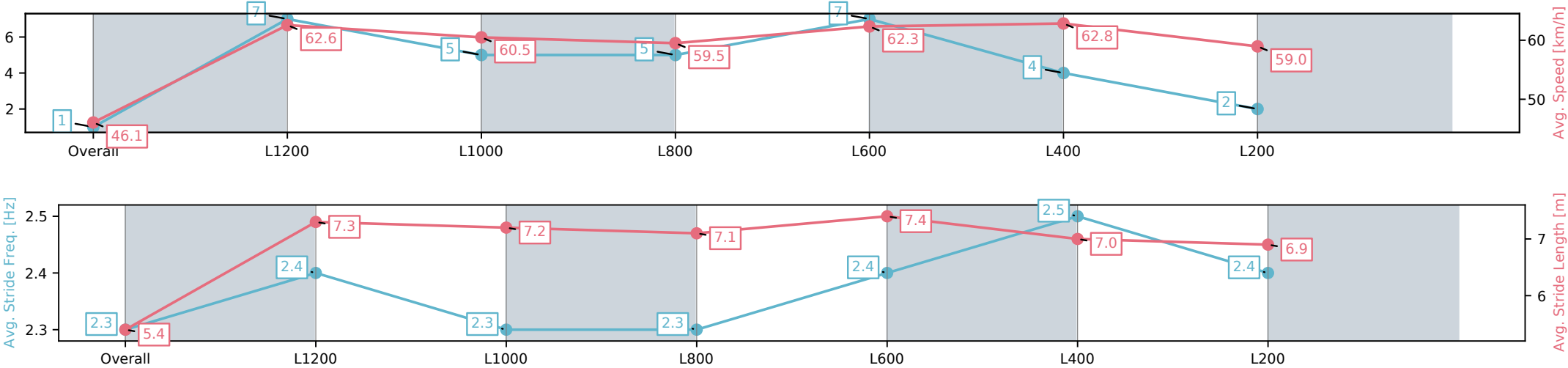
Race 3: Publicans Raceday - 13 August - Book Now Maiden
Plate - 1400m

02 July 2025 - 1:20PM

Track Rating: Good 4, Weather: Fine, Rail Position: +7m 1200
Chute, +10m Remainder



Section	Overall	L1200	L1000	L800	L600	L400	L200
Section Times	1:27.15[1] (0:15.64)	1:11.51[7] (0:11.52)	0:59.99[5] (0:12.07)	0:47.92[5] (0:12.47)	0:35.45[7] (0:11.78)	0:23.67[4] (0:11.46)	0:12.21[2] (0:12.21)
Average Speed [km/h]	46.1	62.6	60.5	59.5	62.3	62.8	59.0
Top Speed [km/h]	64.3	63.7	61.4	60.1	64.6	64.5	61.1
Avg. Dist. to Rail [m]	4.6	0.9	3.0	5.7	4.9	8.0	8.4
Avg. Stride Freq. [Hz]	2.3	2.4	2.3	2.3	2.4	2.5	2.4
Avg. Stride Length [m]	5.4	7.3	7.2	7.1	7.4	7.0	6.9



[] Ranking at each section and finish
-:-:- No data available at this section
NA No data available

Horse/Jockey Name	XAIAMBI/Emily Finnegan
Finish Rank	2
Fastest Section Time (Section)	0:11.51 (L1200)
Top Speed [km/h] (Section)	63.9 (Overall)
Race State	Finished



Thomas Farms Rc Murray Bridge-
Professional-2025-07-02

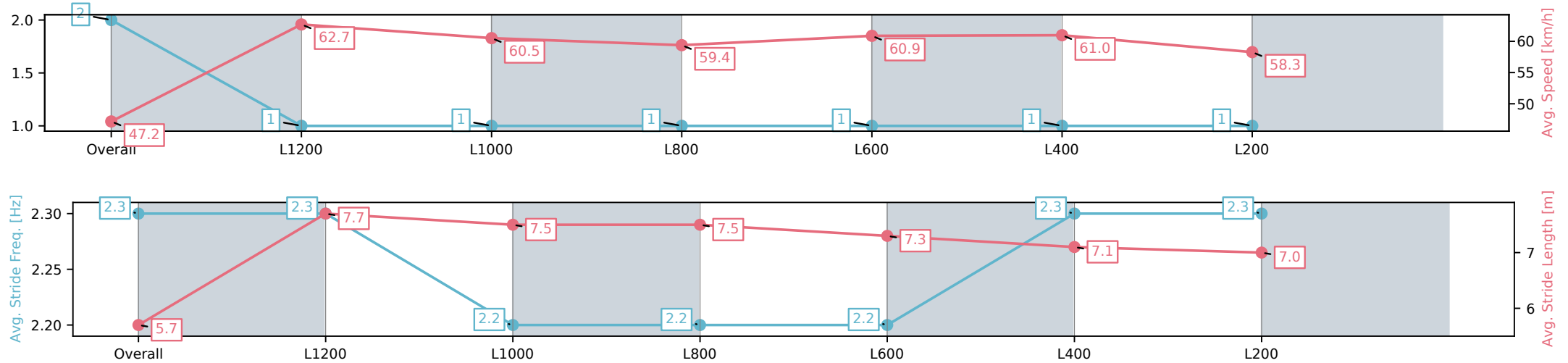
Race 3: Publicans Raceday - 13 August - Book Now Maiden
Plate - 1400m

02 July 2025 - 1:20PM

Track Rating: Good 4, Weather: Fine, Rail Position: +7m 1200
Chute, +10m Remainder



Section	Overall	L1200	L1000	L800	L600	L400	L200
Section Times	1:27.19[2] (0:15.28)	1:11.91[1] (0:11.51)	1:00.40[1] (0:12.01)	0:48.39[1] (0:12.28)	0:36.10[1] (0:11.93)	0:24.17[1] (0:11.82)	0:12.35[1] (0:12.35)
Average Speed [km/h]	47.2	62.7	60.5	59.4	60.9	61.0	58.3
Top Speed [km/h]	63.9	63.9	61.8	59.8	62.2	62.2	59.9
Avg. Dist. to Rail [m]	9.1	2.1	2.1	2.5	2.3	3.1	3.1
Avg. Stride Freq. [Hz]	2.3	2.3	2.2	2.2	2.2	2.3	2.3
Avg. Stride Length [m]	5.7	7.7	7.5	7.5	7.3	7.1	7.0



[] Ranking at each section and finish
-:-:- No data available at this section
NA No data available

Horse/Jockey Name	LAYIN' UP/Rochelle Milnes
Finish Rank	3
Fastest Section Time (Section)	0:11.63 (L1200)
Top Speed [km/h] (Section)	63.5 (Overall)
Race State	Finished



Thomas Farms Rc Murray Bridge-
Professional-2025-07-02

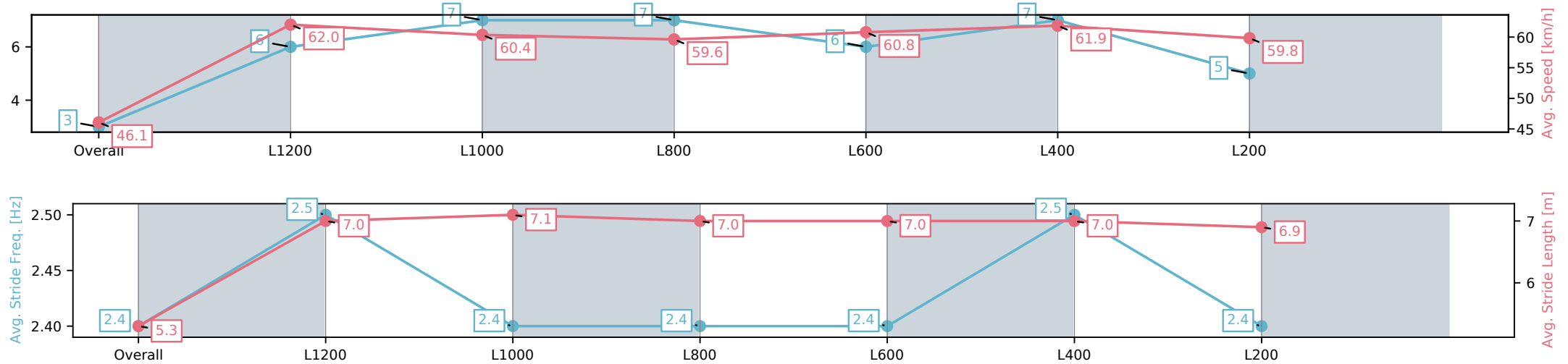
Race 3: Publicans Raceday - 13 August - Book Now Maiden
Plate - 1400m

02 July 2025 - 1:20PM

Track Rating: Good 4, Weather: Fine, Rail Position: +7m 1200
Chute, +10m Remainder



Section	Overall	L1200	L1000	L800	L600	L400	L200
Section Times	1:27.39[3] (0:15.64)	1:11.75[6] (0:11.63)	1:00.12[7] (0:12.09)	0:48.03[7] (0:12.28)	0:35.74[6] (0:12.06)	0:23.68[7] (0:11.65)	0:12.03[5] (0:12.03)
Average Speed [km/h]	46.1	62.0	60.4	59.6	60.8	61.9	59.8
Top Speed [km/h]	63.5	63.0	61.3	60.5	62.1	63.1	61.1
Avg. Dist. to Rail [m]	6.4	1.6	2.6	3.4	4.8	9.3	9.1
Avg. Stride Freq. [Hz]	2.4	2.5	2.4	2.4	2.4	2.5	2.4
Avg. Stride Length [m]	5.3	7.0	7.1	7.0	7.0	7.0	6.9



[] Ranking at each section and finish
-:-:- No data available at this section
NA No data available

Horse/Jockey Name	VICTORY QUEEN/Teagan Voorham
Finish Rank	4
Fastest Section Time (Section)	0:11.55 (L1200)
Top Speed [km/h] (Section)	63.8 (Overall)
Race State	Finished



Thomas Farms Rc Murray Bridge-
Professional-2025-07-02

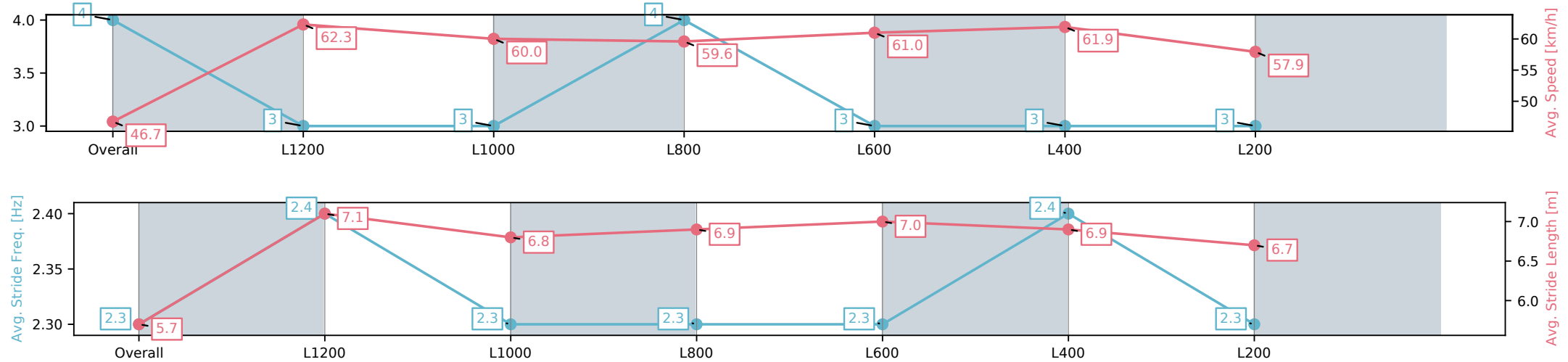
Race 3: Publicans Raceday - 13 August - Book Now Maiden
Plate - 1400m

02 July 2025 - 1:20PM

Track Rating: Good 4, Weather: Fine, Rail Position: +7m 1200
Chute, +10m Remainder



Section	Overall	L1200	L1000	L800	L600	L400	L200
Section Times	1:27.39[4] (0:15.43)	1:11.96[3] (0:11.55)	1:00.41[3] (0:12.18)	0:48.23[4] (0:12.25)	0:35.98[3] (0:11.93)	0:24.05[3] (0:11.62)	0:12.43[3] (0:12.43)
Average Speed [km/h]	46.7	62.3	60.0	59.6	61.0	61.9	57.9
Top Speed [km/h]	63.8	63.8	60.5	60.3	63.2	63.3	60.8
Avg. Dist. to Rail [m]	6.8	1.1	2.7	2.9	2.6	4.1	4.7
Avg. Stride Freq. [Hz]	2.3	2.4	2.3	2.3	2.3	2.4	2.3
Avg. Stride Length [m]	5.7	7.1	6.8	6.9	7.0	6.9	6.7



[] Ranking at each section and finish
-:-:- No data available at this section
NA No data available

Horse/Jockey Name	CRACKEN GOOD TIME/Matthew Chadwick
Finish Rank	5
Fastest Section Time (Section)	0:11.40 (L1200)
Top Speed [km/h] (Section)	65.0 (Overall)
Race State	Finished



Thomas Farms Rc Murray Bridge-
Professional-2025-07-02

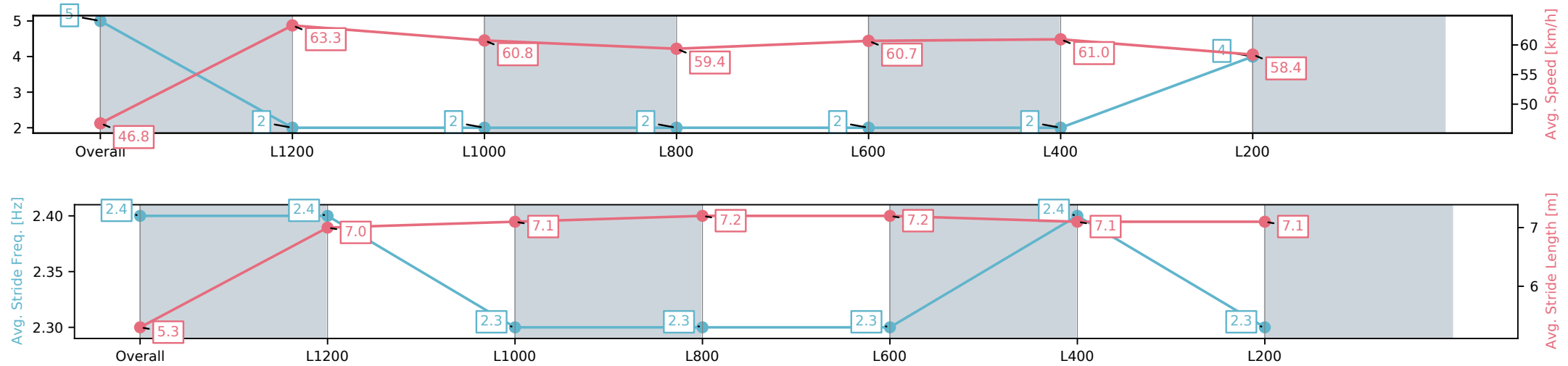
Race 3: Publicans Raceday - 13 August - Book Now Maiden
Plate - 1400m

02 July 2025 - 1:20PM

Track Rating: Good 4, Weather: Fine, Rail Position: +7m 1200
Chute, +10m Remainder



Section	Overall	L1200	L1000	L800	L600	L400	L200
Section Times	1:27.44[5] (0:15.43)	1:12.01[2] (0:11.40)	1:00.61[2] (0:12.08)	0:48.53[2] (0:12.32)	0:36.21[2] (0:12.06)	0:24.15[2] (0:11.81)	0:12.34[4] (0:12.34)
Average Speed [km/h]	46.8	63.3	60.8	59.4	60.7	61.0	58.4
Top Speed [km/h]	64.8	65.0	62.2	60.1	62.0	61.7	60.0
Avg. Dist. to Rail [m]	10.9	3.8	3.4	3.3	4.1	6.0	6.6
Avg. Stride Freq. [Hz]	2.4	2.4	2.3	2.3	2.3	2.4	2.3
Avg. Stride Length [m]	5.3	7.0	7.1	7.2	7.2	7.1	7.1



[] Ranking at each section and finish
-:-:- No data available at this section
NA No data available

Horse/Jockey Name	BREAK THE TABOO/Caitlin Tootell
Finish Rank	6
Fastest Section Time (Section)	0:11.59 (L400)
Top Speed [km/h] (Section)	64.1 (Overall)
Race State	Finished



Thomas Farms Rc Murray Bridge-
Professional-2025-07-02

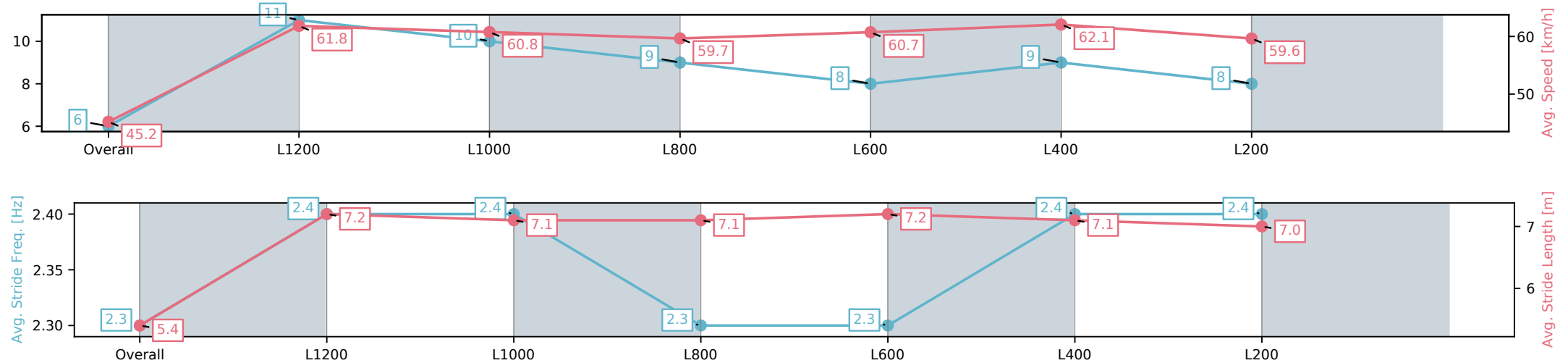
Race 3: Publicans Raceday - 13 August - Book Now Maiden
Plate - 1400m

02 July 2025 - 1:20PM

Track Rating: Good 4, Weather: Fine, Rail Position: +7m 1200
Chute, +10m Remainder



Section	Overall	L1200	L1000	L800	L600	L400	L200
Section Times	1:27.63[6] (0:15.93)	1:11.70[11] (0:11.70)	1:00.00[10] (0:12.00)	0:48.00[9] (0:12.26)	0:35.74[8] (0:12.07)	0:23.67[9] (0:11.59)	0:12.08[8] (0:12.08)
Average Speed [km/h]	45.2	61.8	60.8	59.7	60.7	62.1	59.6
Top Speed [km/h]	64.1	62.7	62.1	60.9	63.1	63.7	61.4
Avg. Dist. to Rail [m]	5.4	1.8	2.5	3.3	4.4	8.8	11.8
Avg. Stride Freq. [Hz]	2.3	2.4	2.4	2.3	2.3	2.4	2.4
Avg. Stride Length [m]	5.4	7.2	7.1	7.1	7.2	7.1	7.0



[] Ranking at each section and finish
-:-:- No data available at this section
NA No data available

Horse/Jockey Name	GINGERBREAD BOY/Dylan Caboche
Finish Rank	7
Fastest Section Time (Section)	0:11.71 (L1200)
Top Speed [km/h] (Section)	64.5 (Overall)
Race State	Finished



Thomas Farms Rc Murray Bridge-
Professional-2025-07-02

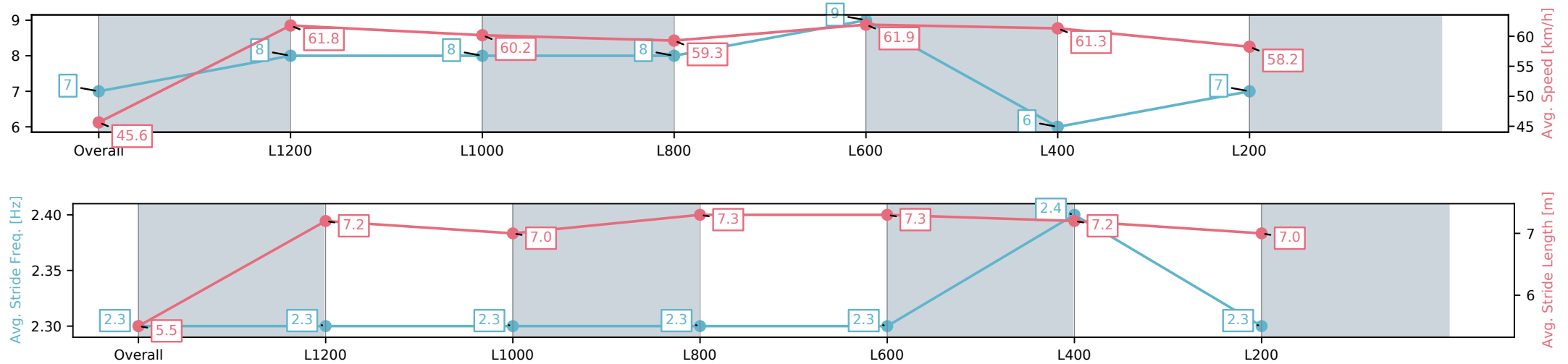
Race 3: Publicans Raceday - 13 August - Book Now Maiden
Plate - 1400m

02 July 2025 - 1:20PM

Track Rating: Good 4, Weather: Fine, Rail Position: +7m 1200
Chute, +10m Remainder



Section	Overall	L1200	L1000	L800	L600	L400	L200
Section Times	1:27.79[7] (0:15.75)	1:12.04[8] (0:11.71)	1:00.33[8] (0:12.13)	0:48.20[8] (0:12.32)	0:35.88[9] (0:11.79)	0:24.09[6] (0:11.74)	0:12.35[7] (0:12.35)
Average Speed [km/h]	45.6	61.8	60.2	59.3	61.9	61.3	58.2
Top Speed [km/h]	64.5	62.7	61.1	60.0	63.3	62.8	60.7
Avg. Dist. to Rail [m]	5.7	1.9	2.7	3.1	3.2	6.1	7.9
Avg. Stride Freq. [Hz]	2.3	2.3	2.3	2.3	2.3	2.4	2.3
Avg. Stride Length [m]	5.5	7.2	7.0	7.3	7.3	7.2	7.0



[] Ranking at each section and finish
-:-:- No data available at this section
NA No data available

Horse/Jockey Name	CYNANE/Margaret Collett
Finish Rank	8
Fastest Section Time (Section)	0:11.56 (L1200)
Top Speed [km/h] (Section)	63.8 (Overall)
Race State	Finished



Thomas Farms Rc Murray Bridge-
Professional-2025-07-02

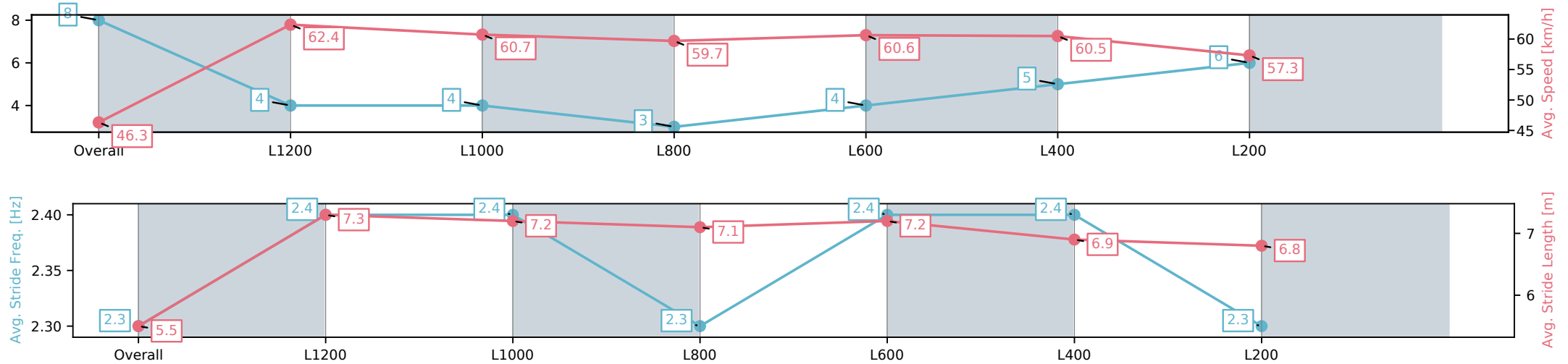
Race 3: Publicans Raceday - 13 August - Book Now Maiden
Plate - 1400m

02 July 2025 - 1:20PM

Track Rating: Good 4, Weather: Fine, Rail Position: +7m 1200
Chute, +10m Remainder



Section	Overall	L1200	L1000	L800	L600	L400	L200
Section Times	1:28.00[8] (0:15.54)	1:12.46[4] (0:11.56)	1:00.89[4] (0:12.03)	0:48.86[3] (0:12.30)	0:36.56[4] (0:12.10)	0:24.46[5] (0:11.88)	0:12.58[6] (0:12.57)
Average Speed [km/h]	46.3	62.4	60.7	59.7	60.6	60.5	57.3
Top Speed [km/h]	63.4	63.8	61.3	60.4	62.9	62.5	59.3
Avg. Dist. to Rail [m]	7.7	1.8	2.6	4.0	4.9	8.5	9.8
Avg. Stride Freq. [Hz]	2.3	2.4	2.4	2.3	2.4	2.4	2.3
Avg. Stride Length [m]	5.5	7.3	7.2	7.1	7.2	6.9	6.8



[] Ranking at each section and finish
-:-:- No data available at this section
NA No data available

Horse/Jockey Name	QUEEN KICKER/Alysha Warren
Finish Rank	9
Fastest Section Time (Section)	0:11.62 (L1200)
Top Speed [km/h] (Section)	64.1 (Overall)
Race State	Finished



Thomas Farms Rc Murray Bridge-
Professional-2025-07-02

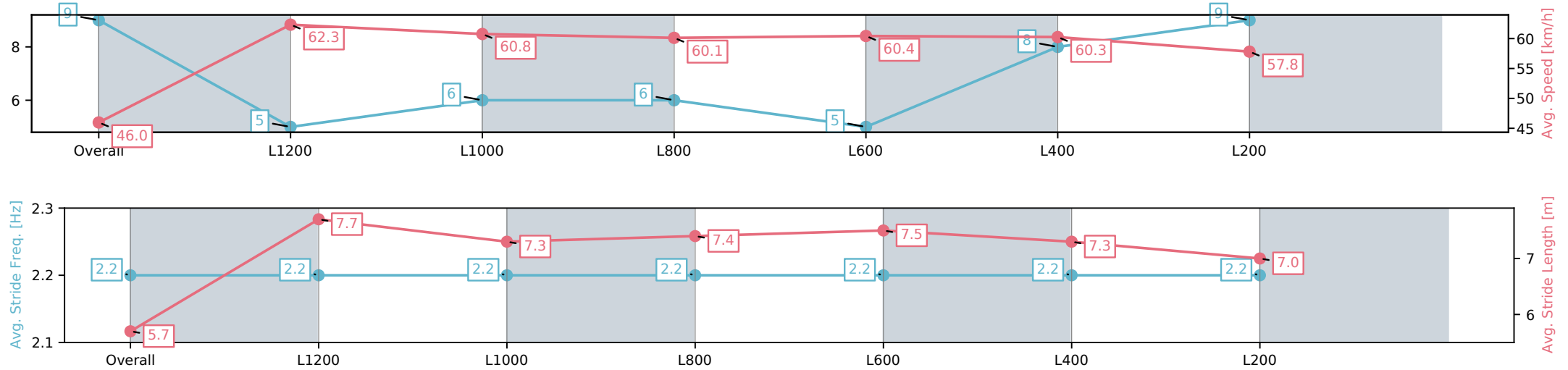
Race 3: Publicans Raceday - 13 August - Book Now Maiden
Plate - 1400m

02 July 2025 - 1:20PM

Track Rating: Good 4, Weather: Fine, Rail Position: +7m 1200
Chute, +10m Remainder



Section	Overall	L1200	L1000	L800	L600	L400	L200
Section Times	1:28.18[9] (0:15.64)	1:12.54[5] (0:11.62)	1:00.92[6] (0:12.08)	0:48.84[6] (0:12.25)	0:36.59[5] (0:12.19)	0:24.40[8] (0:11.96)	0:12.44[9] (0:12.44)
Average Speed [km/h]	46.0	62.3	60.8	60.1	60.4	60.3	57.8
Top Speed [km/h]	64.1	63.7	61.1	60.8	61.3	61.6	60.1
Avg. Dist. to Rail [m]	8.7	3.2	3.9	4.4	5.8	11.1	14.0
Avg. Stride Freq. [Hz]	2.2	2.2	2.2	2.2	2.2	2.2	2.2
Avg. Stride Length [m]	5.7	7.7	7.3	7.4	7.5	7.3	7.0



[] Ranking at each section and finish
-:-:- No data available at this section
NA No data available

Horse/Jockey Name	WILD EXPECTATIONS/Todd Pannell
Finish Rank	10
Fastest Section Time (Section)	0:11.82 (L1200)
Top Speed [km/h] (Section)	63.0 (Overall)
Race State	Finished



Thomas Farms Rc Murray Bridge-
Professional-2025-07-02

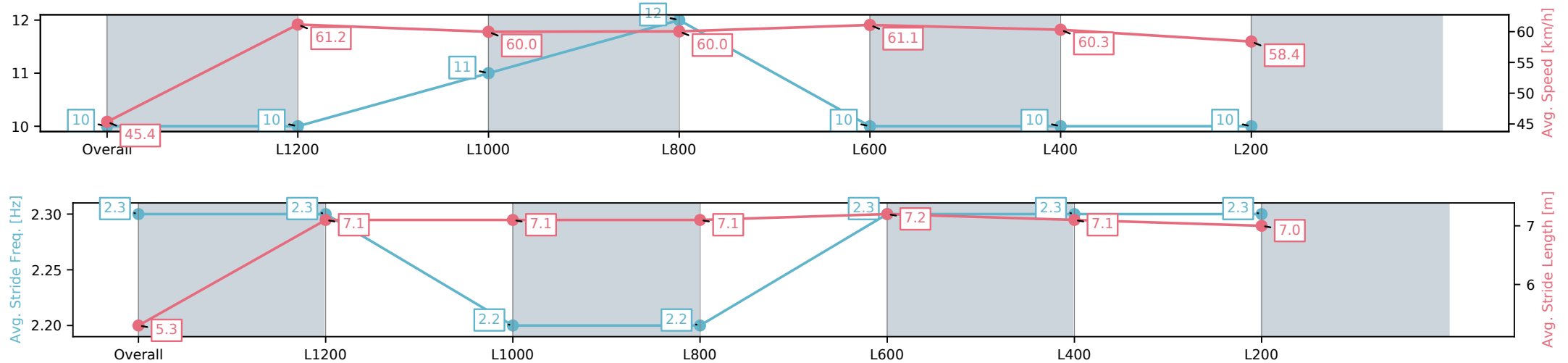
Race 3: Publicans Raceday - 13 August - Book Now Maiden
Plate - 1400m

02 July 2025 - 1:20PM

Track Rating: Good 4, Weather: Fine, Rail Position: +7m 1200
Chute, +10m Remainder



Section	Overall	L1200	L1000	L800	L600	L400	L200
Section Times	1:28.33[10] (0:15.87)	1:12.46[10] (0:11.82)	1:00.64[11] (0:12.23)	0:48.41[12] (0:12.18)	0:36.23[10] (0:11.95)	0:24.28[10] (0:11.94)	0:12.34[10] (0:12.34)
Average Speed [km/h]	45.4	61.2	60.0	60.0	61.1	60.3	58.4
Top Speed [km/h]	63.0	62.3	61.7	60.6	62.3	62.1	59.9
Avg. Dist. to Rail [m]	12.5	4.3	3.2	3.2	3.8	6.0	8.2
Avg. Stride Freq. [Hz]	2.3	2.3	2.2	2.2	2.3	2.3	2.3
Avg. Stride Length [m]	5.3	7.1	7.1	7.1	7.2	7.1	7.0



[] Ranking at each section and finish
-:-:- No data available at this section
NA No data available

Horse/Jockey Name	NAVAL ENSIGN/Taylor Johnstone
Finish Rank	11
Fastest Section Time (Section)	0:11.66 (L1200)
Top Speed [km/h] (Section)	64.6 (Overall)
Race State	Finished



Thomas Farms Rc Murray Bridge-
Professional-2025-07-02

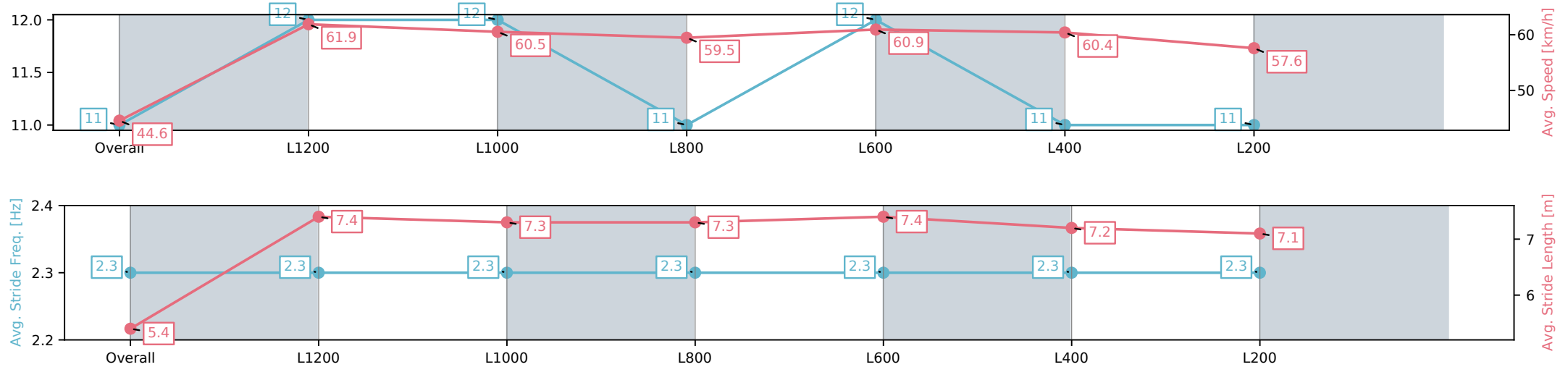
Race 3: Publicans Raceday - 13 August - Book Now Maiden
Plate - 1400m

02 July 2025 - 1:20PM

Track Rating: Good 4, Weather: Fine, Rail Position: +7m 1200
Chute, +10m Remainder



Section	Overall	L1200	L1000	L800	L600	L400	L200
Section Times	1:28.62[11] (0:16.14)	1:12.48[12] (0:11.66)	1:00.82[12] (0:12.06)	0:48.76[11] (0:12.33)	0:36.43[12] (0:12.01)	0:24.42[11] (0:11.92)	0:12.50[11] (0:12.50)
Average Speed [km/h]	44.6	61.9	60.5	59.5	60.9	60.4	57.6
Top Speed [km/h]	64.6	63.6	61.7	59.9	62.3	62.2	59.2
Avg. Dist. to Rail [m]	6.9	2.0	2.7	3.4	4.0	5.1	5.9
Avg. Stride Freq. [Hz]	2.3	2.3	2.3	2.3	2.3	2.3	2.3
Avg. Stride Length [m]	5.4	7.4	7.3	7.3	7.4	7.2	7.1



[] Ranking at each section and finish
-:-:- No data available at this section
NA No data available

Horse/Jockey Name	SYR WYVERN/Stacey Metcalfe
Finish Rank	12
Fastest Section Time (Section)	0:11.70 (L1200)
Top Speed [km/h] (Section)	65.1 (Overall)
Race State	Finished



Thomas Farms Rc Murray Bridge-
Professional-2025-07-02

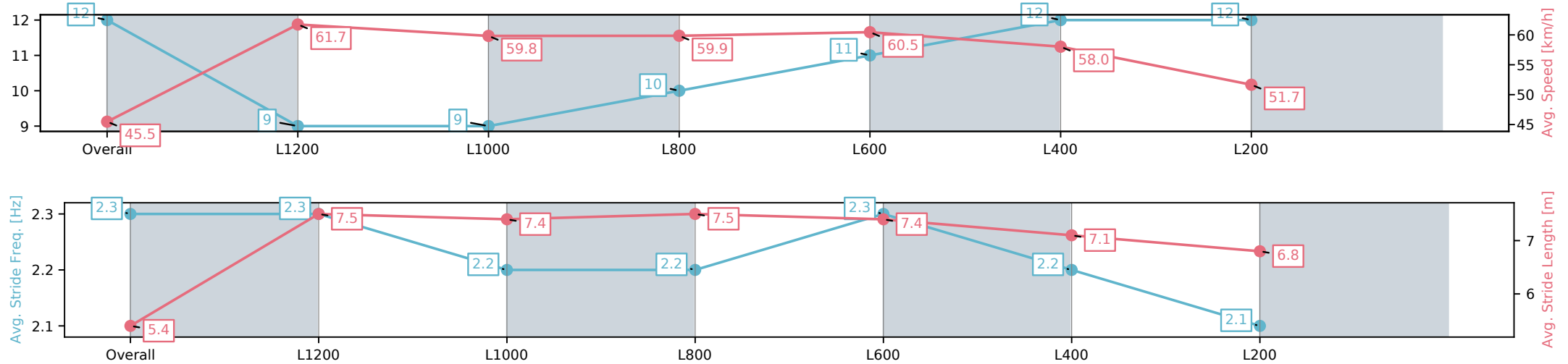
Race 3: Publicans Raceday - 13 August - Book Now Maiden
Plate - 1400m

02 July 2025 - 1:20PM

Track Rating: Good 4, Weather: Fine, Rail Position: +7m 1200
Chute, +10m Remainder



Section	Overall	L1200	L1000	L800	L600	L400	L200
Section Times	1:30.59[12] (0:15.85)	1:14.74[9] (0:11.70)	1:03.04[9] (0:12.25)	0:50.79[10] (0:12.32)	0:38.47[11] (0:12.13)	0:26.34[12] (0:12.40)	0:13.94[12] (0:13.94)
Average Speed [km/h]	45.5	61.7	59.8	59.9	60.5	58.0	51.7
Top Speed [km/h]	65.1	63.0	61.0	60.7	61.0	60.3	54.9
Avg. Dist. to Rail [m]	8.8	2.7	3.5	4.6	4.6	8.0	8.9
Avg. Stride Freq. [Hz]	2.3	2.3	2.2	2.2	2.3	2.2	2.1
Avg. Stride Length [m]	5.4	7.5	7.4	7.4	7.4	7.1	6.8



[] Ranking at each section and finish
-:-:- No data available at this section
NA No data available

Horse/Jockey Name	LEFT HAND LOVER/Brooke King
Finish Rank	13
Fastest Section Time (Section)	0:10.97 (L1200)
Top Speed [km/h] (Section)	67.9 (Overall)
Race State	Finished



Thomas Farms Rc Murray Bridge-
Professional-2025-07-02

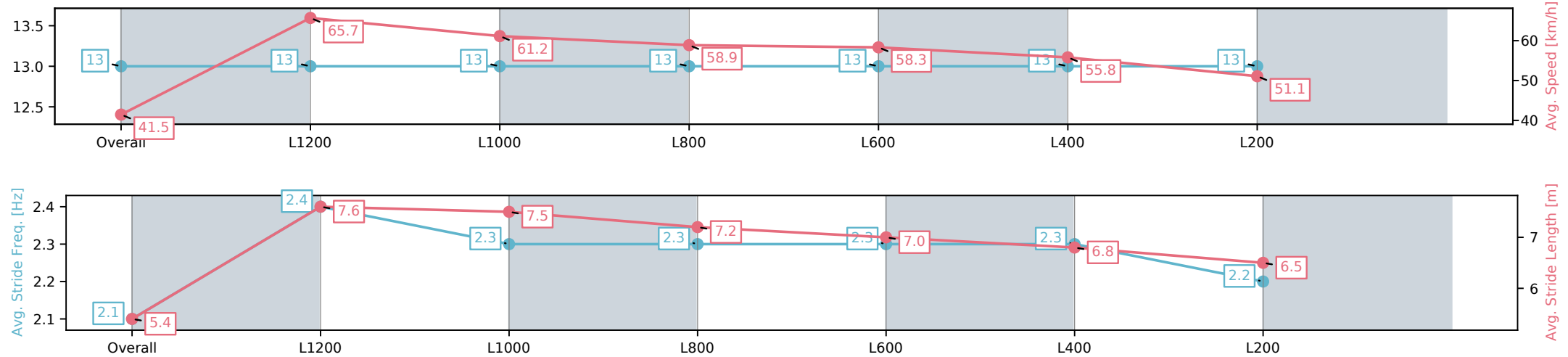
Race 3: Publicans Raceday - 13 August - Book Now Maiden
Plate - 1400m

02 July 2025 - 1:20PM

Track Rating: Good 4, Weather: Fine, Rail Position: +7m 1200
Chute, +10m Remainder



Section	Overall	L1200	L1000	L800	L600	L400	L200
Section Times	1:32.13[13] (0:17.36)	1:14.77[13] (0:10.97)	1:03.80[13] (0:11.87)	0:51.93[13] (0:12.41)	0:39.52[13] (0:12.53)	0:26.99[13] (0:12.90)	0:14.09[13] (0:14.09)
Average Speed [km/h]	41.5	65.7	61.2	58.9	58.3	55.8	51.1
Top Speed [km/h]	66.3	67.9	63.1	60.6	59.4	57.9	53.8
Avg. Dist. to Rail [m]	6.3	0.3	1.7	3.1	3.6	4.3	3.5
Avg. Stride Freq. [Hz]	2.1	2.4	2.3	2.3	2.3	2.3	2.2
Avg. Stride Length [m]	5.4	7.6	7.5	7.2	7.0	6.8	6.5



[] Ranking at each section and finish
-:-:- No data available at this section
NA No data available