



Thomas Farms Rc Murray Bridge-Professional-2025-07-02

Race 2: Thomas Farms Maiden Plate - 900m

02 July 2025 - 12:45PM

Track Rating: Good 4, Weather: Fine, Rail Position: +7m 1200 Chute, +10m Remainder



Section Field Times							Overall	L800	L600	L400	L200			
							0:52.77 (0:08.66)	0:44.11 (0:10.75)	0:33.35 (0:10.90)	0:22.46 (0:11.02)	0:11.44 (0:11.44)			
Position	#	Horse/Jockey	Barrier	Top Speed [km/h]	Fastest Section	First 400m						Margin	Distance Travelled From Winner [m]	
1	4	MAJOR RUMBLE	7	70.2	0:10.59	0:24.95	0:52.77	0:43.77 [7]	0:33.18 [5]	0:22.32 [3]	0:11.41 [2]		0:52.77	
		Todd Pannell		800-600	800-600		(0:09.00)	(0:10.59)	(0:10.86)	(0:10.91)	(0:11.41)			
2	8	CAPTAIN HAPPY	8	69.9	0:10.70	0:24.81	0:53.14	0:44.43 [3]	0:33.73 [1]	0:22.83 [1]	0:11.81 [1]	2.47L	-1	
		Ben Price		800-600	800-600		(0:08.71)	(0:10.70)	(0:10.90)	(0:11.02)	(0:11.81)			
3	3	ANECDOTAL	4	69.2	0:10.87	0:24.90	0:53.24	0:44.58 [1]	0:33.71 [4]	0:22.73 [5]	0:11.59 [5]	3.15L	-5	
		Jacob Opperman		1000-800	800-600		(0:08.66)	(0:10.87)	(0:10.98)	(0:11.14)	(0:11.59)			
4	7	RICH LADY	3	68.9	0:10.79	0:25.19	0:53.31	0:44.26 [8]	0:33.44 [8]	0:22.65 [8]	0:11.76 [3]	3.62L	-7	
		Isaac Sit		1000-800	600-400		(0:09.05)	(0:10.82)	(0:10.79)	(0:10.89)	(0:11.76)			
5	13	IT'S ONLY MAGIC	10	69.4	0:10.79	0:25.04	0:53.47	0:44.58 [6]	0:33.79 [6]	0:22.89 [6]	0:11.67 [8]	4.65L	-3	
		Matthew Chadwick		1000-800	800-600		(0:08.89)	(0:10.79)	(0:10.90)	(0:11.22)	(0:11.67)			
6	10	ELEGANT LILLY	11	69.1	0:10.74	0:25.78	0:53.47	0:43.99 [11]	0:33.25 [10]	0:22.41 [10]	0:11.55 [9]	4.69L	-8	
		Anna Jordsjo		1000-800	800-600		(0:09.48)	(0:10.74)	(0:10.84)	(0:10.86)	(0:11.55)			
7	9	ANOTHER BRIDE	5	69.4	0:10.81	0:24.99	0:53.59	0:44.93 [2]	0:34.12 [2]	0:23.16 [2]	0:12.02 [4]	5.45L	-4	
		Taylor Johnstone		1000-800	800-600		(0:08.66)	(0:10.81)	(0:10.96)	(0:11.14)	(0:12.02)			
8	1	RADIANT KNIGHT	2	67.8	0:10.80	0:25.24	0:53.72	0:44.89 [5]	0:33.94 [7]	0:23.14 [7]	0:12.01 [7]	6.34L	-7	
		Jessica Tzaferis		600-400	600-400		(0:08.83)	(0:10.95)	(0:10.80)	(0:11.13)	(0:12.01)			
9	16	DARLINC	9	69.1	0:10.82	0:25.41	0:53.84	0:44.73 [9]	0:33.91 [9]	0:23.07 [9]	0:11.88 [10]	7.12L	-6	
		Monika Wolanin		1000-800	800-600		(0:09.11)	(0:10.82)	(0:10.84)	(0:11.19)	(0:11.88)			
10	6	ENUFF CARATS	1	68.3	0:10.72	0:24.93	0:54.19	0:45.42 [4]	0:34.70 [3]	0:23.71 [4]	0:12.51 [6]	9.49L	-8	
		Justin Potter		1000-800	800-600		(0:08.77)	(0:10.72)	(0:10.99)	(0:11.20)	(0:12.51)			

Scratched: Mighty Aphrodite (#5), Taguig (#12), Lottie Jane (#14), Hold The Gold (#15)

Report Created: Wed 02 July 2025 13:57:40 GMT+10 (Note: Timing is based on positional data)

Page 1/14

[] Position in running at each section and finish
-:-:- No data available at this section
NA No data available
█ Background shading for fastest section

Saddle cloth number
DNF Did not finish
DNT Did not track



Thomas Farms Rc Murray Bridge-Professional-2025-07-02

Race 2: Thomas Farms Maiden Plate - 900m

02 July 2025 - 12:45PM

Track Rating: Good 4, Weather: Fine, Rail Position: +7m 1200 Chute, +10m Remainder



Section Field Times

Overall	L800	L600	L400	L200
0:52.77	0:44.11	0:33.35	0:22.46	0:11.44
(0:08.66)	(0:10.75)	(0:10.90)	(0:11.02)	(0:11.44)

Position	#	Horse/Jockey	Barrier	Top Speed [km/h]	Fastest Section	First 400m							Margin	Distance Travelled From Winner [m]
11	11	NEVERENDS	12	67.5	0:11.10	0:26.07	0:54.31	0:45.09 [10]	0:33.77 [11]	0:22.66 [11]	0:11.56 [11]		10.25L	-4
		Caitlin Tootell		800-600	400-200		(0:09.22)	(0:11.32)	(0:11.11)	(0:11.10)	(0:11.56)			
12	2	WEST OF THE WALL	6	63.5	0:11.48	0:27.55	0:56.79	0:46.76 [12]	0:35.07 [12]	0:23.28 [12]	0:11.80 [12]		26.77L	-5
		Zoe Lloyd		1000-800	400-200		(0:10.03)	(0:11.69)	(0:11.79)	(0:11.48)	(0:11.80)			

Scratched: Mighty Aphrodite (#5), Taguig (#12), Lottie Jane (#14), Hold The Gold (#15)

Horse/Jockey Name	MAJOR RUMBLE/Todd Pannell
Finish Rank	1
Fastest Section Time (Section)	0:10.59 (L800)
Top Speed [km/h] (Section)	70.2 (L800)
Race State	Finished



Thomas Farms Rc Murray Bridge-
Professional-2025-07-02

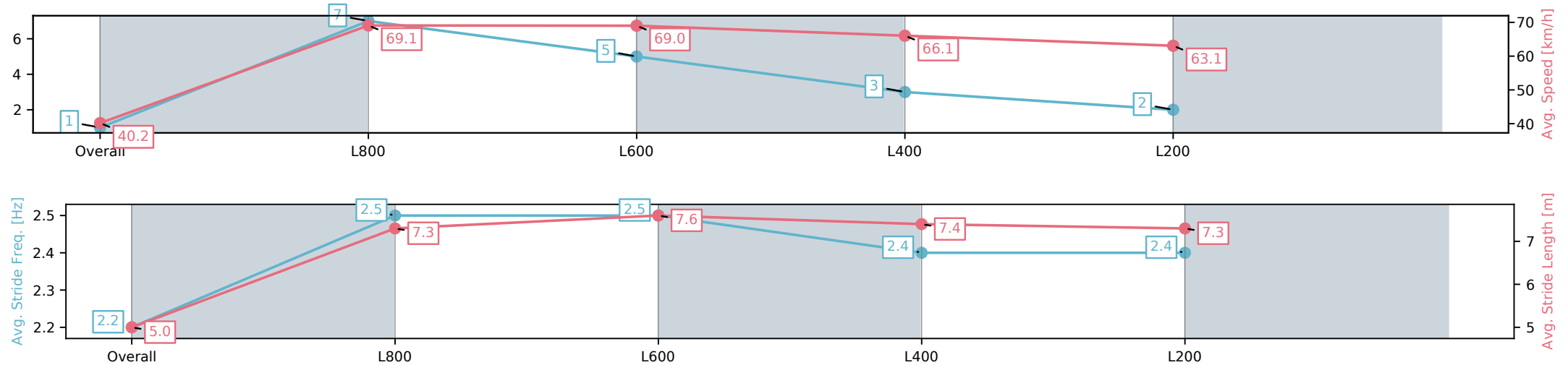
Race 2: Thomas Farms Maiden Plate - 900m

02 July 2025 - 12:45PM

Track Rating: Good 4, Weather: Fine, Rail Position: +7m 1200
Chute, +10m Remainder



Section	Overall	L800	L600	L400	L200
Section Times	0:52.77[1] (0:09.00)	0:43.77[7] (0:10.59)	0:33.18[5] (0:10.86)	0:22.32[3] (0:10.91)	0:11.41[2] (0:11.41)
Average Speed [km/h]	40.2	69.1	69.0	66.1	63.1
Top Speed [km/h]	65.7	69.8	70.2	68.2	65.1
Avg. Dist. to Rail [m]	5.0	4.9	10.2	14.5	13.2
Avg. Stride Freq. [Hz]	2.2	2.5	2.5	2.4	2.4
Avg. Stride Length [m]	5.0	7.3	7.6	7.4	7.3



[] Ranking at each section and finish
-:-:- No data available at this section
NA No data available

Horse/Jockey Name	CAPTAIN HAPPY/Ben Price
Finish Rank	2
Fastest Section Time (Section)	0:10.70 (L800)
Top Speed [km/h] (Section)	69.9 (L800)
Race State	Finished



Thomas Farms Rc Murray Bridge-
Professional-2025-07-02

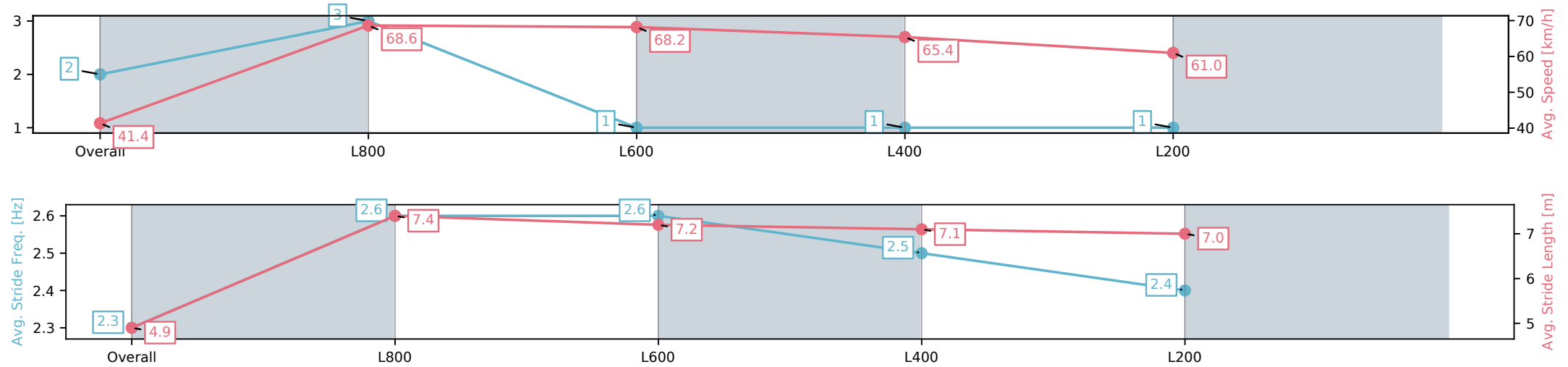
Race 2: Thomas Farms Maiden Plate - 900m

02 July 2025 - 12:45PM

Track Rating: Good 4, Weather: Fine, Rail Position: +7m 1200
Chute, +10m Remainder



Section	Overall	L800	L600	L400	L200
Section Times	0:53.14[2] (0:08.71)	0:44.43[3] (0:10.70)	0:33.73[1] (0:10.90)	0:22.83[1] (0:11.02)	0:11.81[1] (0:11.81)
Average Speed [km/h]	41.4	68.6	68.2	65.4	61.0
Top Speed [km/h]	65.2	69.6	69.9	67.1	62.9
Avg. Dist. to Rail [m]	6.2	6.4	7.9	11.3	9.0
Avg. Stride Freq. [Hz]	2.3	2.6	2.6	2.5	2.4
Avg. Stride Length [m]	4.9	7.4	7.2	7.1	7.0



[] Ranking at each section and finish
-:-:- No data available at this section
NA No data available

Horse/Jockey Name	ANECDOTAL/Jacob Opperman
Finish Rank	3
Fastest Section Time (Section)	0:10.87 (L800)
Top Speed [km/h] (Section)	69.2 (Overall)
Race State	Finished



Thomas Farms Rc Murray Bridge-
Professional-2025-07-02

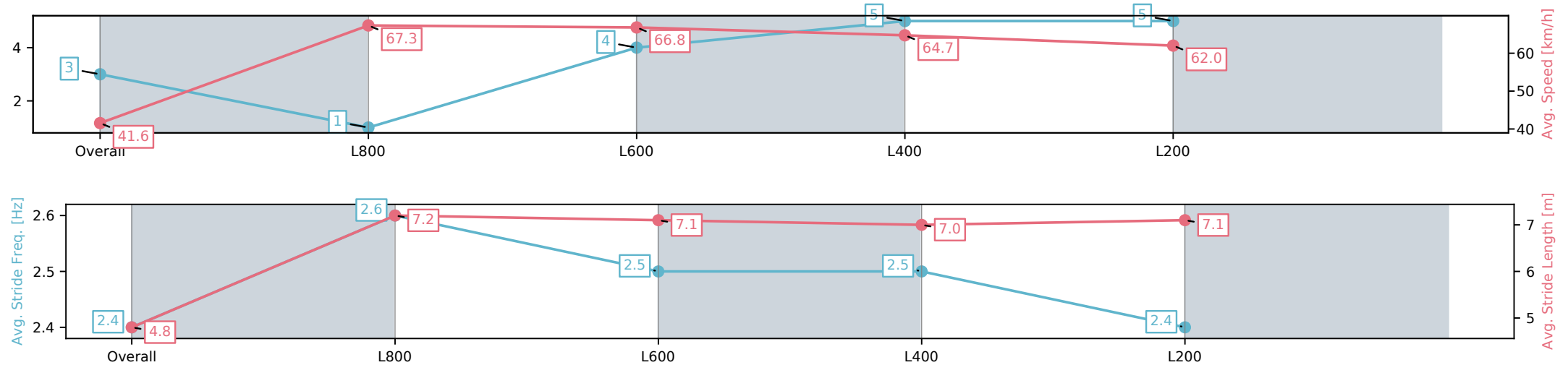
Race 2: Thomas Farms Maiden Plate - 900m

02 July 2025 - 12:45PM

Track Rating: Good 4, Weather: Fine, Rail Position: +7m 1200
Chute, +10m Remainder



Section	Overall	L800	L600	L400	L200
Section Times	0:53.24[3] (0:08.66)	0:44.58[1] (0:10.87)	0:33.71[4] (0:10.98)	0:22.73[5] (0:11.14)	0:11.59[5] (0:11.59)
Average Speed [km/h]	41.6	67.3	66.8	64.7	62.0
Top Speed [km/h]	66.6	69.2	68.0	66.5	65.7
Avg. Dist. to Rail [m]	3.8	4.6	4.8	8.6	8.4
Avg. Stride Freq. [Hz]	2.4	2.6	2.5	2.5	2.4
Avg. Stride Length [m]	4.8	7.2	7.1	7.0	7.1



[] Ranking at each section and finish
-:-:- No data available at this section
NA No data available

Horse/Jockey Name	RICH LADY/Isaac Sit
Finish Rank	4
Fastest Section Time (Section)	0:10.79 (L600)
Top Speed [km/h] (Section)	68.9 (Overall)
Race State	Finished



Thomas Farms Rc Murray Bridge-
Professional-2025-07-02

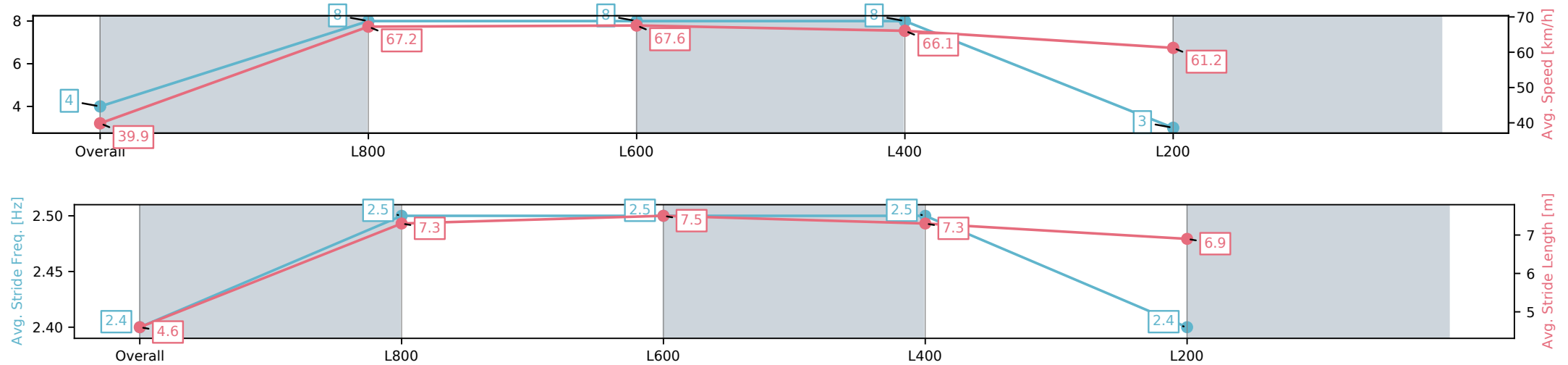
Race 2: Thomas Farms Maiden Plate - 900m

02 July 2025 - 12:45PM

Track Rating: Good 4, Weather: Fine, Rail Position: +7m 1200
Chute, +10m Remainder



Section	Overall	L800	L600	L400	L200
Section Times	0:53.31[4] (0:09.05)	0:44.26[8] (0:10.82)	0:33.44[8] (0:10.79)	0:22.65[8] (0:10.89)	0:11.76[3] (0:11.76)
Average Speed [km/h]	39.9	67.2	67.6	66.1	61.2
Top Speed [km/h]	64.7	68.9	68.3	68.0	64.2
Avg. Dist. to Rail [m]	2.5	3.1	3.4	5.4	4.1
Avg. Stride Freq. [Hz]	2.4	2.5	2.5	2.5	2.4
Avg. Stride Length [m]	4.6	7.3	7.5	7.3	6.9



[] Ranking at each section and finish
-:-:- No data available at this section
NA No data available

Horse/Jockey Name	IT'S ONLY MAGIC/Matthew Chadwick
Finish Rank	5
Fastest Section Time (Section)	0:10.79 (L800)
Top Speed [km/h] (Section)	69.4 (Overall)
Race State	Finished



Thomas Farms Rc Murray Bridge-
Professional-2025-07-02

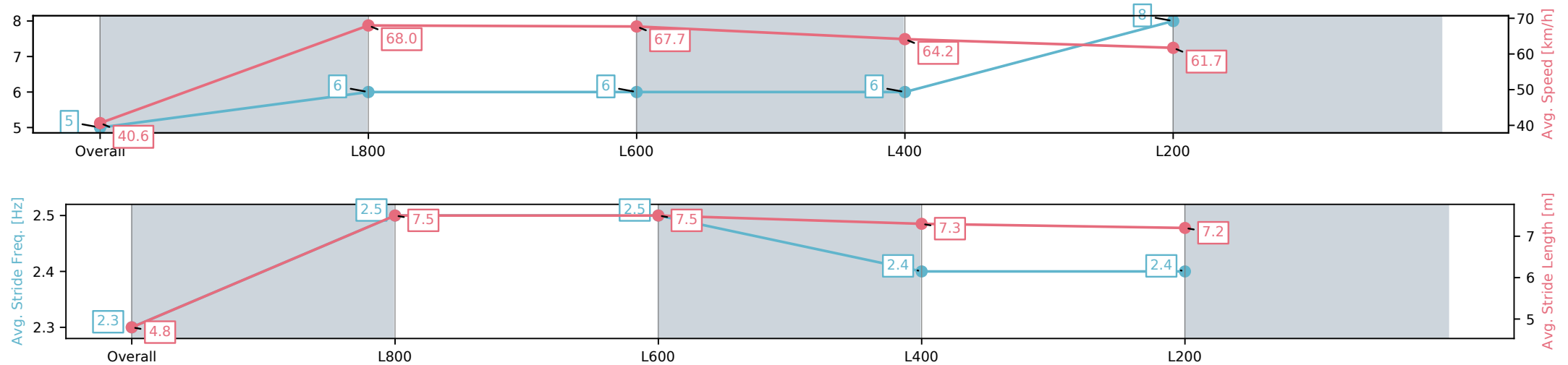
Race 2: Thomas Farms Maiden Plate - 900m

02 July 2025 - 12:45PM

Track Rating: Good 4, Weather: Fine, Rail Position: +7m 1200
Chute, +10m Remainder



Section	Overall	L800	L600	L400	L200
Section Times	0:53.47[5] (0:08.89)	0:44.58[6] (0:10.79)	0:33.79[6] (0:10.90)	0:22.89[6] (0:11.22)	0:11.67[8] (0:11.67)
Average Speed [km/h]	40.6	68.0	67.7	64.2	61.7
Top Speed [km/h]	64.0	69.4	69.1	66.5	63.7
Avg. Dist. to Rail [m]	7.8	5.8	6.7	10.2	11.1
Avg. Stride Freq. [Hz]	2.3	2.5	2.5	2.4	2.4
Avg. Stride Length [m]	4.8	7.5	7.5	7.3	7.2



[] Ranking at each section and finish
-:-:- No data available at this section
NA No data available

Horse/Jockey Name	ELEGANT LILLY/Anna Jordsjo
Finish Rank	6
Fastest Section Time (Section)	0:10.74 (L800)
Top Speed [km/h] (Section)	69.1 (Overall)
Race State	Finished



Thomas Farms Rc Murray Bridge-
Professional-2025-07-02

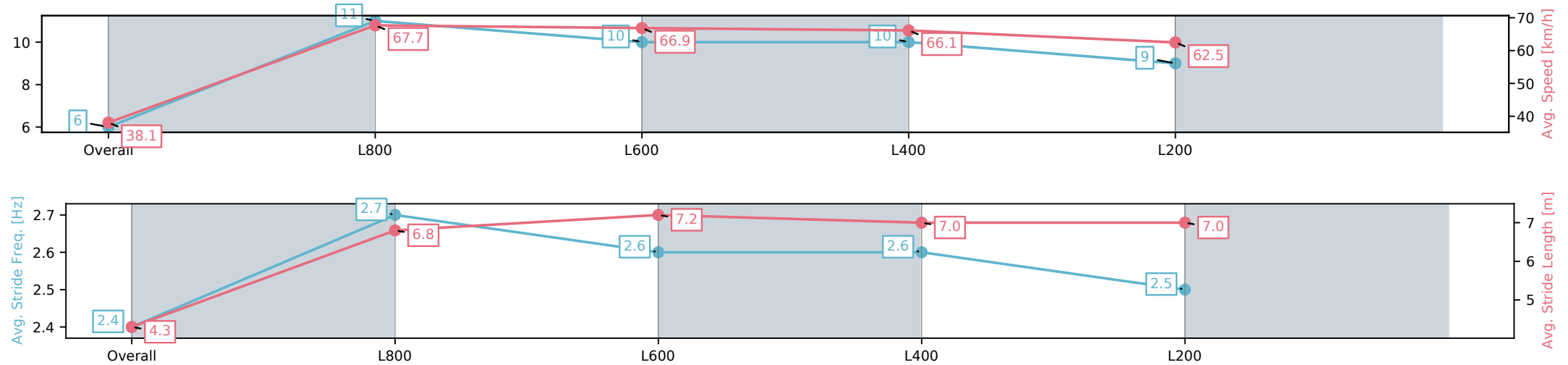
Race 2: Thomas Farms Maiden Plate - 900m

02 July 2025 - 12:45PM

Track Rating: Good 4, Weather: Fine, Rail Position: +7m 1200
Chute, +10m Remainder



Section	Overall	L800	L600	L400	L200
Section Times	0:53.47[6] (0:09.48)	0:43.99[11] (0:10.74)	0:33.25[10] (0:10.84)	0:22.41[10] (0:10.86)	0:11.55[9] (0:11.55)
Average Speed [km/h]	38.1	67.7	66.9	66.1	62.5
Top Speed [km/h]	62.2	69.1	68.1	67.3	65.5
Avg. Dist. to Rail [m]	7.1	3.7	1.3	2.9	5.0
Avg. Stride Freq. [Hz]	2.4	2.7	2.6	2.6	2.5
Avg. Stride Length [m]	4.3	6.8	7.2	7.0	7.0



[] Ranking at each section and finish
-:-:- No data available at this section
NA No data available

Horse/Jockey Name	ANOTHER BRIDE/Taylor Johnstone
Finish Rank	7
Fastest Section Time (Section)	0:10.81 (L800)
Top Speed [km/h] (Section)	69.4 (Overall)
Race State	Finished



Thomas Farms Rc Murray Bridge-
Professional-2025-07-02

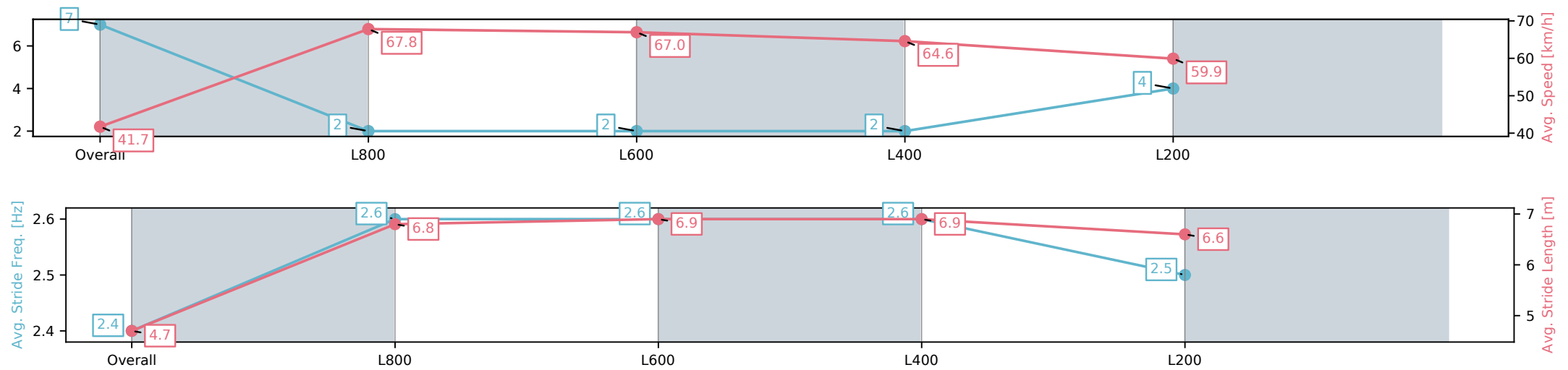
Race 2: Thomas Farms Maiden Plate - 900m

02 July 2025 - 12:45PM

Track Rating: Good 4, Weather: Fine, Rail Position: +7m 1200
Chute, +10m Remainder



Section	Overall	L800	L600	L400	L200
Section Times	0:53.59[7] (0:08.66)	0:44.93[2] (0:10.81)	0:34.12[2] (0:10.96)	0:23.16[2] (0:11.14)	0:12.02[4] (0:12.02)
Average Speed [km/h]	41.7	67.8	67.0	64.6	59.9
Top Speed [km/h]	66.3	69.4	67.7	66.2	62.6
Avg. Dist. to Rail [m]	4.8	5.4	5.0	8.1	8.8
Avg. Stride Freq. [Hz]	2.4	2.6	2.6	2.6	2.5
Avg. Stride Length [m]	4.7	6.8	6.9	6.9	6.6



[] Ranking at each section and finish
-:-:- No data available at this section
NA No data available

Horse/Jockey Name	RADIANT KNIGHT/Jessica Tzaferis
Finish Rank	8
Fastest Section Time (Section)	0:10.80 (L600)
Top Speed [km/h] (Section)	67.8 (L600)
Race State	Finished



Thomas Farms Rc Murray Bridge-
Professional-2025-07-02

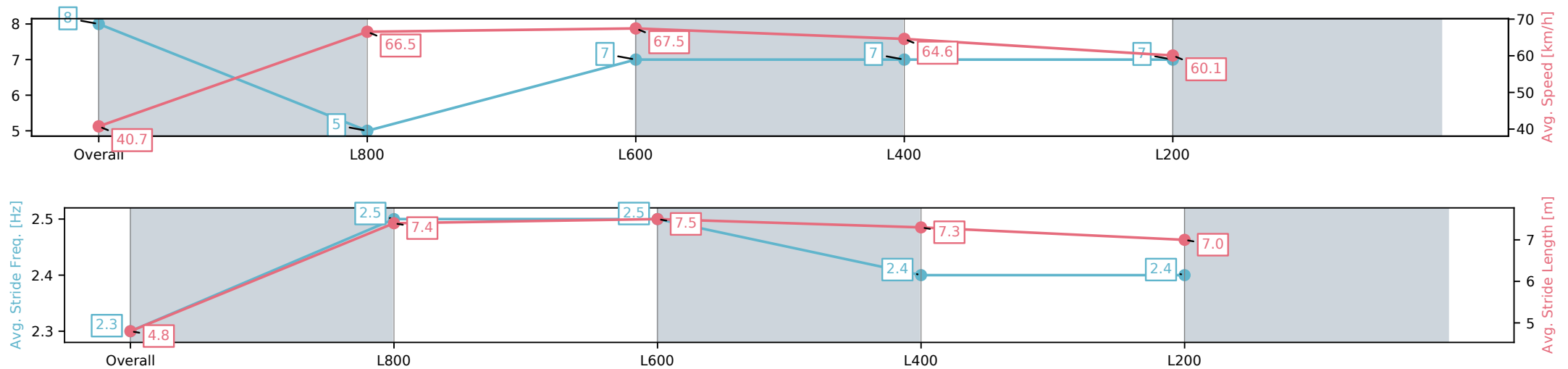
Race 2: Thomas Farms Maiden Plate - 900m

02 July 2025 - 12:45PM

Track Rating: Good 4, Weather: Fine, Rail Position: +7m 1200
Chute, +10m Remainder



Section	Overall	L800	L600	L400	L200
Section Times	0:53.72[8] (0:08.83)	0:44.89[5] (0:10.95)	0:33.94[7] (0:10.80)	0:23.14[7] (0:11.13)	0:12.01[7] (0:12.01)
Average Speed [km/h]	40.7	66.5	67.5	64.6	60.1
Top Speed [km/h]	63.3	67.6	67.7	67.8	62.7
Avg. Dist. to Rail [m]	2.5	3.3	2.8	5.4	6.3
Avg. Stride Freq. [Hz]	2.3	2.5	2.5	2.4	2.4
Avg. Stride Length [m]	4.8	7.4	7.5	7.3	7.0



Horse/Jockey Name	DARLINC/Monika Wolanin
Finish Rank	9
Fastest Section Time (Section)	0:10.82 (L800)
Top Speed [km/h] (Section)	69.1 (Overall)
Race State	Finished



Thomas Farms Rc Murray Bridge-
Professional-2025-07-02

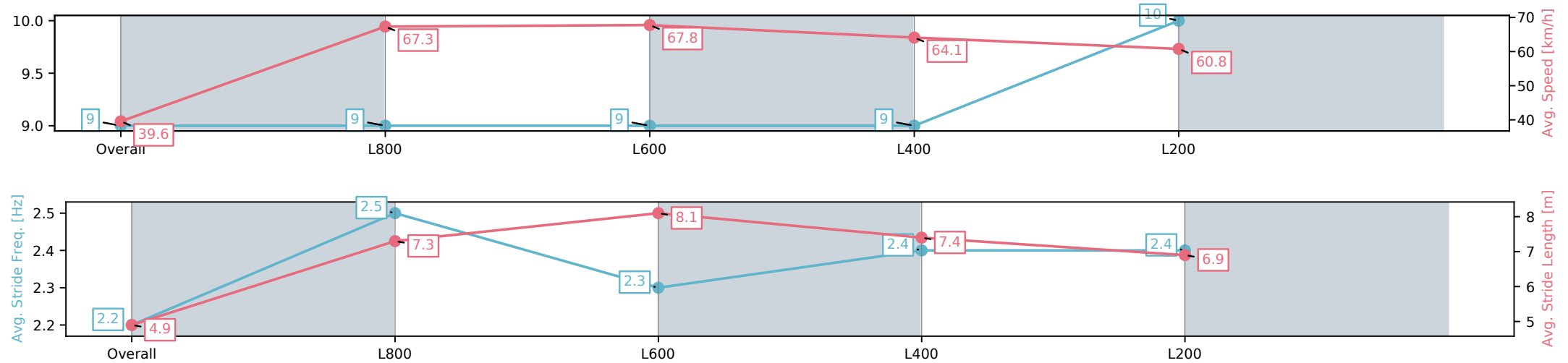
Race 2: Thomas Farms Maiden Plate - 900m

02 July 2025 - 12:45PM

Track Rating: Good 4, Weather: Fine, Rail Position: +7m 1200
Chute, +10m Remainder



Section	Overall	L800	L600	L400	L200
Section Times	0:53.84[9] (0:09.11)	0:44.73[9] (0:10.82)	0:33.91[9] (0:10.84)	0:23.07[9] (0:11.19)	0:11.88[10] (0:11.88)
Average Speed [km/h]	39.6	67.3	67.8	64.1	60.8
Top Speed [km/h]	63.7	69.1	68.6	67.5	63.4
Avg. Dist. to Rail [m]	5.3	4.1	4.7	7.3	7.3
Avg. Stride Freq. [Hz]	2.2	2.5	2.3	2.4	2.4
Avg. Stride Length [m]	4.9	7.3	8.1	7.4	6.9



[] Ranking at each section and finish
-:-:- No data available at this section
NA No data available

Horse/Jockey Name	ENUFF CARATS/Justin Potter
Finish Rank	10
Fastest Section Time (Section)	0:10.72 (L800)
Top Speed [km/h] (Section)	68.3 (Overall)
Race State	Finished



Thomas Farms Rc Murray Bridge-
Professional-2025-07-02

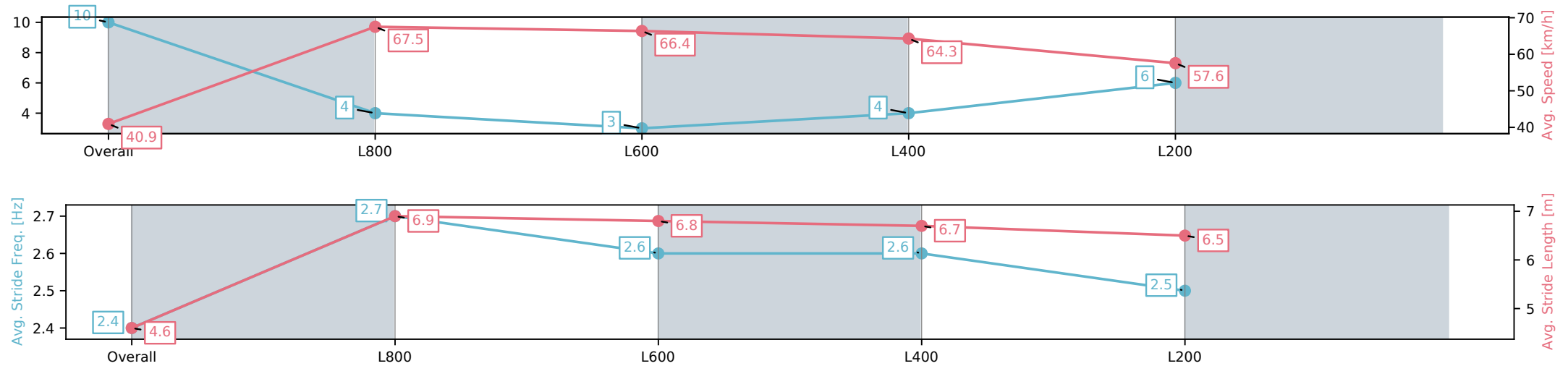
Race 2: Thomas Farms Maiden Plate - 900m

02 July 2025 - 12:45PM

Track Rating: Good 4, Weather: Fine, Rail Position: +7m 1200
Chute, +10m Remainder



Section	Overall	L800	L600	L400	L200
Section Times	0:54.19[10] (0:08.77)	0:45.42[4] (0:10.72)	0:34.70[3] (0:10.99)	0:23.71[4] (0:11.20)	0:12.51[6] (0:12.51)
Average Speed [km/h]	40.9	67.5	66.4	64.3	57.6
Top Speed [km/h]	65.3	68.3	67.9	66.6	61.0
Avg. Dist. to Rail [m]	5.3	1.1	3.7	5.7	4.5
Avg. Stride Freq. [Hz]	2.4	2.7	2.6	2.6	2.5
Avg. Stride Length [m]	4.6	6.9	6.8	6.7	6.5



[] Ranking at each section and finish
-:-:- No data available at this section
NA No data available

Horse/Jockey Name	NEVERENDS/Caitlin Tootell
Finish Rank	11
Fastest Section Time (Section)	0:11.10 (L400)
Top Speed [km/h] (Section)	67.5 (L800)
Race State	Finished



Thomas Farms Rc Murray Bridge-
Professional-2025-07-02

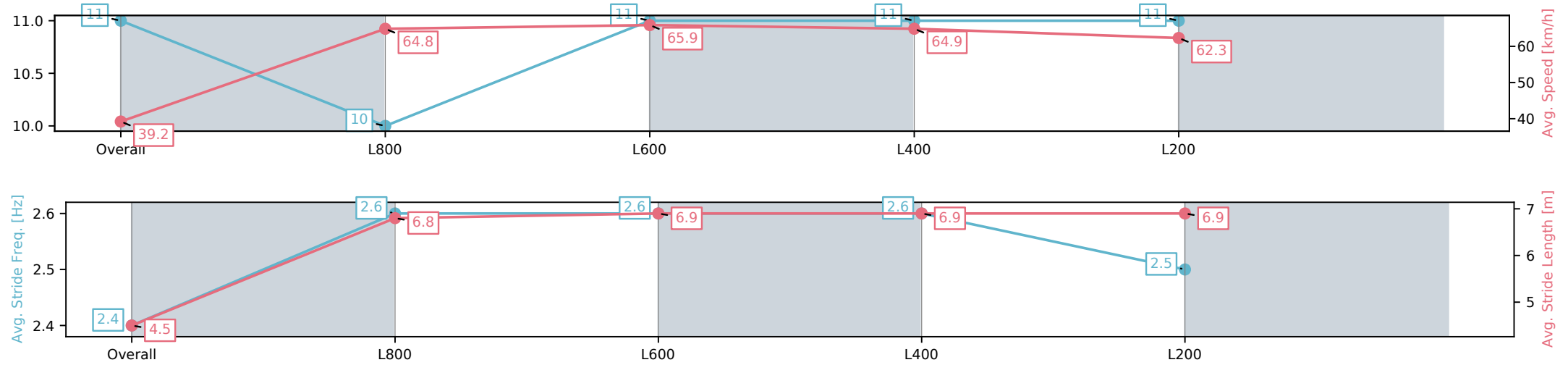
Race 2: Thomas Farms Maiden Plate - 900m

02 July 2025 - 12:45PM

Track Rating: Good 4, Weather: Fine, Rail Position: +7m 1200
Chute, +10m Remainder



Section	Overall	L800	L600	L400	L200
Section Times	0:54.31[11] (0:09.22)	0:45.09[10] (0:11.32)	0:33.77[11] (0:11.11)	0:22.66[11] (0:11.10)	0:11.56[11] (0:11.56)
Average Speed [km/h]	39.2	64.8	65.9	64.9	62.3
Top Speed [km/h]	61.3	66.0	67.5	65.7	63.2
Avg. Dist. to Rail [m]	9.9	6.4	4.2	7.0	8.3
Avg. Stride Freq. [Hz]	2.4	2.6	2.6	2.6	2.5
Avg. Stride Length [m]	4.5	6.8	6.9	6.9	6.9



[] Ranking at each section and finish
-:-:- No data available at this section
NA No data available

Horse/Jockey Name	WEST OF THE WALL/Zoe Lloyd
Finish Rank	12
Fastest Section Time (Section)	0:11.48 (L400)
Top Speed [km/h] (Section)	63.5 (Overall)
Race State	Finished



Thomas Farms Rc Murray Bridge-
Professional-2025-07-02

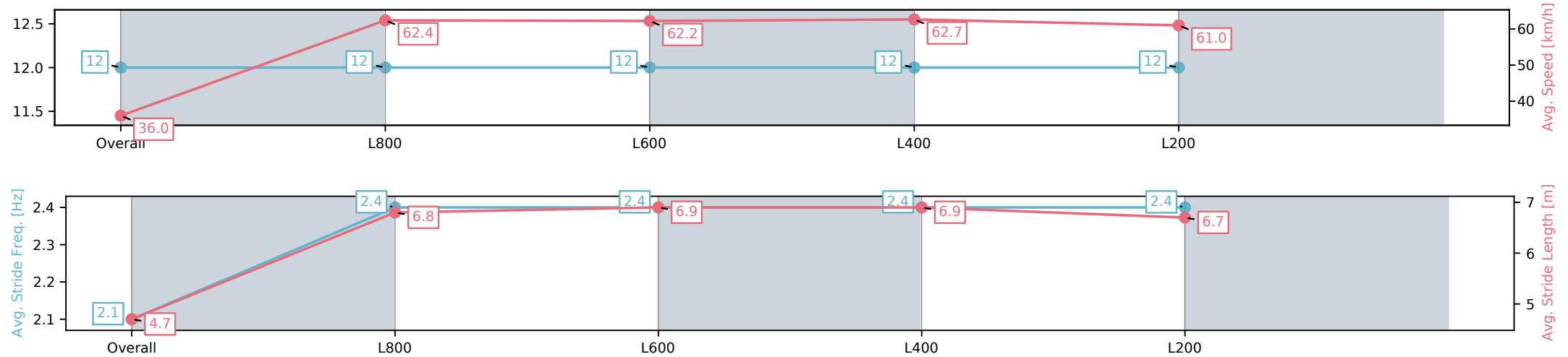
Race 2: Thomas Farms Maiden Plate - 900m

02 July 2025 - 12:45PM

Track Rating: Good 4, Weather: Fine, Rail Position: +7m 1200
Chute, +10m Remainder



Section	Overall	L800	L600	L400	L200
Section Times	0:56.79[12] (0:10.03)	0:46.76[12] (0:11.69)	0:35.07[12] (0:11.79)	0:23.28[12] (0:11.48)	0:11.80[12] (0:11.80)
Average Speed [km/h]	36.0	62.4	62.2	62.7	61.0
Top Speed [km/h]	60.1	63.5	62.9	63.3	62.2
Avg. Dist. to Rail [m]	5.0	4.6	4.4	7.0	7.2
Avg. Stride Freq. [Hz]	2.1	2.4	2.4	2.4	2.4
Avg. Stride Length [m]	4.7	6.8	6.9	6.9	6.7



[] Ranking at each section and finish
-:-:- No data available at this section
NA No data available