



Thomas Farms Rc Murray Bridge-Professional-2025-07-02

Race 1: Sportsbet Jockey Watch Maiden Plate - 1200m

02 July 2025 - 12:11PM

Track Rating: Good 4, Weather: Fine, Rail Position: +7m 1200 Chute, +10m Remainder



Section Field Times							Overall	L1000	L800	L600	L400	L200		
							1:12.28 (0:14.71)	0:57.57 (0:11.01)	0:46.57 (0:11.18)	0:35.40 (0:11.66)	0:23.74 (0:11.68)	0:12.06 (0:12.06)		
Position	#	Horse/Jockey	Barrier	Top Speed [km/h]	Fastest Section	First 400m							Margin	Distance Travelled From Winner [m]
1	3	BE RESPONSIBLE	6	65.9	0:11.08	0:26.26	1:12.29	0:57.11 [9]	0:46.03 [8]	0:34.68 [6]	0:23.20 [6]	0:11.75 [3]	1:12.29	
		Jake Toeroek		1000-800	1000-800		(0:15.18)	(0:11.08)	(0:11.35)	(0:11.48)	(0:11.45)	(0:11.75)		
2	8	AFFAIRE VUE	8	66.9	0:11.06	0:25.85	1:12.32	0:57.53 [2]	0:46.47 [2]	0:35.15 [2]	0:23.61 [3]	0:12.10 [1]	0.17L	+0
		Rochelle Milnes		1200-1000	1000-800		(0:14.79)	(0:11.06)	(0:11.32)	(0:11.54)	(0:11.51)	(0:12.10)		
3	6	JEWELS CAPTAIN	4	65.1	0:11.21	0:26.48	1:12.61	0:57.34 [10]	0:46.13 [9]	0:34.71 [9]	0:23.27 [9]	0:11.86 [9]	1.89L	-2
		Caitlin Jones		1000-800	1000-800		(0:15.27)	(0:11.21)	(0:11.42)	(0:11.44)	(0:11.41)	(0:11.86)		
4	7	MACHINEGUN MIKE	11	65.0	0:11.31	0:26.50	1:12.68	0:57.51 [8]	0:46.18 [10]	0:34.69 [10]	0:23.28 [10]	0:11.97 [8]	2.29L	+0
		Margaret Collett		800-600	400-200		(0:15.17)	(0:11.33)	(0:11.49)	(0:11.41)	(0:11.31)	(0:11.97)		
5	11	INVINCIBLE ALICE	2	65.5	0:11.08	0:25.99	1:12.70	0:57.79 [5]	0:46.71 [4]	0:35.48 [3]	0:24.01 [2]	0:12.24 [2]	2.39L	-5
		Jason Holder		1200-1000	1000-800		(0:14.91)	(0:11.08)	(0:11.23)	(0:11.47)	(0:11.77)	(0:12.24)		
6	4	FAST TEMPO	1	66.2	0:11.11	0:26.25	1:12.83	0:57.69 [7]	0:46.58 [7]	0:35.36 [5]	0:23.86 [5]	0:12.20 [5]	3.2L	-5
		Lachlan Neindorf		1000-800	1000-800		(0:15.14)	(0:11.11)	(0:11.22)	(0:11.50)	(0:11.66)	(0:12.20)		
7	1	AUGUST BONUS	5	65.6	0:11.13	0:25.94	1:12.86	0:58.05 [3]	0:46.92 [3]	0:35.55 [4]	0:23.96 [4]	0:12.27 [4]	3.36L	-3
		Jacob Opperman		1000-800	1000-800		(0:14.81)	(0:11.13)	(0:11.37)	(0:11.59)	(0:11.69)	(0:12.27)		
8	9	BELLEZZE	3	65.3	0:11.20	0:26.14	1:12.99	0:58.05 [6]	0:46.85 [5]	0:35.31 [7]	0:23.76 [8]	0:12.32 [6]	4.13L	-2
		Matthew Chadwick		1200-1000	1000-800		(0:14.94)	(0:11.20)	(0:11.54)	(0:11.55)	(0:11.44)	(0:12.32)		
9	12	PRANCE 'N' BOW	10	64.8	0:11.32	0:26.23	1:13.00	0:58.09 [4]	0:46.77 [6]	0:35.29 [8]	0:23.79 [7]	0:12.25 [10]	4.19L	+1
		Anna Jordsjo		800-600	1000-800		(0:14.91)	(0:11.32)	(0:11.48)	(0:11.50)	(0:11.54)	(0:12.25)		
10	5	HASTA LA ORIENTAL	7	Data was not able to be tracked for this horse			1:13.49							
		Kate Walters												

Scratched: Gerace (#10)

Report Created: Wed 02 July 2025 13:27:23 GMT+10 (Note: Timing is based on positional data)

Page 1/12

[] Position in running at each section and finish
-:-:- No data available at this section
NA No data available
Background shading for fastest section

Saddle cloth number
DNF Did not finish
DNT Did not track



Thomas Farms Rc Murray Bridge-Professional-2025-07-02

Race 1: Sportsbet Jockey Watch Maiden Plate - 1200m

02 July 2025 - 12:11PM

Track Rating: Good 4, Weather: Fine, Rail Position: +7m 1200 Chute, +10m Remainder



Section

Field Times

Overall	L1000	L800	L600	L400	L200
1:12.28	0:57.57	0:46.57	0:35.40	0:23.74	0:12.06
(0:14.71)	(0:11.01)	(0:11.18)	(0:11.66)	(0:11.68)	(0:12.06)

Position	#	Horse/Jockey	Barrier	Top Speed [km/h]	Fastest Section	First 400m							Margin	Distance Travelled From Winner [m]
11	2	BATTLE JACK	9	66.8	0:11.01	0:25.71	1:13.83	0:59.13 [1]	0:48.12 [1]	0:36.95 [1]	0:25.29 [1]	0:13.14 [7]	9.07L	-4
		Caitlin Tootell		1200-1000	1000-800		(0:14.70)	(0:11.01)	(0:11.17)	(0:11.66)	(0:12.15)	(0:13.14)		

Scratched: Gerace (#10)

- []

Position in running at each section and finish
- :--:--

No data available at this section
- NA

No data available
- Background shading for fastest section
- #

Saddle cloth number
- DNF

Did not finish
- DNT

Did not track

Horse/Jockey Name	BE RESPONSIBLE/Jake Toeroek
Finish Rank	1
Fastest Section Time (Section)	0:11.08 (L1000)
Top Speed [km/h] (Section)	65.9 (L1000)
Race State	Finished



Thomas Farms Rc Murray Bridge-
Professional-2025-07-02

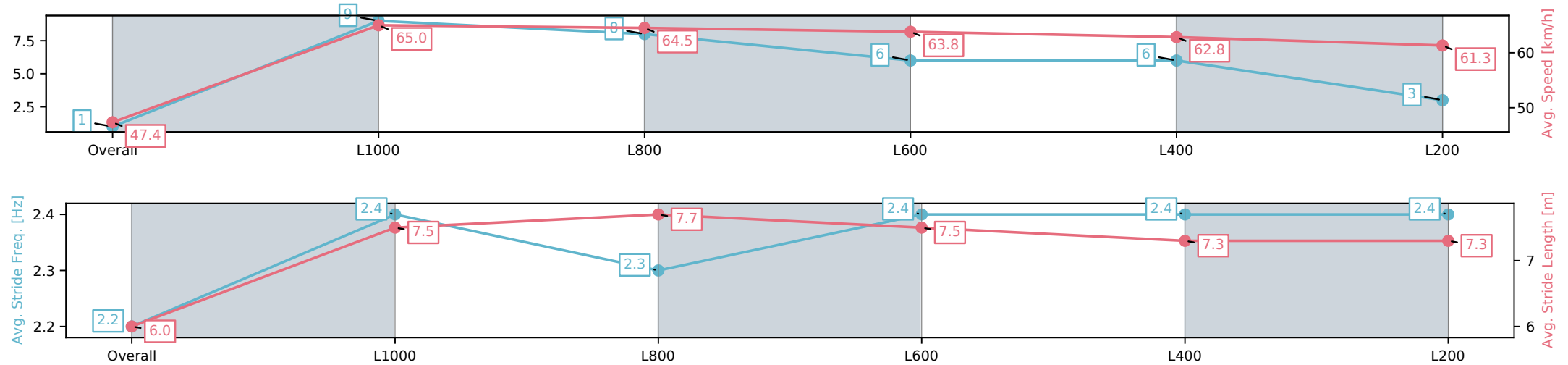
Race 1: Sportsbet Jockey Watch Maiden Plate - 1200m

02 July 2025 - 12:11PM

Track Rating: Good 4, Weather: Fine, Rail Position: +7m 1200
Chute, +10m Remainder



Section	Overall	L1000	L800	L600	L400	L200
Section Times	1:12.29[1] (0:15.18)	0:57.11[9] (0:11.08)	0:46.03[8] (0:11.35)	0:34.68[6] (0:11.48)	0:23.20[6] (0:11.45)	0:11.75[3] (0:11.75)
Average Speed [km/h]	47.4	65.0	64.5	63.8	62.8	61.3
Top Speed [km/h]	65.6	65.8	65.9	64.3	63.6	63.1
Avg. Dist. to Rail [m]	2.3	0.8	4.0	4.6	9.2	7.6
Avg. Stride Freq. [Hz]	2.2	2.4	2.3	2.4	2.4	2.4
Avg. Stride Length [m]	6.0	7.5	7.7	7.5	7.3	7.3



[] Ranking at each section and finish
-:-:- No data available at this section
NA No data available

Horse/Jockey Name	AFFAIRE VUE/Rochelle Milnes
Finish Rank	2
Fastest Section Time (Section)	0:11.06 (L1000)
Top Speed [km/h] (Section)	66.9 (Overall)
Race State	Finished



Thomas Farms Rc Murray Bridge-
Professional-2025-07-02

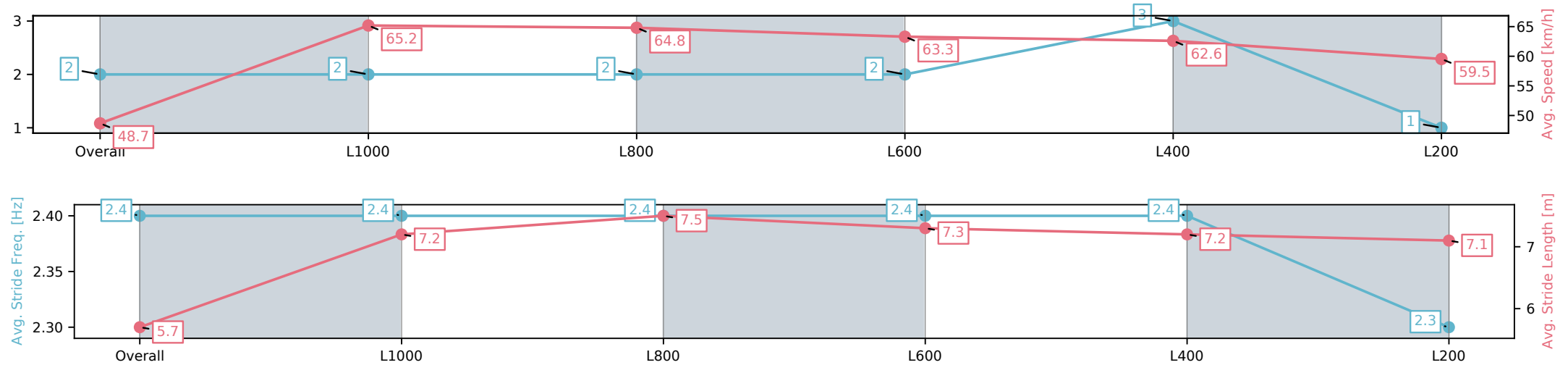
Race 1: Sportsbet Jockey Watch Maiden Plate - 1200m

02 July 2025 - 12:11PM

Track Rating: Good 4, Weather: Fine, Rail Position: +7m 1200
Chute, +10m Remainder



Section	Overall	L1000	L800	L600	L400	L200
Section Times	1:12.32[2] (0:14.79)	0:57.53[2] (0:11.06)	0:46.47[2] (0:11.32)	0:35.15[2] (0:11.54)	0:23.61[3] (0:11.51)	0:12.10[1] (0:12.10)
Average Speed [km/h]	48.7	65.2	64.8	63.3	62.6	59.5
Top Speed [km/h]	65.9	66.9	66.7	64.5	64.6	61.7
Avg. Dist. to Rail [m]	4.4	2.3	5.3	3.8	5.7	2.7
Avg. Stride Freq. [Hz]	2.4	2.4	2.4	2.4	2.4	2.3
Avg. Stride Length [m]	5.7	7.2	7.5	7.3	7.2	7.1



[] Ranking at each section and finish
-:-:- No data available at this section
NA No data available

Horse/Jockey Name	JEWELS CAPTAIN/Caitlin Jones
Finish Rank	3
Fastest Section Time (Section)	0:11.21 (L1000)
Top Speed [km/h] (Section)	65.1 (L1000)
Race State	Finished



Thomas Farms Rc Murray Bridge-
Professional-2025-07-02

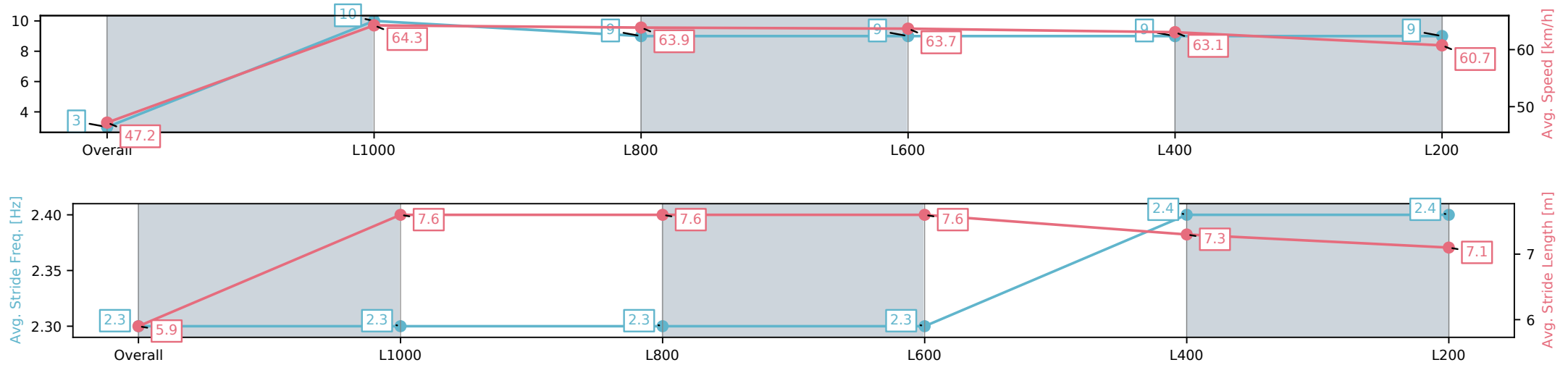
Race 1: Sportsbet Jockey Watch Maiden Plate - 1200m

02 July 2025 - 12:11PM

Track Rating: Good 4, Weather: Fine, Rail Position: +7m 1200
Chute, +10m Remainder



Section	Overall	L1000	L800	L600	L400	L200
Section Times	1:12.61[3] (0:15.27)	0:57.34[10] (0:11.21)	0:46.13[9] (0:11.42)	0:34.71[9] (0:11.44)	0:23.27[9] (0:11.41)	0:11.86[9] (0:11.86)
Average Speed [km/h]	47.2	64.3	63.9	63.7	63.1	60.7
Top Speed [km/h]	63.7	65.0	65.1	64.6	65.1	62.4
Avg. Dist. to Rail [m]	1.9	0.7	3.7	3.0	7.5	6.9
Avg. Stride Freq. [Hz]	2.3	2.3	2.3	2.3	2.4	2.4
Avg. Stride Length [m]	5.9	7.6	7.6	7.6	7.3	7.1



[] Ranking at each section and finish
-:-:- No data available at this section
NA No data available

Horse/Jockey Name	MACHINEGUN MIKE/Margaret Collett
Finish Rank	4
Fastest Section Time (Section)	0:11.31 (L400)
Top Speed [km/h] (Section)	65.0 (L800)
Race State	Finished



Thomas Farms Rc Murray Bridge-
Professional-2025-07-02

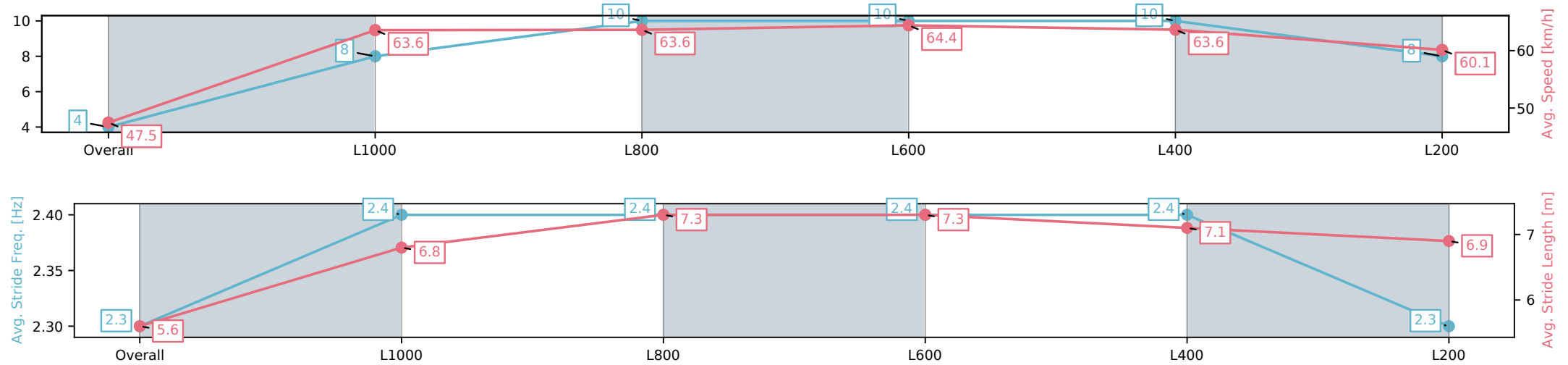
Race 1: Sportsbet Jockey Watch Maiden Plate - 1200m

02 July 2025 - 12:11PM

Track Rating: Good 4, Weather: Fine, Rail Position: +7m 1200
Chute, +10m Remainder



Section	Overall	L1000	L800	L600	L400	L200
Section Times	1:12.68[4] (0:15.17)	0:57.51[8] (0:11.33)	0:46.18[10] (0:11.49)	0:34.69[10] (0:11.41)	0:23.28[10] (0:11.31)	0:11.97[8] (0:11.97)
Average Speed [km/h]	47.5	63.6	63.6	64.4	63.6	60.1
Top Speed [km/h]	64.0	64.2	64.0	65.0	64.3	62.9
Avg. Dist. to Rail [m]	6.7	1.3	4.5	5.3	10.7	9.4
Avg. Stride Freq. [Hz]	2.3	2.4	2.4	2.4	2.4	2.3
Avg. Stride Length [m]	5.6	6.8	7.3	7.3	7.1	6.9



- [] Ranking at each section and finish
- :-:- No data available at this section
- NA No data available

Horse/Jockey Name	INVINCIBLE ALICE/Jason Holder
Finish Rank	5
Fastest Section Time (Section)	0:11.08 (L1000)
Top Speed [km/h] (Section)	65.5 (Overall)
Race State	Finished



Thomas Farms Rc Murray Bridge-
Professional-2025-07-02

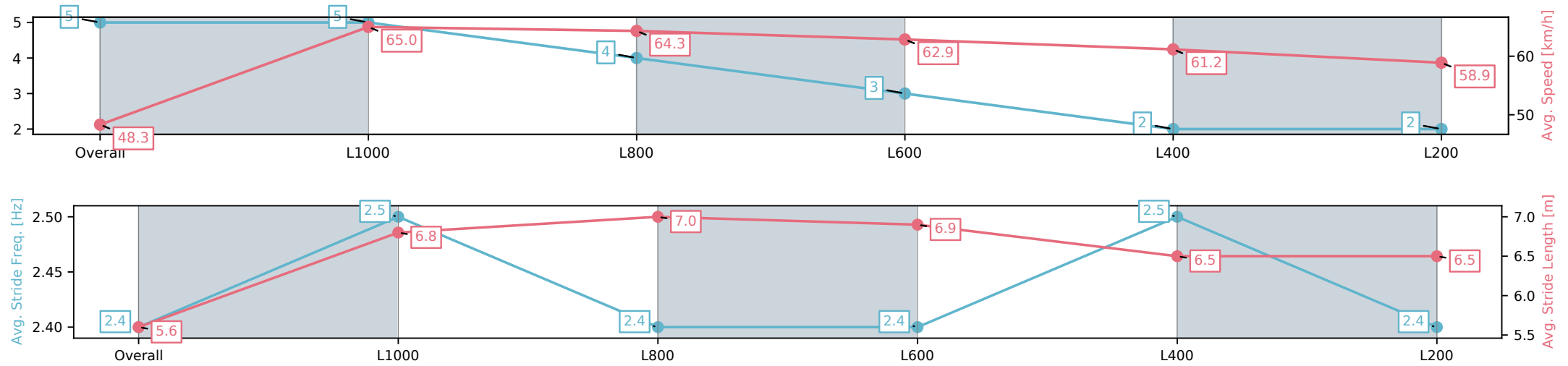
Race 1: Sportsbet Jockey Watch Maiden Plate - 1200m

02 July 2025 - 12:11PM

Track Rating: Good 4, Weather: Fine, Rail Position: +7m 1200
Chute, +10m Remainder



Section	Overall	L1000	L800	L600	L400	L200
Section Times	1:12.70[5] (0:14.91)	0:57.79[5] (0:11.08)	0:46.71[4] (0:11.23)	0:35.48[3] (0:11.47)	0:24.01[2] (0:11.77)	0:12.24[2] (0:12.24)
Average Speed [km/h]	48.3	65.0	64.3	62.9	61.2	58.9
Top Speed [km/h]	64.2	65.5	65.0	63.4	63.0	59.6
Avg. Dist. to Rail [m]	2.1	2.2	1.1	0.9	4.1	4.0
Avg. Stride Freq. [Hz]	2.4	2.5	2.4	2.4	2.5	2.4
Avg. Stride Length [m]	5.6	6.8	7.0	6.9	6.5	6.5



[] Ranking at each section and finish
-:-:- No data available at this section
NA No data available

Horse/Jockey Name	FAST TEMPO/Lachlan Neindorf
Finish Rank	6
Fastest Section Time (Section)	0:11.11 (L1000)
Top Speed [km/h] (Section)	66.2 (L1000)
Race State	Finished



Thomas Farms Rc Murray Bridge-
Professional-2025-07-02

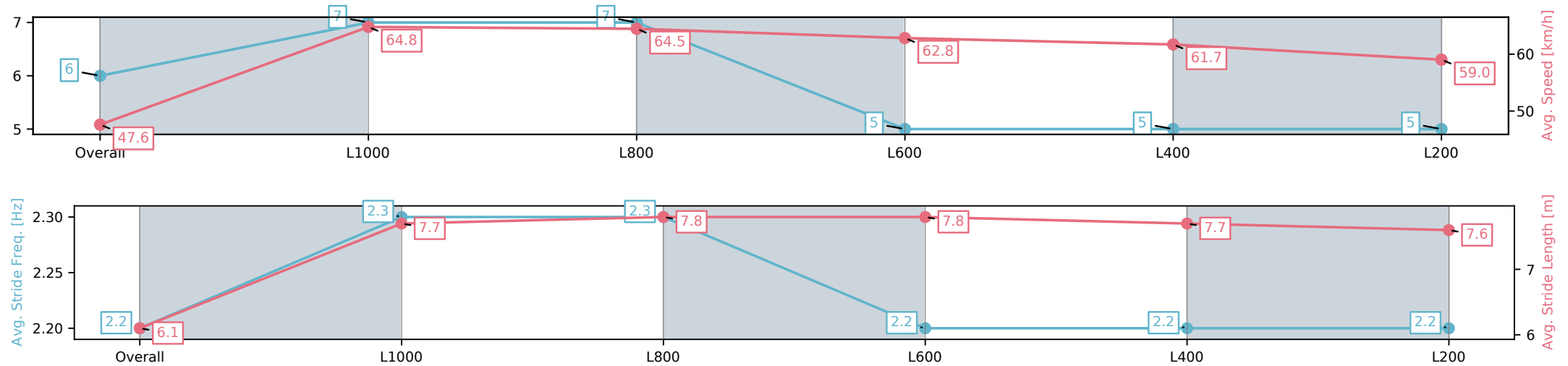
Race 1: Sportsbet Jockey Watch Maiden Plate - 1200m

02 July 2025 - 12:11PM

Track Rating: Good 4, Weather: Fine, Rail Position: +7m 1200
Chute, +10m Remainder



Section	Overall	L1000	L800	L600	L400	L200
Section Times	1:12.83[6] (0:15.14)	0:57.69[7] (0:11.11)	0:46.58[7] (0:11.22)	0:35.36[5] (0:11.50)	0:23.86[5] (0:11.66)	0:12.20[5] (0:12.20)
Average Speed [km/h]	47.6	64.8	64.5	62.8	61.7	59.0
Top Speed [km/h]	63.9	65.7	66.2	63.5	62.9	61.4
Avg. Dist. to Rail [m]	3.3	2.4	1.5	1.2	2.7	1.7
Avg. Stride Freq. [Hz]	2.2	2.3	2.3	2.2	2.2	2.2
Avg. Stride Length [m]	6.1	7.7	7.8	7.8	7.7	7.6



[] Ranking at each section and finish
-:-:- No data available at this section
NA No data available

Horse/Jockey Name	AUGUST BONUS/Jacob Opperman
Finish Rank	7
Fastest Section Time (Section)	0:11.13 (L1000)
Top Speed [km/h] (Section)	65.6 (L1000)
Race State	Finished



Thomas Farms Rc Murray Bridge-
Professional-2025-07-02

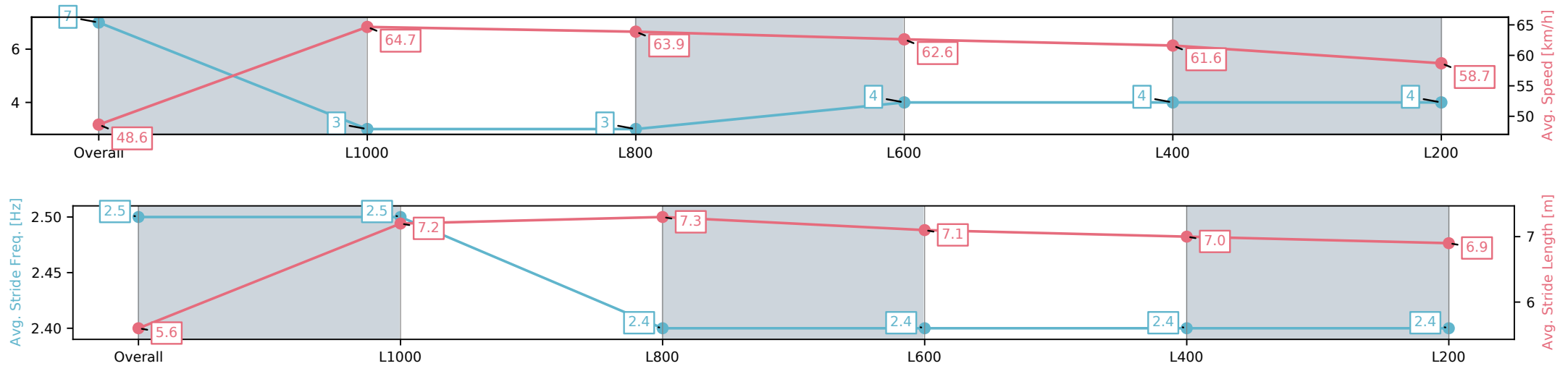
Race 1: Sportsbet Jockey Watch Maiden Plate - 1200m

02 July 2025 - 12:11PM

Track Rating: Good 4, Weather: Fine, Rail Position: +7m 1200
Chute, +10m Remainder



Section	Overall	L1000	L800	L600	L400	L200
Section Times	1:12.86[7] (0:14.81)	0:58.05[3] (0:11.13)	0:46.92[3] (0:11.37)	0:35.55[4] (0:11.59)	0:23.96[4] (0:11.69)	0:12.27[4] (0:12.27)
Average Speed [km/h]	48.6	64.7	63.9	62.6	61.6	58.7
Top Speed [km/h]	64.5	65.5	65.6	64.3	62.5	60.6
Avg. Dist. to Rail [m]	1.8	1.1	2.5	2.3	4.6	4.4
Avg. Stride Freq. [Hz]	2.5	2.5	2.4	2.4	2.4	2.4
Avg. Stride Length [m]	5.6	7.2	7.3	7.1	7.0	6.9



[] Ranking at each section and finish
-:-:- No data available at this section
NA No data available

Horse/Jockey Name	BELLEZZE/Matthew Chadwick
Finish Rank	8
Fastest Section Time (Section)	0:11.20 (L1000)
Top Speed [km/h] (Section)	65.3 (Overall)
Race State	Finished



Thomas Farms Rc Murray Bridge-
Professional-2025-07-02

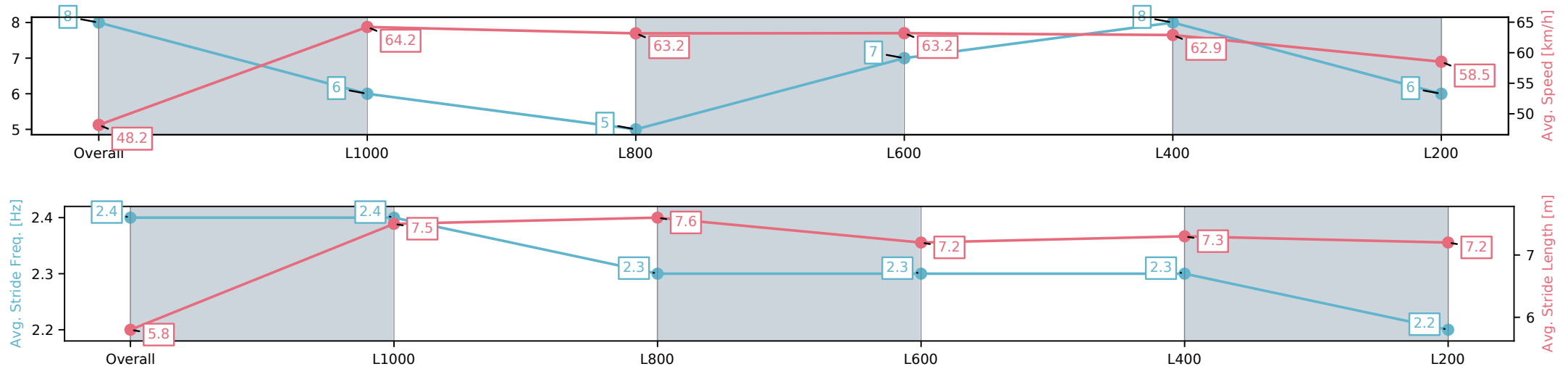
Race 1: Sportsbet Jockey Watch Maiden Plate - 1200m

02 July 2025 - 12:11PM

Track Rating: Good 4, Weather: Fine, Rail Position: +7m 1200
Chute, +10m Remainder



Section	Overall	L1000	L800	L600	L400	L200
Section Times	1:12.99[8] (0:14.94)	0:58.05[6] (0:11.20)	0:46.85[5] (0:11.54)	0:35.31[7] (0:11.55)	0:23.76[8] (0:11.44)	0:12.32[6] (0:12.32)
Average Speed [km/h]	48.2	64.2	63.2	63.2	62.9	58.5
Top Speed [km/h]	63.8	65.3	64.8	64.7	64.6	60.5
Avg. Dist. to Rail [m]	2.0	2.0	2.8	3.7	6.6	6.2
Avg. Stride Freq. [Hz]	2.4	2.4	2.3	2.3	2.3	2.2
Avg. Stride Length [m]	5.8	7.5	7.6	7.2	7.3	7.2



[] Ranking at each section and finish
-:-:- No data available at this section
NA No data available

Horse/Jockey Name	PRANCE 'N' BOW/Anna Jordsjo
Finish Rank	9
Fastest Section Time (Section)	0:11.32 (L1000)
Top Speed [km/h] (Section)	64.8 (L800)
Race State	Finished



Thomas Farms Rc Murray Bridge-
Professional-2025-07-02

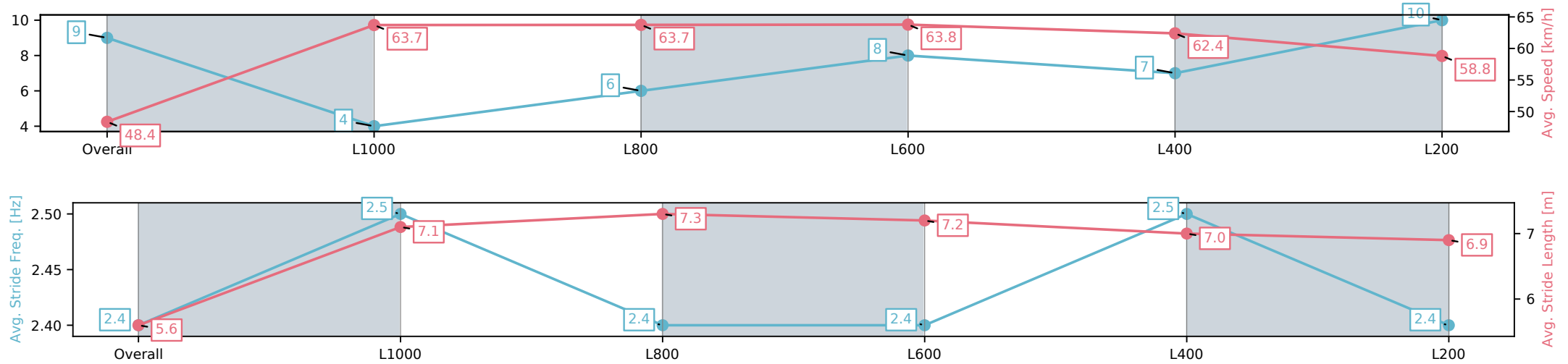
Race 1: Sportsbet Jockey Watch Maiden Plate - 1200m

02 July 2025 - 12:11PM

Track Rating: Good 4, Weather: Fine, Rail Position: +7m 1200
Chute, +10m Remainder



Section	Overall	L1000	L800	L600	L400	L200
Section Times	1:13.00[9] (0:14.91)	0:58.09[4] (0:11.32)	0:46.77[6] (0:11.48)	0:35.29[8] (0:11.50)	0:23.79[7] (0:11.54)	0:12.25[10] (0:12.25)
Average Speed [km/h]	48.4	63.7	63.7	63.8	62.4	58.8
Top Speed [km/h]	64.2	64.2	64.3	64.8	64.1	61.2
Avg. Dist. to Rail [m]	7.6	2.7	5.1	4.7	8.8	8.6
Avg. Stride Freq. [Hz]	2.4	2.5	2.4	2.4	2.5	2.4
Avg. Stride Length [m]	5.6	7.1	7.3	7.2	7.0	6.9



[] Ranking at each section and finish
-:-:- No data available at this section
NA No data available

Horse/Jockey Name	BATTLE JACK/Caitlin Tootell
Finish Rank	11
Fastest Section Time (Section)	0:11.01 (L1000)
Top Speed [km/h] (Section)	66.8 (Overall)
Race State	Finished



Thomas Farms Rc Murray Bridge-
Professional-2025-07-02

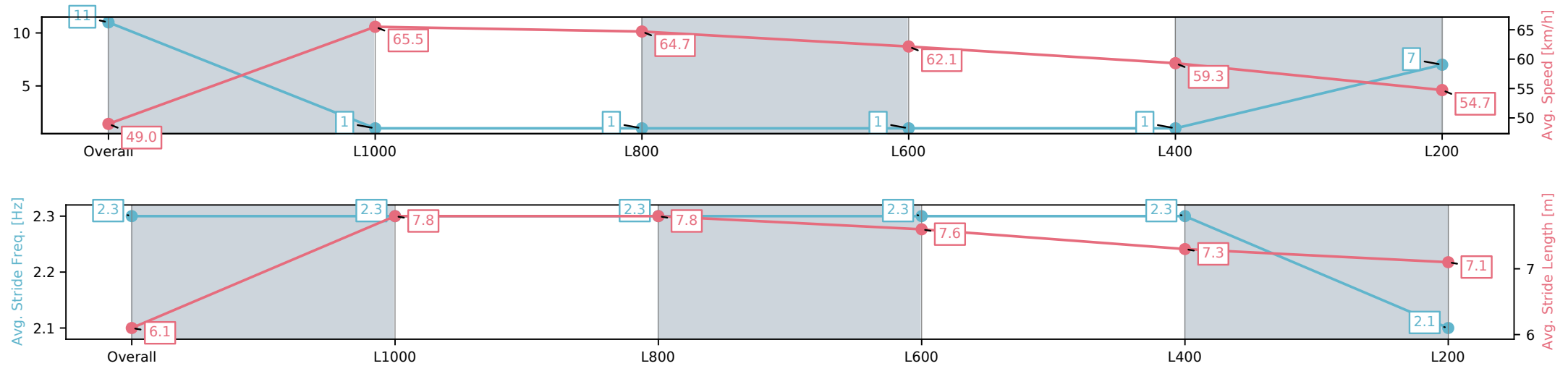
Race 1: Sportsbet Jockey Watch Maiden Plate - 1200m

02 July 2025 - 12:11PM

Track Rating: Good 4, Weather: Fine, Rail Position: +7m 1200
Chute, +10m Remainder



Section	Overall	L1000	L800	L600	L400	L200
Section Times	1:13.83[11] (0:14.70)	0:59.13[1] (0:11.01)	0:48.12[1] (0:11.17)	0:36.95[1] (0:11.66)	0:25.29[1] (0:12.15)	0:13.14[7] (0:13.14)
Average Speed [km/h]	49.0	65.5	64.7	62.1	59.3	54.7
Top Speed [km/h]	65.8	66.8	65.6	63.0	61.3	57.2
Avg. Dist. to Rail [m]	5.9	1.6	1.6	1.8	3.2	2.8
Avg. Stride Freq. [Hz]	2.3	2.3	2.3	2.3	2.3	2.1
Avg. Stride Length [m]	6.1	7.8	7.8	7.6	7.3	7.1



[] Ranking at each section and finish
-:-:- No data available at this section
NA No data available