



Thomas Farms Rc Murray Bridge-Professional-2025-06-14

Race 10: Carlton Draught Handicap - 1200m

14 June 2025 - 4:21PM

Track Rating: Soft 6, Weather: Overcast, Rail Position: +5m Entire



Section Field Times							Overall	L1000	L800	L600	L400	L200		
							1:11.44 (0:14.28)	0:57.15 (0:10.92)	0:46.23 (0:11.20)	0:35.03 (0:11.44)	0:23.59 (0:11.51)	0:12.08 (0:12.08)		
Position	#	Horse/Jockey	Barrier	Top Speed [km/h]	Fastest Section	First 400m							Margin	Distance Travelled From Winner [m]
1	2	TALKIN' ITALIAN	2	67.3	0:11.07	0:25.76	1:11.44	0:56.75 [11]	0:45.68 [13]	0:34.42 [12]	0:22.93 [12]	0:11.78 [9]	1:11.44	
		Justin Potter		1200-1000	1000-800		(0:14.69)	(0:11.07)	(0:11.26)	(0:11.49)	(0:11.15)	(0:11.78)		
2	7	HIGH ON SUGAR	3	66.2	0:10.96	0:25.24	1:11.48	0:57.20 [1]	0:46.24 [2]	0:34.93 [3]	0:23.56 [4]	0:12.13 [1]	0.25L	-2
		Rochelle Milnes		1200-1000	1000-800		(0:14.28)	(0:10.96)	(0:11.31)	(0:11.37)	(0:11.43)	(0:12.13)		
3	6	GUNADO	4	66.4	0:11.04	0:25.55	1:11.49	0:56.98 [7]	0:45.94 [7]	0:34.64 [9]	0:23.22 [9]	0:11.95 [5]	0.33L	+0
		Ben Price		1200-1000	1000-800		(0:14.51)	(0:11.04)	(0:11.30)	(0:11.42)	(0:11.27)	(0:11.95)		
4	3	LOMAX	9	67.5	0:10.92	0:25.75	1:11.51	0:56.68 [14]	0:45.76 [11]	0:34.53 [11]	0:23.12 [10]	0:11.87 [8]	0.43L	+3
		Manoel Nunes		1200-1000	1000-800		(0:14.83)	(0:10.92)	(0:11.23)	(0:11.41)	(0:11.25)	(0:11.87)		
5	15	SAV ON ICE	6	66.5	0:11.07	0:25.95	1:11.55	0:56.78 [13]	0:45.60 [14]	0:34.38 [13]	0:22.96 [14]	0:11.89 [10]	0.69L	+5
		Jessica Tzaferis		1000-800	400-200		(0:14.77)	(0:11.18)	(0:11.22)	(0:11.42)	(0:11.07)	(0:11.89)		
6	4	SOLAR BLAST	1	66.8	0:10.90	0:25.61	1:11.62	0:56.91 [12]	0:46.01 [8]	0:34.80 [8]	0:23.40 [7]	0:12.11 [3]	1.1L	-4
		Jake Toeroek		1200-1000	1000-800		(0:14.71)	(0:10.90)	(0:11.21)	(0:11.40)	(0:11.28)	(0:12.11)		
7	1	ANOTHERHOUSE	11	66.9	0:10.95	0:25.47	1:11.75	0:57.23 [8]	0:46.28 [6]	0:35.19 [4]	0:23.90 [1]	0:12.40 [2]	1.91L	+1
		Todd Pannell		1200-1000	1000-800		(0:14.52)	(0:10.95)	(0:11.09)	(0:11.28)	(0:11.50)	(0:12.40)		
8	12	GUSTY WAY	10	65.4	0:11.08	0:25.39	1:11.96	0:57.65 [3]	0:46.57 [5]	0:35.29 [6]	0:23.88 [5]	0:12.33 [7]	3.26L	-2
		Stacey Metcalfe		1200-1000	1000-800		(0:14.31)	(0:11.08)	(0:11.28)	(0:11.41)	(0:11.55)	(0:12.33)		
9	8	DREAMS FULFILLED	7	65.9	0:11.13	0:25.76	1:12.03	0:57.40 [9]	0:46.27 [12]	0:34.82 [14]	0:23.51 [13]	0:12.01 [13]	3.7L	+1
		Taylor Johnstone		800-600	1000-800		(0:14.63)	(0:11.13)	(0:11.45)	(0:11.31)	(0:11.50)	(0:12.01)		
10	11	ANDREW'S MEMORY	5	65.7	0:11.15	0:25.64	1:12.06	0:57.57 [6]	0:46.42 [9]	0:35.09 [10]	0:23.66 [11]	0:12.15 [11]	3.86L	+3
		Lachlan Neindorf		1000-800	1000-800		(0:14.49)	(0:11.15)	(0:11.33)	(0:11.43)	(0:11.51)	(0:12.15)		

Scratched: Arc De Puissance (#5), Flyin' For Us (#16), Allegedly (#17), Onehundred Percent (#18)

Report Created: Sat 14 June 2025 17:05:58 GMT+10 (Note: Timing is based on positional data)

Page 1/16

[] Position in running at each section and finish
-:-:- No data available at this section
NA No data available
█ Background shading for fastest section

Saddle cloth number
DNF Did not finish
DNT Did not track



Thomas Farms Rc Murray Bridge-Professional-2025-06-14

Race 10: Carlton Draught Handicap - 1200m

14 June 2025 - 4:21PM

Track Rating: Soft 6, Weather: Overcast, Rail Position: +5m Entire



Section

Field Times

Overall

1:11.44

(0:14.28)

L1000

0:57.15

(0:10.92)

L800

0:46.23

(0:11.20)

L600

0:35.03

(0:11.44)

L400

0:23.59

(0:11.51)

L200

0:12.08

(0:12.08)

Position	#	Horse/Jockey	Barrier	Top Speed [km/h]	Fastest Section	First 400m	Overall	L1000	L800	L600	L400	L200	Margin	Distance Travelled From Winner [m]
11	14	PRANCETHRULIFE	12	67.4	0:10.91	0:25.37	1:12.15	0:57.69 [5]	0:46.78 [4]	0:35.65 [2]	0:24.24 [3]	0:12.54 [6]	4.45L	+5
		Alan Lai		1200-1000	1000-800		(0:14.46)	(0:10.91)	(0:11.13)	(0:11.41)	(0:11.70)	(0:12.54)		
12	13	HASTA LA CHILLY	14	67.6	0:10.99	0:25.64	1:12.43	0:57.78 [10]	0:46.79 [10]	0:35.66 [7]	0:24.16 [8]	0:12.45 [12]	6.2L	+5
		Kate Walters		1000-800	1000-800		(0:14.65)	(0:10.99)	(0:11.13)	(0:11.50)	(0:11.71)	(0:12.45)		
13	9	MILLIVOY	13	66.2	0:10.89	0:25.20	1:12.44	0:58.13 [2]	0:47.24 [1]	0:36.04 [1]	0:24.58 [2]	0:12.93 [4]	6.26L	+2
		Jason Holder		1200-1000	1000-800		(0:14.31)	(0:10.89)	(0:11.20)	(0:11.46)	(0:11.65)	(0:12.93)		
14	10	QUANAH	8	66.1	0:10.99	0:25.30	1:14.50	1:00.19 [4]	0:49.20 [3]	0:37.90 [5]	0:26.41 [6]	0:14.20 [14]	19.09L	-1
		Andrew Stead		1200-1000	1000-800		(0:14.31)	(0:10.99)	(0:11.30)	(0:11.49)	(0:12.21)	(0:14.20)		

Scratched: Arc De Puissance (#5), Flyin' For Us (#16), Allegedly (#17), Onehundred Percent (#18)

Horse/Jockey Name	TALKIN' ITALIAN/Justin Potter
Finish Rank	1
Fastest Section Time (Section)	0:11.07 (L1000)
Top Speed [km/h] (Section)	67.3 (Overall)
Race State	Finished



Thomas Farms Rc Murray Bridge-
Professional-2025-06-14

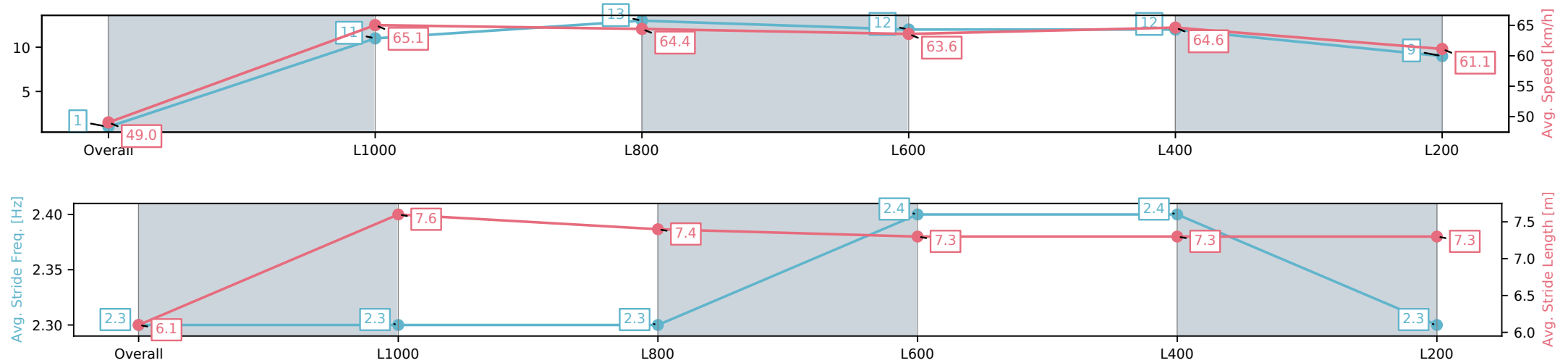
Race 10: Carlton Draught Handicap - 1200m

14 June 2025 - 4:21PM



Track Rating: Soft 6, Weather: Overcast, Rail Position: +5m Entire

Section	Overall	L1000	L800	L600	L400	L200
Section Times	1:11.44[1] (0:14.69)	0:56.75[11] (0:11.07)	0:45.68[13] (0:11.26)	0:34.42[12] (0:11.49)	0:22.93[12] (0:11.15)	0:11.78[9] (0:11.78)
Average Speed [km/h]	49.0	65.1	64.4	63.6	64.6	61.1
Top Speed [km/h]	63.9	67.3	65.7	65.9	65.9	63.1
Avg. Dist. to Rail [m]	1.1	1.0	2.5	3.7	7.9	10.0
Avg. Stride Freq. [Hz]	2.3	2.3	2.3	2.4	2.4	2.3
Avg. Stride Length [m]	6.1	7.6	7.4	7.3	7.3	7.3



[] Ranking at each section and finish
-:-:- No data available at this section
NA No data available

Horse/Jockey Name	HIGH ON SUGAR/Rochelle Milnes
Finish Rank	2
Fastest Section Time (Section)	0:10.96 (L1000)
Top Speed [km/h] (Section)	66.2 (Overall)
Race State	Finished



Thomas Farms Rc Murray Bridge-
Professional-2025-06-14

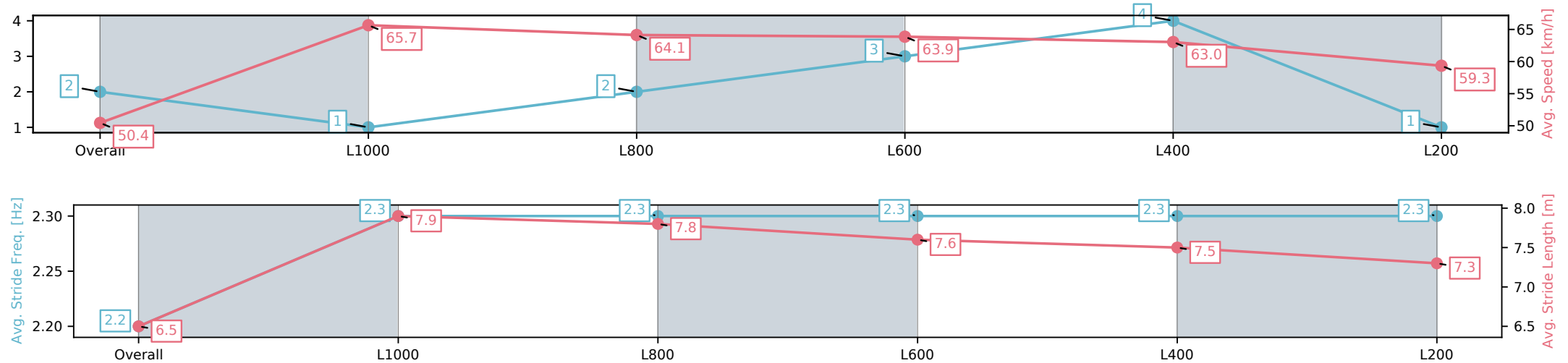
Race 10: Carlton Draught Handicap - 1200m

14 June 2025 - 4:21PM



Track Rating: Soft 6, Weather: Overcast, Rail Position: +5m Entire

Section	Overall	L1000	L800	L600	L400	L200
Section Times	1:11.48[2] (0:14.28)	0:57.20[1] (0:10.96)	0:46.24[2] (0:11.31)	0:34.93[3] (0:11.37)	0:23.56[4] (0:11.43)	0:12.13[1] (0:12.13)
Average Speed [km/h]	50.4	65.7	64.1	63.9	63.0	59.3
Top Speed [km/h]	65.4	66.2	65.4	64.8	64.1	61.1
Avg. Dist. to Rail [m]	0.7	1.4	1.9	2.7	5.7	5.9
Avg. Stride Freq. [Hz]	2.2	2.3	2.3	2.3	2.3	2.3
Avg. Stride Length [m]	6.5	7.9	7.8	7.6	7.5	7.3



[] Ranking at each section and finish
-:-:- No data available at this section
NA No data available

Horse/Jockey Name	GUNADO/Ben Price
Finish Rank	3
Fastest Section Time (Section)	0:11.04 (L1000)
Top Speed [km/h] (Section)	66.4 (Overall)
Race State	Finished



Thomas Farms Rc Murray Bridge-
Professional-2025-06-14

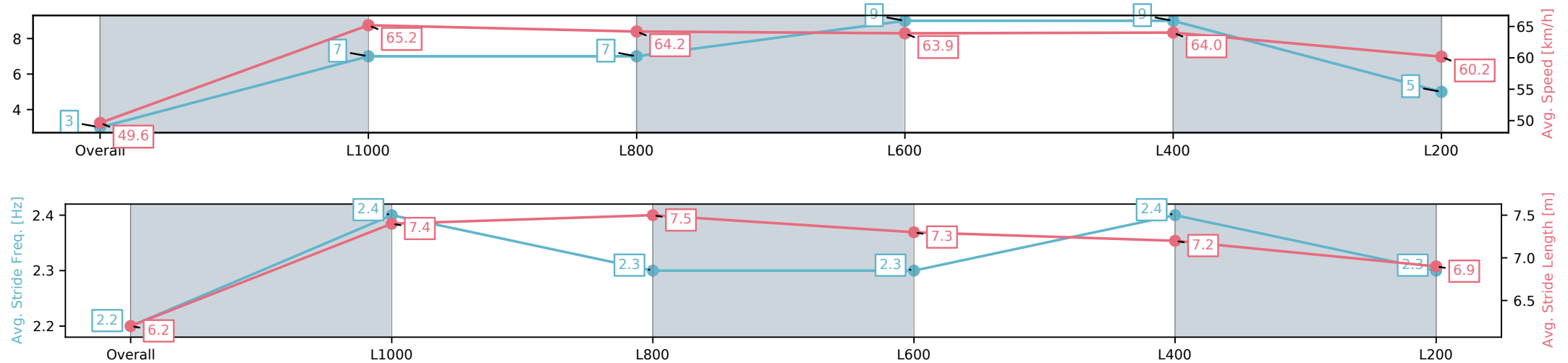
Race 10: Carlton Draught Handicap - 1200m

14 June 2025 - 4:21PM



Track Rating: Soft 6, Weather: Overcast, Rail Position: +5m Entire

Section	Overall	L1000	L800	L600	L400	L200
Section Times	1:11.49[3] (0:14.51)	0:56.98[7] (0:11.04)	0:45.94[7] (0:11.30)	0:34.64[9] (0:11.42)	0:23.22[9] (0:11.27)	0:11.95[5] (0:11.95)
Average Speed [km/h]	49.6	65.2	64.2	63.9	64.0	60.2
Top Speed [km/h]	63.1	66.4	65.6	64.6	64.8	62.9
Avg. Dist. to Rail [m]	0.9	1.5	2.1	3.4	4.8	5.1
Avg. Stride Freq. [Hz]	2.2	2.4	2.3	2.3	2.4	2.3
Avg. Stride Length [m]	6.2	7.4	7.5	7.3	7.2	6.9



[] Ranking at each section and finish
-:-:- No data available at this section
NA No data available

Horse/Jockey Name	LOMAX/Manoel Nunes
Finish Rank	4
Fastest Section Time (Section)	0:10.92 (L1000)
Top Speed [km/h] (Section)	67.5 (Overall)
Race State	Finished



Thomas Farms Rc Murray Bridge-
Professional-2025-06-14

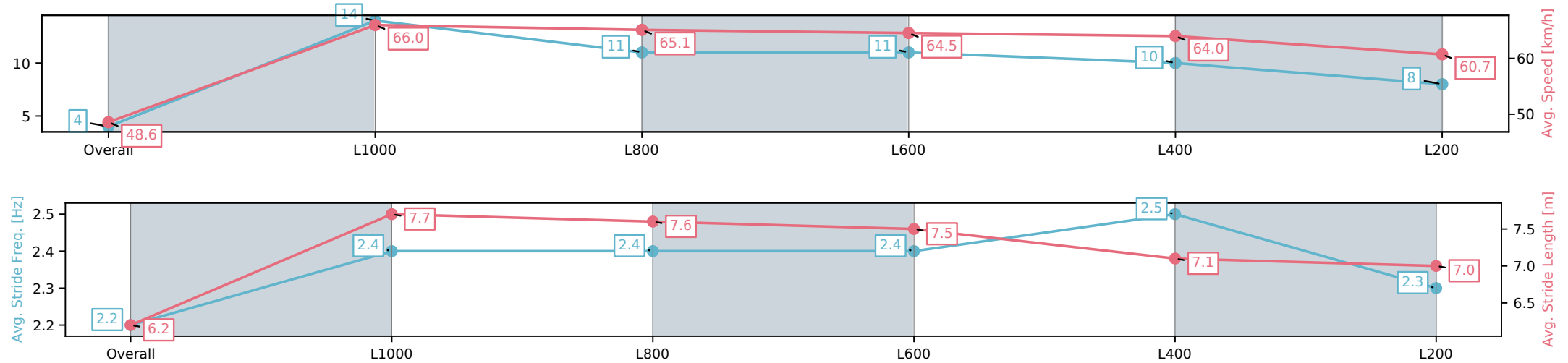
Race 10: Carlton Draught Handicap - 1200m

14 June 2025 - 4:21PM



Track Rating: Soft 6, Weather: Overcast, Rail Position: +5m Entire

Section	Overall	L1000	L800	L600	L400	L200
Section Times	1:11.51[4] (0:14.83)	0:56.68[14] (0:10.92)	0:45.76[11] (0:11.23)	0:34.53[11] (0:11.41)	0:23.12[10] (0:11.25)	0:11.87[8] (0:11.87)
Average Speed [km/h]	48.6	66.0	65.1	64.5	64.0	60.7
Top Speed [km/h]	64.0	67.5	67.2	65.0	65.4	63.0
Avg. Dist. to Rail [m]	3.9	1.7	4.5	5.9	10.7	11.4
Avg. Stride Freq. [Hz]	2.2	2.4	2.4	2.4	2.5	2.3
Avg. Stride Length [m]	6.2	7.7	7.6	7.5	7.1	7.0



[] Ranking at each section and finish
-:-:- No data available at this section
NA No data available

Horse/Jockey Name	SAV ON ICE/Jessica Tzaferis
Finish Rank	5
Fastest Section Time (Section)	0:11.07 (L400)
Top Speed [km/h] (Section)	66.5 (L1000)
Race State	Finished



Thomas Farms Rc Murray Bridge-
Professional-2025-06-14

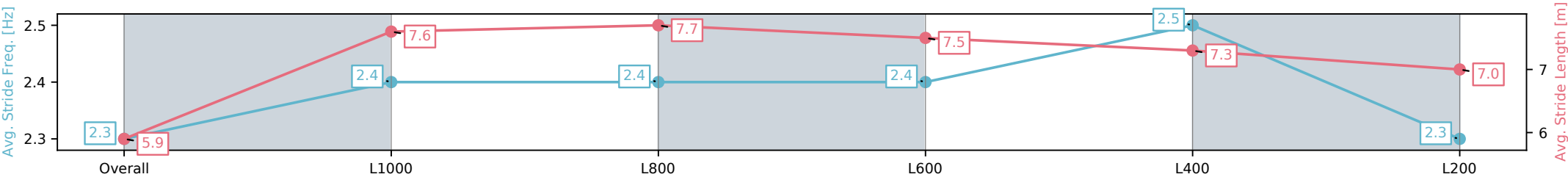
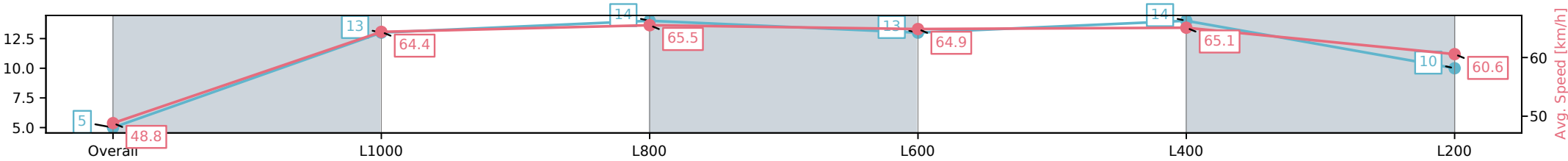
Race 10: Carlton Draught Handicap - 1200m

14 June 2025 - 4:21PM



Track Rating: Soft 6, Weather: Overcast, Rail Position: +5m Entire

Section	Overall	L1000	L800	L600	L400	L200
Section Times	1:11.55[5] (0:14.77)	0:56.78[13] (0:11.18)	0:45.60[14] (0:11.22)	0:34.38[13] (0:11.42)	0:22.96[14] (0:11.07)	0:11.89[10] (0:11.89)
Average Speed [km/h]	48.8	64.4	65.5	64.9	65.1	60.6
Top Speed [km/h]	63.2	66.4	66.5	66.3	66.5	63.8
Avg. Dist. to Rail [m]	3.0	1.2	5.7	7.4	13.4	13.3
Avg. Stride Freq. [Hz]	2.3	2.4	2.4	2.4	2.5	2.3
Avg. Stride Length [m]	5.9	7.6	7.7	7.5	7.3	7.0



- [] Ranking at each section and finish
- :-:- No data available at this section
- NA No data available

Horse/Jockey Name	SOLAR BLAST/Jake Toeroek
Finish Rank	6
Fastest Section Time (Section)	0:10.90 (L1000)
Top Speed [km/h] (Section)	66.8 (Overall)
Race State	Finished



Thomas Farms Rc Murray Bridge-
Professional-2025-06-14

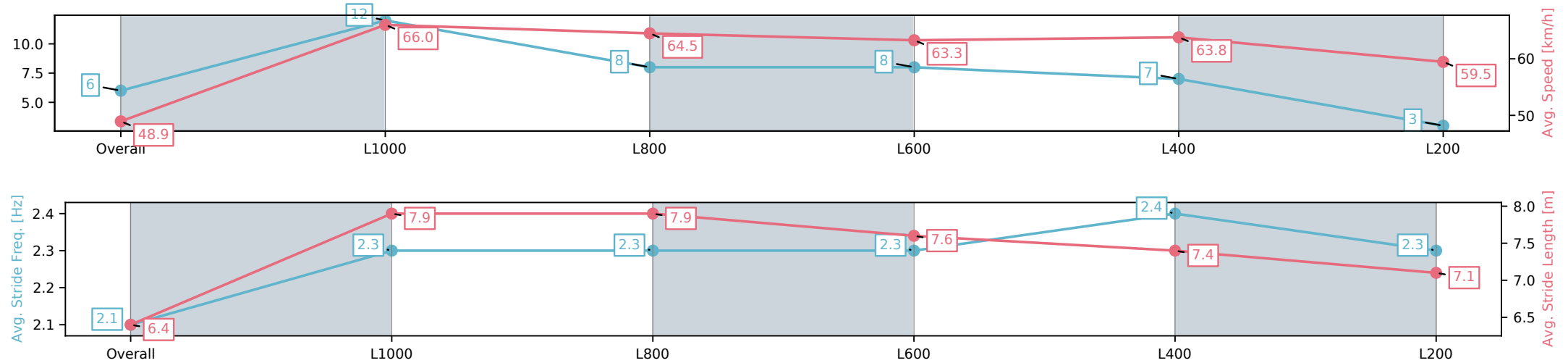
Race 10: Carlton Draught Handicap - 1200m

14 June 2025 - 4:21PM



Track Rating: Soft 6, Weather: Overcast, Rail Position: +5m Entire

Section	Overall	L1000	L800	L600	L400	L200
Section Times	1:11.62[6] (0:14.71)	0:56.91[12] (0:10.90)	0:46.01[8] (0:11.21)	0:34.80[8] (0:11.40)	0:23.40[7] (0:11.28)	0:12.11[3] (0:12.11)
Average Speed [km/h]	48.9	66.0	64.5	63.3	63.8	59.5
Top Speed [km/h]	64.4	66.8	65.5	64.8	65.5	61.5
Avg. Dist. to Rail [m]	2.1	2.3	0.9	0.9	2.7	3.3
Avg. Stride Freq. [Hz]	2.1	2.3	2.3	2.3	2.4	2.3
Avg. Stride Length [m]	6.4	7.9	7.9	7.6	7.4	7.1



[] Ranking at each section and finish
-:-:- No data available at this section
NA No data available

Horse/Jockey Name	ANOTHERHOUSE/Todd Pannell
Finish Rank	7
Fastest Section Time (Section)	0:10.95 (L1000)
Top Speed [km/h] (Section)	66.9 (Overall)
Race State	Finished



Thomas Farms Rc Murray Bridge-
Professional-2025-06-14

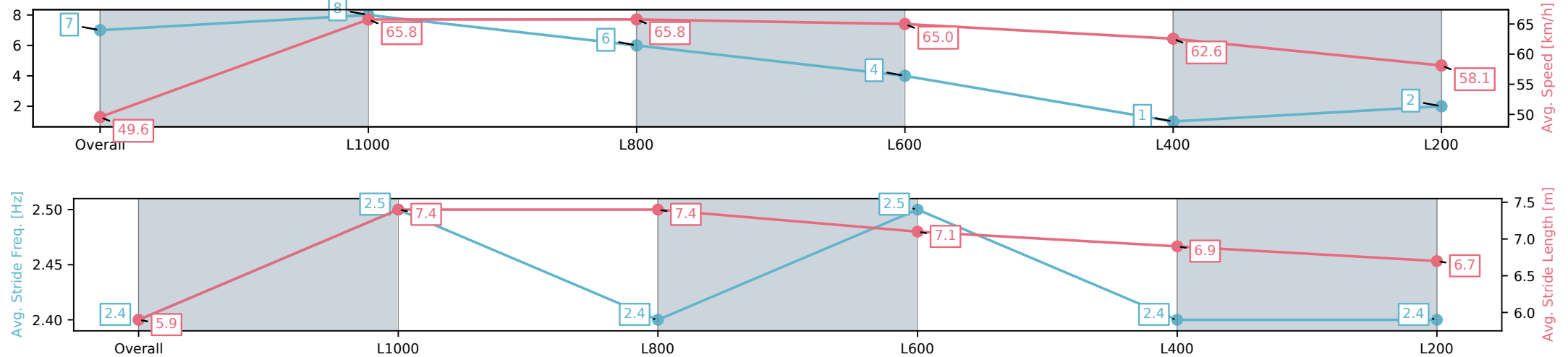
Race 10: Carlton Draught Handicap - 1200m

14 June 2025 - 4:21PM



Track Rating: Soft 6, Weather: Overcast, Rail Position: +5m Entire

Section	Overall	L1000	L800	L600	L400	L200
Section Times	1:11.75[7] (0:14.52)	0:57.23[8] (0:10.95)	0:46.28[6] (0:11.09)	0:35.19[4] (0:11.28)	0:23.90[1] (0:11.50)	0:12.40[2] (0:12.40)
Average Speed [km/h]	49.6	65.8	65.8	65.0	62.6	58.1
Top Speed [km/h]	63.9	66.9	66.2	65.7	64.9	60.1
Avg. Dist. to Rail [m]	6.3	1.4	3.7	4.5	7.4	7.7
Avg. Stride Freq. [Hz]	2.4	2.5	2.4	2.5	2.4	2.4
Avg. Stride Length [m]	5.9	7.4	7.4	7.1	6.9	6.7



[] Ranking at each section and finish
-:-:- No data available at this section
NA No data available

Horse/Jockey Name	GUSTY WAY/Stacey Metcalfe
Finish Rank	8
Fastest Section Time (Section)	0:11.08 (L1000)
Top Speed [km/h] (Section)	65.4 (Overall)
Race State	Finished



Thomas Farms Rc Murray Bridge-
Professional-2025-06-14

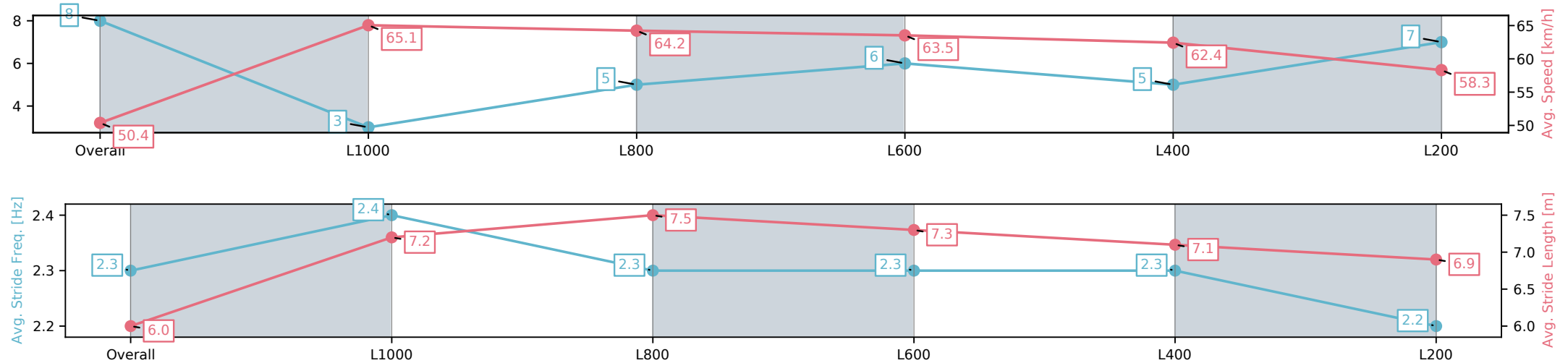
Race 10: Carlton Draught Handicap - 1200m

14 June 2025 - 4:21PM



Track Rating: Soft 6, Weather: Overcast, Rail Position: +5m Entire

Section	Overall	L1000	L800	L600	L400	L200
Section Times	1:11.96[8] (0:14.31)	0:57.65[3] (0:11.08)	0:46.57[5] (0:11.28)	0:35.29[6] (0:11.41)	0:23.88[5] (0:11.55)	0:12.33[7] (0:12.33)
Average Speed [km/h]	50.4	65.1	64.2	63.5	62.4	58.3
Top Speed [km/h]	64.4	65.4	65.2	64.5	64.7	59.8
Avg. Dist. to Rail [m]	5.3	0.8	2.5	2.1	4.8	6.3
Avg. Stride Freq. [Hz]	2.3	2.4	2.3	2.3	2.3	2.2
Avg. Stride Length [m]	6.0	7.2	7.5	7.3	7.1	6.9



[] Ranking at each section and finish
-:-:- No data available at this section
NA No data available

Horse/Jockey Name	DREAMS FULFILLED/Taylor Johnstone
Finish Rank	9
Fastest Section Time (Section)	0:11.13 (L1000)
Top Speed [km/h] (Section)	65.9 (L800)
Race State	Finished



Thomas Farms Rc Murray Bridge-
Professional-2025-06-14

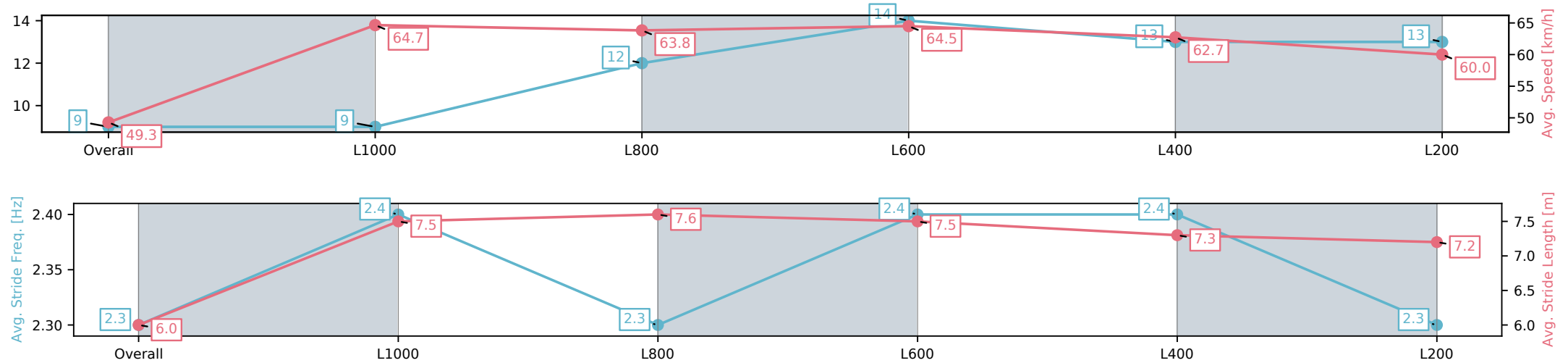
Race 10: Carlton Draught Handicap - 1200m

14 June 2025 - 4:21PM



Track Rating: Soft 6, Weather: Overcast, Rail Position: +5m Entire

Section	Overall	L1000	L800	L600	L400	L200
Section Times	1:12.03[9] (0:14.63)	0:57.40[9] (0:11.13)	0:46.27[12] (0:11.45)	0:34.82[14] (0:11.31)	0:23.51[13] (0:11.50)	0:12.01[13] (0:12.01)
Average Speed [km/h]	49.3	64.7	63.8	64.5	62.7	60.0
Top Speed [km/h]	63.8	65.6	65.8	65.9	65.0	61.6
Avg. Dist. to Rail [m]	3.7	1.5	4.3	4.1	9.1	12.9
Avg. Stride Freq. [Hz]	2.3	2.4	2.3	2.4	2.4	2.3
Avg. Stride Length [m]	6.0	7.5	7.6	7.5	7.3	7.2



[] Ranking at each section and finish
-:-:- No data available at this section
NA No data available

Horse/Jockey Name	ANDREW'S MEMORY/Lachlan Neindorf
Finish Rank	10
Fastest Section Time (Section)	0:11.15 (L1000)
Top Speed [km/h] (Section)	65.7 (L1000)
Race State	Finished



Thomas Farms Rc Murray Bridge-
Professional-2025-06-14

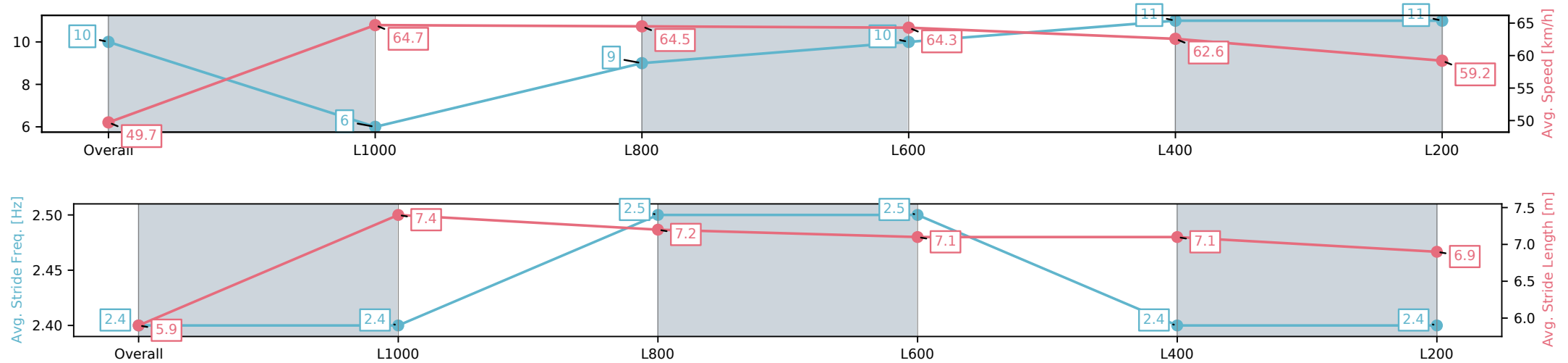
Race 10: Carlton Draught Handicap - 1200m

14 June 2025 - 4:21PM



Track Rating: Soft 6, Weather: Overcast, Rail Position: +5m Entire

Section	Overall	L1000	L800	L600	L400	L200
Section Times	1:12.06[10] (0:14.49)	0:57.57[6] (0:11.15)	0:46.42[9] (0:11.33)	0:35.09[10] (0:11.43)	0:23.66[11] (0:11.51)	0:12.15[11] (0:12.15)
Average Speed [km/h]	49.7	64.7	64.5	64.3	62.6	59.2
Top Speed [km/h]	64.0	65.6	65.7	64.9	65.0	60.2
Avg. Dist. to Rail [m]	2.3	0.8	4.6	4.9	7.4	10.4
Avg. Stride Freq. [Hz]	2.4	2.4	2.5	2.5	2.4	2.4
Avg. Stride Length [m]	5.9	7.4	7.2	7.1	7.1	6.9



[] Ranking at each section and finish
-:-:- No data available at this section
NA No data available

Horse/Jockey Name	PRANCETHRULIFE/Alan Lai
Finish Rank	11
Fastest Section Time (Section)	0:10.91 (L1000)
Top Speed [km/h] (Section)	67.4 (Overall)
Race State	Finished



Thomas Farms Rc Murray Bridge-
Professional-2025-06-14

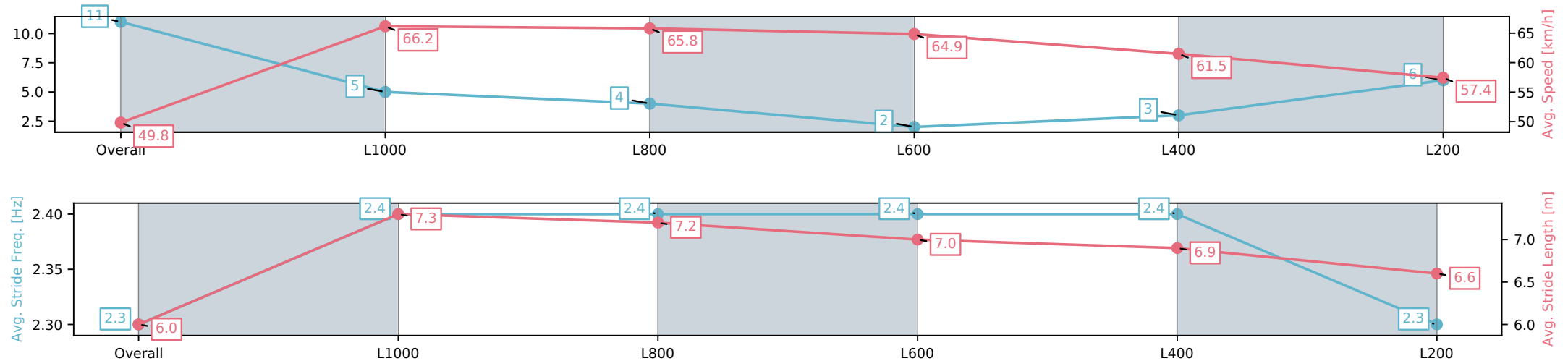
Race 10: Carlton Draught Handicap - 1200m

14 June 2025 - 4:21PM



Track Rating: Soft 6, Weather: Overcast, Rail Position: +5m Entire

Section	Overall	L1000	L800	L600	L400	L200
Section Times	1:12.15[11] (0:14.46)	0:57.69[5] (0:10.91)	0:46.78[4] (0:11.13)	0:35.65[2] (0:11.41)	0:24.24[3] (0:11.70)	0:12.54[6] (0:12.54)
Average Speed [km/h]	49.8	66.2	65.8	64.9	61.5	57.4
Top Speed [km/h]	63.7	67.4	66.5	65.2	64.2	59.4
Avg. Dist. to Rail [m]	7.3	2.9	5.3	6.5	7.7	8.5
Avg. Stride Freq. [Hz]	2.3	2.4	2.4	2.4	2.4	2.3
Avg. Stride Length [m]	6.0	7.3	7.2	7.0	6.9	6.6



[] Ranking at each section and finish
-:-:- No data available at this section
NA No data available

Horse/Jockey Name	HASTA LA CHILLY/Kate Walters
Finish Rank	12
Fastest Section Time (Section)	0:10.99 (L1000)
Top Speed [km/h] (Section)	67.6 (L1000)
Race State	Finished



Thomas Farms Rc Murray Bridge-
Professional-2025-06-14

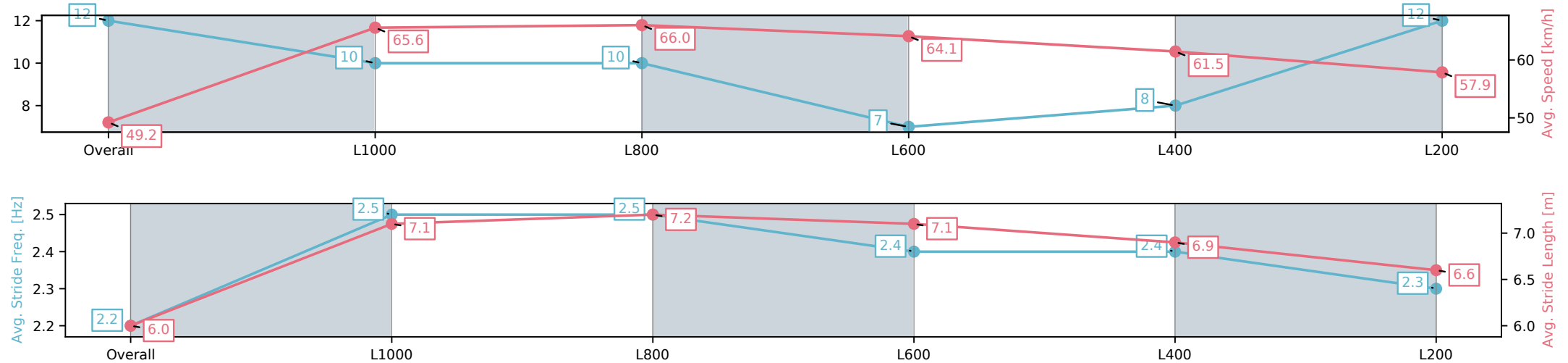
Race 10: Carlton Draught Handicap - 1200m

14 June 2025 - 4:21PM



Track Rating: Soft 6, Weather: Overcast, Rail Position: +5m Entire

Section	Overall	L1000	L800	L600	L400	L200
Section Times	1:12.43[12] (0:14.65)	0:57.78[10] (0:10.99)	0:46.79[10] (0:11.13)	0:35.66[7] (0:11.50)	0:24.16[8] (0:11.71)	0:12.45[12] (0:12.45)
Average Speed [km/h]	49.2	65.6	66.0	64.1	61.5	57.9
Top Speed [km/h]	62.2	67.5	67.6	64.6	63.5	59.8
Avg. Dist. to Rail [m]	9.2	3.6	6.2	6.1	9.6	11.9
Avg. Stride Freq. [Hz]	2.2	2.5	2.5	2.4	2.4	2.3
Avg. Stride Length [m]	6.0	7.1	7.2	7.1	6.9	6.6



[] Ranking at each section and finish
-:-:- No data available at this section
NA No data available

Horse/Jockey Name	MILLIVOY/Jason Holder
Finish Rank	13
Fastest Section Time (Section)	0:10.89 (L1000)
Top Speed [km/h] (Section)	66.2 (Overall)
Race State	Finished



Thomas Farms Rc Murray Bridge-
Professional-2025-06-14

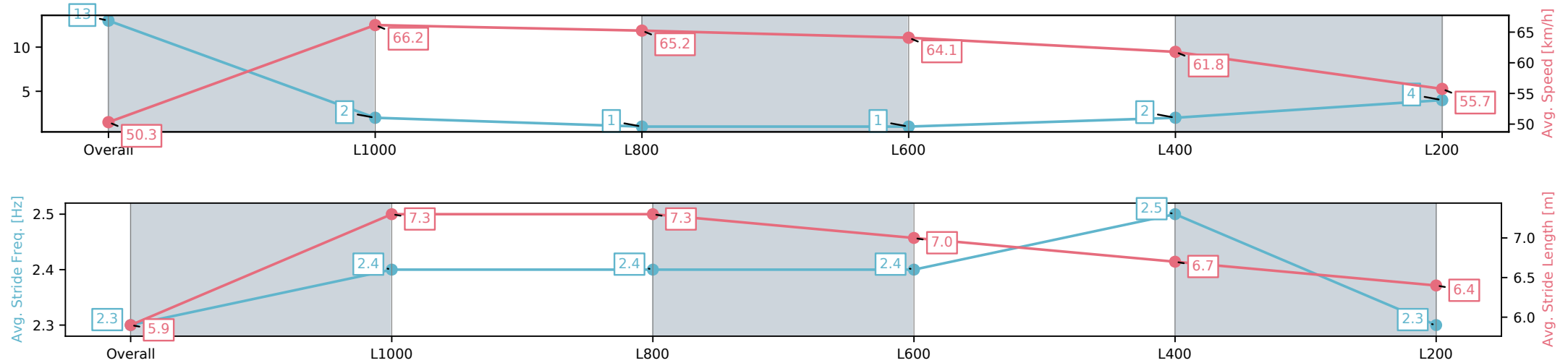
Race 10: Carlton Draught Handicap - 1200m

14 June 2025 - 4:21PM



Track Rating: Soft 6, Weather: Overcast, Rail Position: +5m Entire

Section	Overall	L1000	L800	L600	L400	L200
Section Times	1:12.44[13] (0:14.31)	0:58.13[2] (0:10.89)	0:47.24[1] (0:11.20)	0:36.04[1] (0:11.46)	0:24.58[2] (0:11.65)	0:12.93[4] (0:12.93)
Average Speed [km/h]	50.3	66.2	65.2	64.1	61.8	55.7
Top Speed [km/h]	64.6	66.2	65.8	64.2	63.7	58.6
Avg. Dist. to Rail [m]	7.9	2.0	4.3	5.0	7.0	6.5
Avg. Stride Freq. [Hz]	2.3	2.4	2.4	2.4	2.5	2.3
Avg. Stride Length [m]	5.9	7.3	7.3	7.0	6.7	6.4



[] Ranking at each section and finish
-:-:- No data available at this section
NA No data available

Horse/Jockey Name	QUANAH/Andrew Stead
Finish Rank	14
Fastest Section Time (Section)	0:10.99 (L1000)
Top Speed [km/h] (Section)	66.1 (Overall)
Race State	Finished



Thomas Farms Rc Murray Bridge-
Professional-2025-06-14

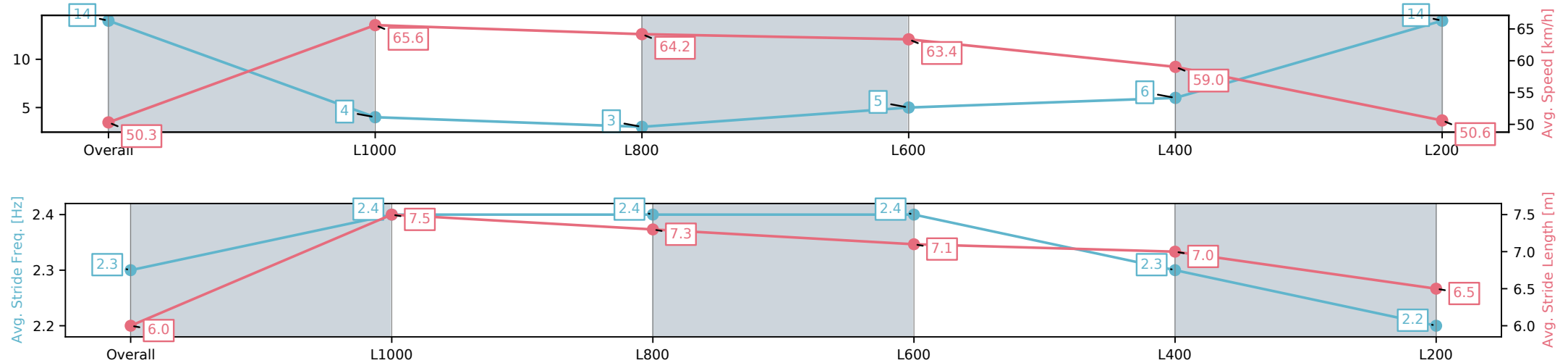
Race 10: Carlton Draught Handicap - 1200m

14 June 2025 - 4:21PM



Track Rating: Soft 6, Weather: Overcast, Rail Position: +5m Entire

Section	Overall	L1000	L800	L600	L400	L200
Section Times	1:14.50[14] (0:14.31)	1:00.19[4] (0:10.99)	0:49.20[3] (0:11.30)	0:37.90[5] (0:11.49)	0:26.41[6] (0:12.21)	0:14.20[14] (0:14.20)
Average Speed [km/h]	50.3	65.6	64.2	63.4	59.0	50.6
Top Speed [km/h]	65.1	66.1	65.3	64.8	61.5	56.7
Avg. Dist. to Rail [m]	4.6	0.8	2.8	2.9	5.0	4.6
Avg. Stride Freq. [Hz]	2.3	2.4	2.4	2.4	2.3	2.2
Avg. Stride Length [m]	6.0	7.5	7.3	7.1	7.0	6.5



[] Ranking at each section and finish
-:-:- No data available at this section
NA No data available