



Thomas Farms Rc Murray Bridge-Professional-2025-06-14

Race 9: Fred Vella Tyre & Crash Repair Handicap - 1200m

14 June 2025 - 3:48PM

Track Rating: Soft 6, Weather: Overcast, Rail Position: +5m Entire



Section

Field Times

							Overall	L1000	L800	L600	L400	L200		
							1:11.79 (0:13.95)	0:57.83 (0:10.97)	0:46.87 (0:11.50)	0:35.37 (0:11.47)	0:23.90 (0:11.54)	0:12.36 (0:12.36)		
Position	#	Horse/Jockey	Barrier	Top Speed [km/h]	Fastest Section	First 400m							Margin	Distance Travelled From Winner [m]
1	3	EXTRA HOT	2	65.7	0:11.15	0:25.64	1:11.79	0:57.30 [7]	0:46.15 [7]	0:34.69 [7]	0:23.27 [5]	0:11.92 [5]	1:11.79	
		Lachlan Neindorf		1200-1000	1000-800		(0:14.49)	(0:11.15)	(0:11.46)	(0:11.42)	(0:11.35)	(0:11.92)		
2	15	PRICILLA'S CHOICE	8	66.4	0:11.07	0:25.45	1:11.81	0:57.43 [5]	0:46.36 [5]	0:34.96 [5]	0:23.54 [4]	0:12.12 [3]	0.1L	-1
		Alan Lai		1200-1000	1000-800		(0:14.38)	(0:11.07)	(0:11.40)	(0:11.42)	(0:11.42)	(0:12.12)		
3	8	ALOHA BLUE	7	66.5	0:10.98	0:25.16	1:11.91	0:57.73 [3]	0:46.75 [3]	0:35.36 [3]	0:23.95 [2]	0:12.49 [1]	0.7L	+0
		Felicity Atkinson		1200-1000	1000-800		(0:14.18)	(0:10.98)	(0:11.39)	(0:11.41)	(0:11.46)	(0:12.49)		
4	11	EL PASO CITIE	9	66.3	0:11.03	0:24.98	1:12.13	0:58.18 [1]	0:47.15 [2]	0:35.65 [2]	0:24.01 [3]	0:12.34 [4]	2.05L	-2
		Kate Walters		1200-1000	1000-800		(0:13.95)	(0:11.03)	(0:11.50)	(0:11.64)	(0:11.67)	(0:12.34)		
5	7	NURYS	6	65.6	0:11.19	0:26.07	1:12.14	0:57.33 [11]	0:46.07 [13]	0:34.39 [14]	0:22.97 [11]	0:11.78 [8]	2.12L	+0
		Jason Holder		800-600	400-200		(0:14.81)	(0:11.26)	(0:11.68)	(0:11.42)	(0:11.19)	(0:11.78)		
6	13	SHE'S TERNACIOUS	1	65.8	0:11.12	0:25.63	1:12.21	0:57.70 [8]	0:46.58 [6]	0:35.12 [6]	0:23.66 [6]	0:12.08 [6]	2.54L	-2
		Caitlin Jones		1200-1000	1000-800		(0:14.51)	(0:11.12)	(0:11.46)	(0:11.46)	(0:11.57)	(0:12.08)		
7	6	CUBAN WATERS	14	69.1	0:10.89	0:24.92	1:12.31	0:58.28 [2]	0:47.39 [1]	0:35.90 [1]	0:24.42 [1]	0:12.74 [2]	3.13L	-3
		Teagan Voorham		1200-1000	1000-800		(0:14.03)	(0:10.89)	(0:11.49)	(0:11.48)	(0:11.68)	(0:12.74)		
8	18	MARION STREET	4	65.5	0:11.25	0:25.97	1:12.39	0:57.67 [10]	0:46.42 [11]	0:34.93 [11]	0:23.45 [8]	0:11.95 [9]	3.6L	-1
		Margaret Collett		1200-1000	1000-800		(0:14.72)	(0:11.25)	(0:11.49)	(0:11.48)	(0:11.50)	(0:11.95)		
9	5	BUBBLE OVER	5	66.8	0:11.24	0:25.68	1:12.44	0:58.00 [6]	0:46.76 [8]	0:35.11 [8]	0:23.58 [7]	0:12.12 [7]	3.92L	+1
		Andrew Stead		1200-1000	1000-800		(0:14.44)	(0:11.24)	(0:11.65)	(0:11.53)	(0:11.46)	(0:12.12)		
10	9	DAWNBURST	12	64.8	0:11.19	0:25.83	1:12.50	0:57.86 [9]	0:46.67 [9]	0:35.08 [10]	0:23.42 [10]	0:12.02 [10]	4.28L	+1
		Taylor Johnstone		1200-1000	1000-800		(0:14.64)	(0:11.19)	(0:11.59)	(0:11.66)	(0:11.40)	(0:12.02)		

Scratched: Hot Flush (#2), Mazovia (#12), Zoomed (#14), Astromancer (#17)

Did Not Finish: The Indigo Falcon (#4)

Report Created: Sat 14 June 2025 16:42:38 GMT+10 (Note: Timing is based on positional data)

Page 1/15

[] Position in running at each section and finish
-:-:- No data available at this section
NA No data available
█ Background shading for fastest section

Saddle cloth number
DNF Did not finish
DNT Did not track

data processed by TRIPLESDATA



Thomas Farms Rc Murray Bridge-Professional-2025-06-14

Race 9: Fred Vella Tyre & Crash Repair Handicap - 1200m

14 June 2025 - 3:48PM

Track Rating: Soft 6, Weather: Overcast, Rail Position: +5m Entire



Section

Field Times

Overall
1:11.79
(0:13.95)

L1000
0:57.83
(0:10.97)

L800
0:46.87
(0:11.50)

L600
0:35.37
(0:11.47)

L400
0:23.90
(0:11.54)

L200
0:12.36
(0:12.36)

Position	#	Horse/Jockey	Barrier	Top Speed [km/h]	Fastest Section	First 400m							Margin	Distance Travelled From Winner [m]
11	1	INVERTATIONAL	11	64.9	0:11.17	0:26.13	1:12.53	0:57.57 [13]	0:46.40 [14]	0:34.80 [13]	0:23.26 [13]	0:11.92 [13]	4.47L	-2
		Rochelle Milnes		1200-1000	1000-800		(0:14.96)	(0:11.17)	(0:11.60)	(0:11.54)	(0:11.34)	(0:11.92)		
12	16	VALENTINA CHARM	13	65.3	0:11.17	0:26.04	1:12.56	0:57.69 [12]	0:46.52 [12]	0:34.91 [12]	0:23.34 [12]	0:12.03 [11]	4.66L	+3
		Manoel Nunes		1200-1000	1000-800		(0:14.87)	(0:11.17)	(0:11.61)	(0:11.56)	(0:11.31)	(0:12.03)		
13	10	FIRST MAID	10	67.0	0:10.93	0:25.93	1:12.81	0:57.81 [14]	0:46.88 [10]	0:35.41 [9]	0:23.74 [9]	0:12.22 [12]	6.18L	-2
		Sairyn Fawke		1200-1000	1000-800		(0:15.00)	(0:10.93)	(0:11.47)	(0:11.67)	(0:11.52)	(0:12.22)		

Scratched: Hot Flush (#2), Mazovia (#12), Zoomed (#14), Astromancer (#17)

Did Not Finish: The Indigo Falcon (#4)

Horse/Jockey Name	EXTRA HOT/Lachlan Neindorf
Finish Rank	1
Fastest Section Time (Section)	0:11.15 (L1000)
Top Speed [km/h] (Section)	65.7 (Overall)
Race State	Finished



Thomas Farms Rc Murray Bridge-
Professional-2025-06-14

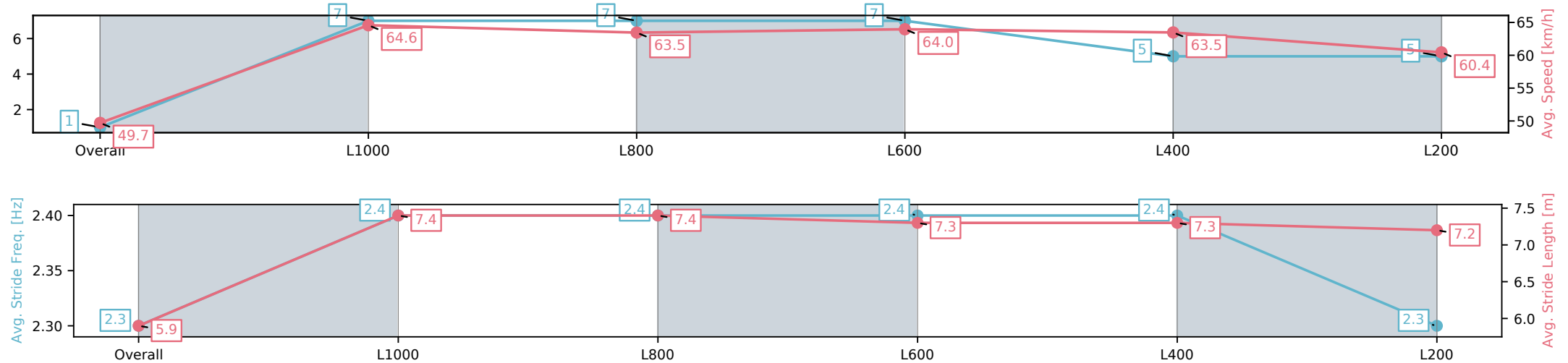
Race 9: Fred Vella Tyre & Crash Repair Handicap - 1200m

14 June 2025 - 3:48PM

Track Rating: Soft 6, Weather: Overcast, Rail Position: +5m Entire



Section	Overall	L1000	L800	L600	L400	L200
Section Times	1:11.79[1] (0:14.49)	0:57.30[7] (0:11.15)	0:46.15[7] (0:11.46)	0:34.69[7] (0:11.42)	0:23.27[5] (0:11.35)	0:11.92[5] (0:11.92)
Average Speed [km/h]	49.7	64.6	63.5	64.0	63.5	60.4
Top Speed [km/h]	65.1	65.7	64.1	65.5	65.1	62.3
Avg. Dist. to Rail [m]	1.0	1.1	2.7	3.9	9.5	11.6
Avg. Stride Freq. [Hz]	2.3	2.4	2.4	2.4	2.4	2.3
Avg. Stride Length [m]	5.9	7.4	7.4	7.3	7.3	7.2



[] Ranking at each section and finish
-:-:- No data available at this section
NA No data available

Horse/Jockey Name	PRICILLA'S CHOICE/Alan Lai
Finish Rank	2
Fastest Section Time (Section)	0:11.07 (L1000)
Top Speed [km/h] (Section)	66.4 (Overall)
Race State	Finished



Thomas Farms Rc Murray Bridge-
Professional-2025-06-14

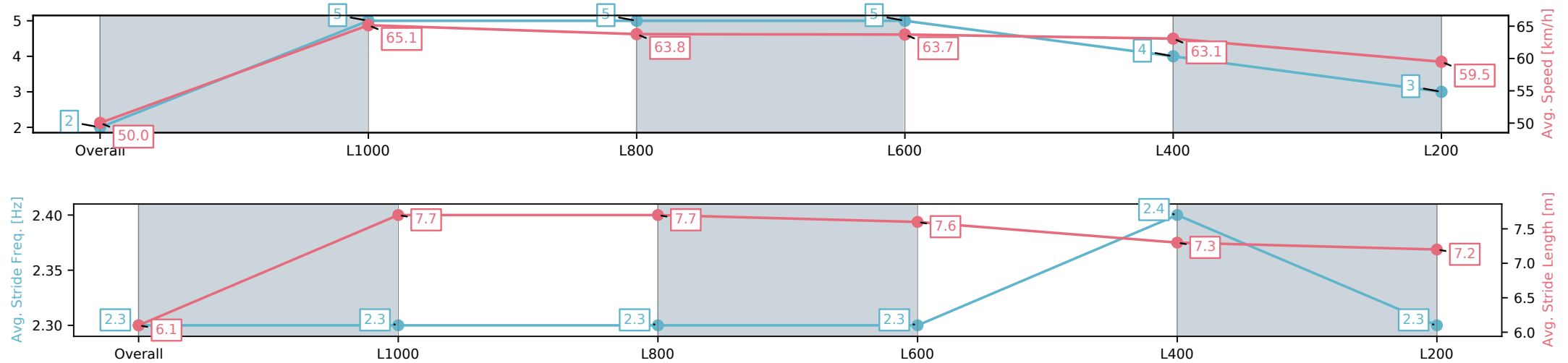
Race 9: Fred Vella Tyre & Crash Repair Handicap - 1200m

14 June 2025 - 3:48PM

Track Rating: Soft 6, Weather: Overcast, Rail Position: +5m Entire



Section	Overall	L1000	L800	L600	L400	L200
Section Times	1:11.81[2] (0:14.38)	0:57.43[5] (0:11.07)	0:46.36[5] (0:11.40)	0:34.96[5] (0:11.42)	0:23.54[4] (0:11.42)	0:12.12[3] (0:12.12)
Average Speed [km/h]	50.0	65.1	63.8	63.7	63.1	59.5
Top Speed [km/h]	66.3	66.4	64.7	65.0	65.0	62.0
Avg. Dist. to Rail [m]	3.6	0.5	3.0	2.9	6.7	7.9
Avg. Stride Freq. [Hz]	2.3	2.3	2.3	2.3	2.4	2.3
Avg. Stride Length [m]	6.1	7.7	7.7	7.6	7.3	7.2



[] Ranking at each section and finish
-:-:- No data available at this section
NA No data available

Horse/Jockey Name	ALOHA BLUE/Felicity Atkinson
Finish Rank	3
Fastest Section Time (Section)	0:10.98 (L1000)
Top Speed [km/h] (Section)	66.5 (Overall)
Race State	Finished



Thomas Farms Rc Murray Bridge-
Professional-2025-06-14

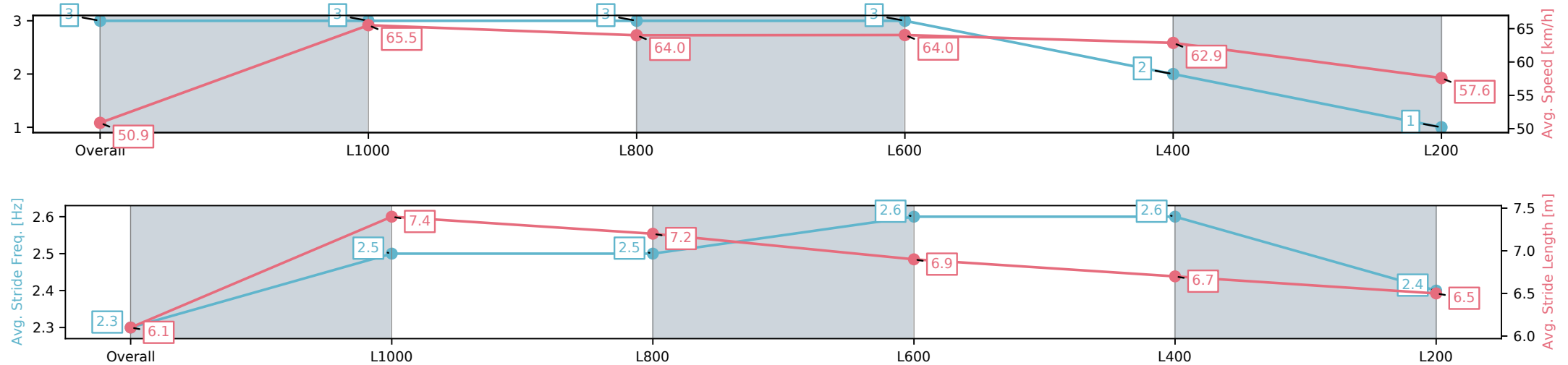
Race 9: Fred Vella Tyre & Crash Repair Handicap - 1200m

14 June 2025 - 3:48PM

Track Rating: Soft 6, Weather: Overcast, Rail Position: +5m Entire



Section	Overall	L1000	L800	L600	L400	L200
Section Times	1:11.91[3] (0:14.18)	0:57.73[3] (0:10.98)	0:46.75[3] (0:11.39)	0:35.36[3] (0:11.41)	0:23.95[2] (0:11.46)	0:12.49[1] (0:12.49)
Average Speed [km/h]	50.9	65.5	64.0	64.0	62.9	57.6
Top Speed [km/h]	65.6	66.5	65.3	66.0	66.0	60.2
Avg. Dist. to Rail [m]	3.2	0.7	3.3	3.8	4.3	3.0
Avg. Stride Freq. [Hz]	2.3	2.5	2.5	2.6	2.6	2.4
Avg. Stride Length [m]	6.1	7.4	7.2	6.9	6.7	6.5



[] Ranking at each section and finish
-:-:- No data available at this section
NA No data available

Horse/Jockey Name	EL PASO CITIE/Kate Walters
Finish Rank	4
Fastest Section Time (Section)	0:11.03 (L1000)
Top Speed [km/h] (Section)	66.3 (Overall)
Race State	Finished



Thomas Farms Rc Murray Bridge-
Professional-2025-06-14

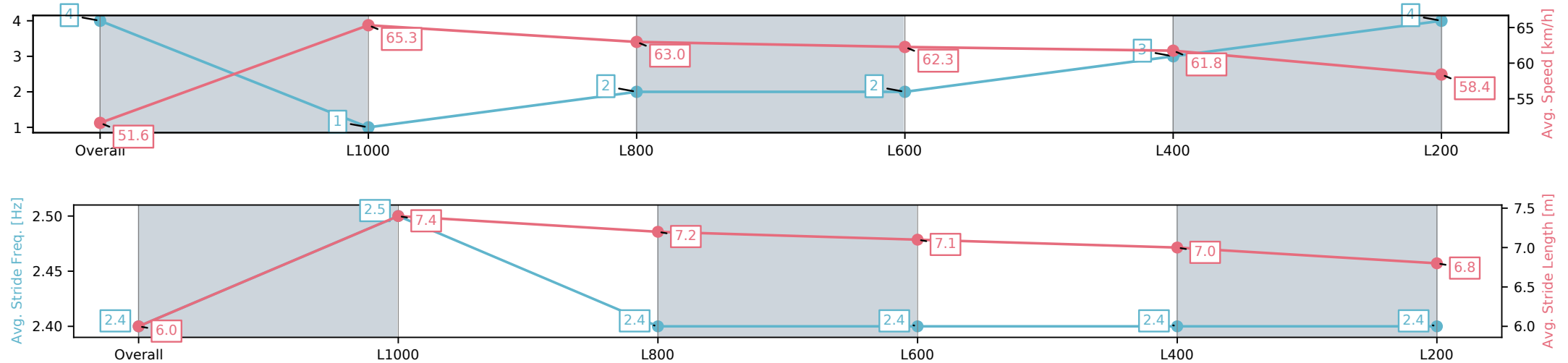
Race 9: Fred Vella Tyre & Crash Repair Handicap - 1200m

14 June 2025 - 3:48PM

Track Rating: Soft 6, Weather: Overcast, Rail Position: +5m Entire



Section	Overall	L1000	L800	L600	L400	L200
Section Times	1:12.13[4] (0:13.95)	0:58.18[1] (0:11.03)	0:47.15[2] (0:11.50)	0:35.65[2] (0:11.64)	0:24.01[3] (0:11.67)	0:12.34[4] (0:12.34)
Average Speed [km/h]	51.6	65.3	63.0	62.3	61.8	58.4
Top Speed [km/h]	65.9	66.3	64.6	62.7	62.7	60.4
Avg. Dist. to Rail [m]	4.6	2.2	1.6	2.1	4.8	5.5
Avg. Stride Freq. [Hz]	2.4	2.5	2.4	2.4	2.4	2.4
Avg. Stride Length [m]	6.0	7.4	7.2	7.1	7.0	6.8



[] Ranking at each section and finish
-:-:- No data available at this section
NA No data available

Horse/Jockey Name	NURYS/Jason Holder
Finish Rank	5
Fastest Section Time (Section)	0:11.19 (L400)
Top Speed [km/h] (Section)	65.6 (L800)
Race State	Finished



Thomas Farms Rc Murray Bridge-
Professional-2025-06-14

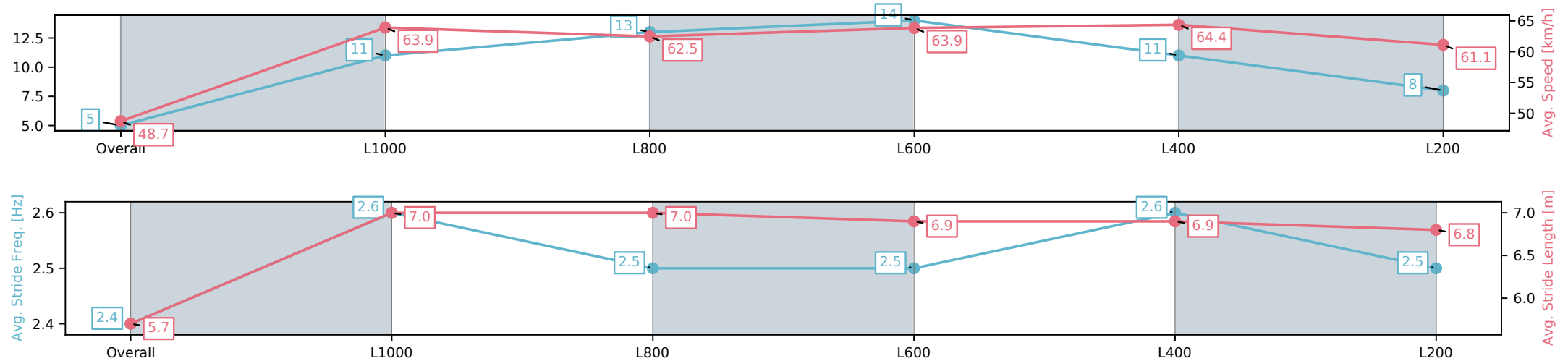
Race 9: Fred Vella Tyre & Crash Repair Handicap - 1200m

14 June 2025 - 3:48PM

Track Rating: Soft 6, Weather: Overcast, Rail Position: +5m Entire



Section	Overall	L1000	L800	L600	L400	L200
Section Times	1:12.14[5] (0:14.81)	0:57.33[11] (0:11.26)	0:46.07[13] (0:11.68)	0:34.39[14] (0:11.42)	0:22.97[11] (0:11.19)	0:11.78[8] (0:11.78)
Average Speed [km/h]	48.7	63.9	62.5	63.9	64.4	61.1
Top Speed [km/h]	63.4	65.4	63.5	65.6	65.3	64.0
Avg. Dist. to Rail [m]	2.7	0.4	3.8	3.4	8.3	9.3
Avg. Stride Freq. [Hz]	2.4	2.6	2.5	2.5	2.6	2.5
Avg. Stride Length [m]	5.7	7.0	7.0	6.9	6.9	6.8



[] Ranking at each section and finish
-:-:- No data available at this section
NA No data available

Horse/Jockey Name	SHE'S TERNACIOUS/Caitlin Jones
Finish Rank	6
Fastest Section Time (Section)	0:11.12 (L1000)
Top Speed [km/h] (Section)	65.8 (Overall)
Race State	Finished



Thomas Farms Rc Murray Bridge-
Professional-2025-06-14

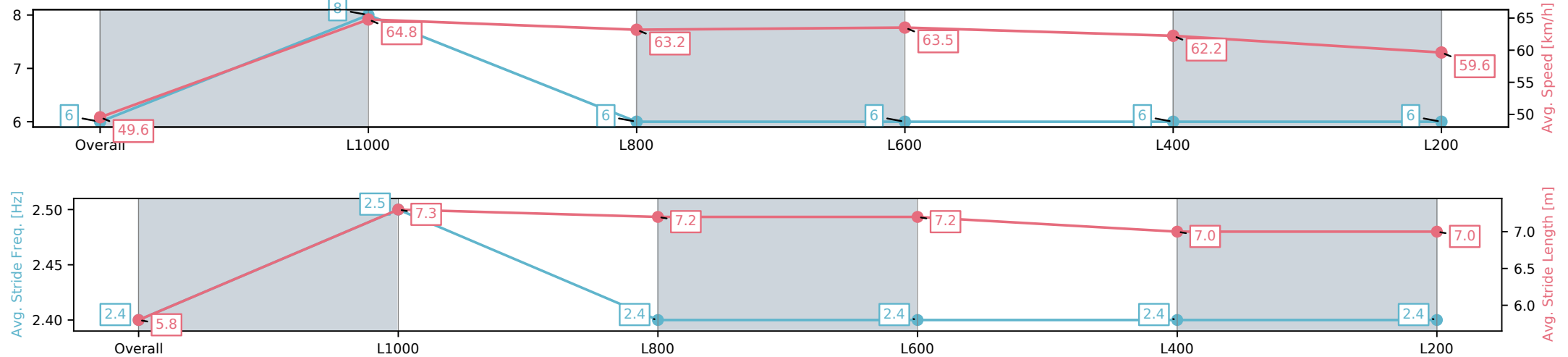
Race 9: Fred Vella Tyre & Crash Repair Handicap - 1200m

14 June 2025 - 3:48PM

Track Rating: Soft 6, Weather: Overcast, Rail Position: +5m Entire



Section	Overall	L1000	L800	L600	L400	L200
Section Times	1:12.21[6] (0:14.51)	0:57.70[8] (0:11.12)	0:46.58[6] (0:11.46)	0:35.12[6] (0:11.46)	0:23.66[6] (0:11.57)	0:12.08[6] (0:12.08)
Average Speed [km/h]	49.6	64.8	63.2	63.5	62.2	59.6
Top Speed [km/h]	65.0	65.8	64.3	64.3	64.1	61.5
Avg. Dist. to Rail [m]	2.8	2.5	1.5	3.3	8.8	9.7
Avg. Stride Freq. [Hz]	2.4	2.5	2.4	2.4	2.4	2.4
Avg. Stride Length [m]	5.8	7.3	7.2	7.2	7.0	7.0



[] Ranking at each section and finish
-:-:- No data available at this section
NA No data available

Horse/Jockey Name	CUBAN WATERS/Teagan Voorham
Finish Rank	7
Fastest Section Time (Section)	0:10.89 (L1000)
Top Speed [km/h] (Section)	69.1 (Overall)
Race State	Finished



Thomas Farms Rc Murray Bridge-
Professional-2025-06-14

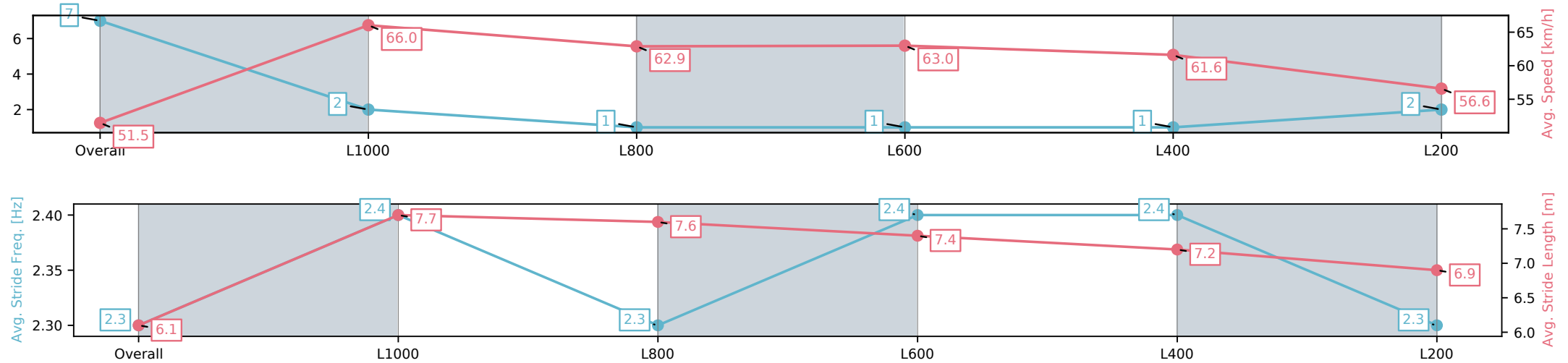
Race 9: Fred Vella Tyre & Crash Repair Handicap - 1200m

14 June 2025 - 3:48PM

Track Rating: Soft 6, Weather: Overcast, Rail Position: +5m Entire



Section	Overall	L1000	L800	L600	L400	L200
Section Times	1:12.31[7] (0:14.03)	0:58.28[2] (0:10.89)	0:47.39[1] (0:11.49)	0:35.90[1] (0:11.48)	0:24.42[1] (0:11.68)	0:12.74[2] (0:12.74)
Average Speed [km/h]	51.5	66.0	62.9	63.0	61.6	56.6
Top Speed [km/h]	68.7	69.1	65.2	64.8	62.9	59.4
Avg. Dist. to Rail [m]	6.4	2.2	0.9	1.4	2.4	2.6
Avg. Stride Freq. [Hz]	2.3	2.4	2.3	2.4	2.4	2.3
Avg. Stride Length [m]	6.1	7.7	7.6	7.4	7.2	6.9



[] Ranking at each section and finish
-:-:- No data available at this section
NA No data available

Horse/Jockey Name	MARION STREET/Margaret Collett
Finish Rank	8
Fastest Section Time (Section)	0:11.25 (L1000)
Top Speed [km/h] (Section)	65.5 (Overall)
Race State	Finished



Thomas Farms Rc Murray Bridge-
Professional-2025-06-14

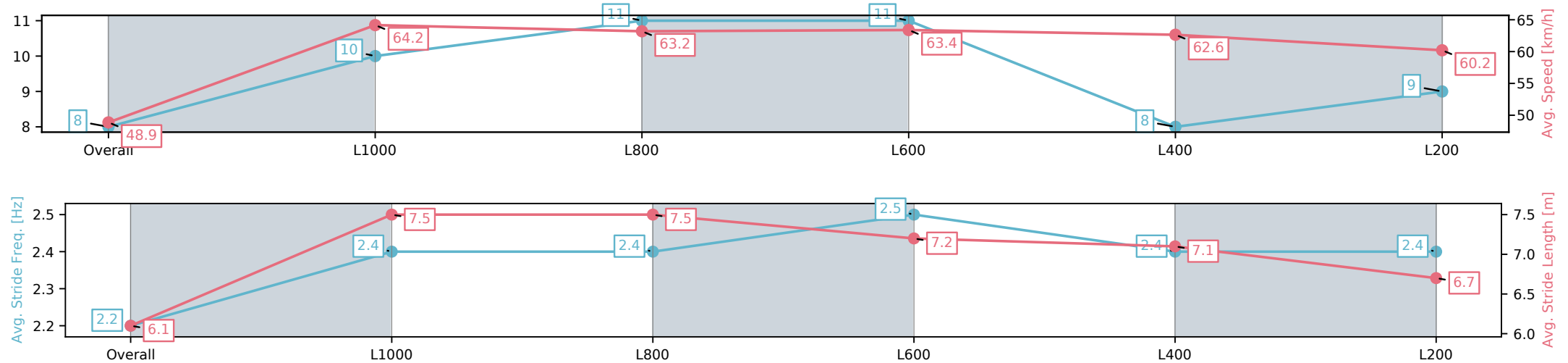
Race 9: Fred Vella Tyre & Crash Repair Handicap - 1200m

14 June 2025 - 3:48PM

Track Rating: Soft 6, Weather: Overcast, Rail Position: +5m Entire



Section	Overall	L1000	L800	L600	L400	L200
Section Times	1:12.39[8] (0:14.72)	0:57.67[10] (0:11.25)	0:46.42[11] (0:11.49)	0:34.93[11] (0:11.48)	0:23.45[8] (0:11.50)	0:11.95[9] (0:11.95)
Average Speed [km/h]	48.9	64.2	63.2	63.4	62.6	60.2
Top Speed [km/h]	64.3	65.5	64.3	64.4	63.8	62.8
Avg. Dist. to Rail [m]	1.6	0.5	3.0	2.7	7.4	9.7
Avg. Stride Freq. [Hz]	2.2	2.4	2.4	2.5	2.4	2.4
Avg. Stride Length [m]	6.1	7.5	7.5	7.2	7.1	6.7



Horse/Jockey Name	BUBBLE OVER/Andrew Stead
Finish Rank	9
Fastest Section Time (Section)	0:11.24 (L1000)
Top Speed [km/h] (Section)	66.8 (Overall)
Race State	Finished



Thomas Farms Rc Murray Bridge-
Professional-2025-06-14

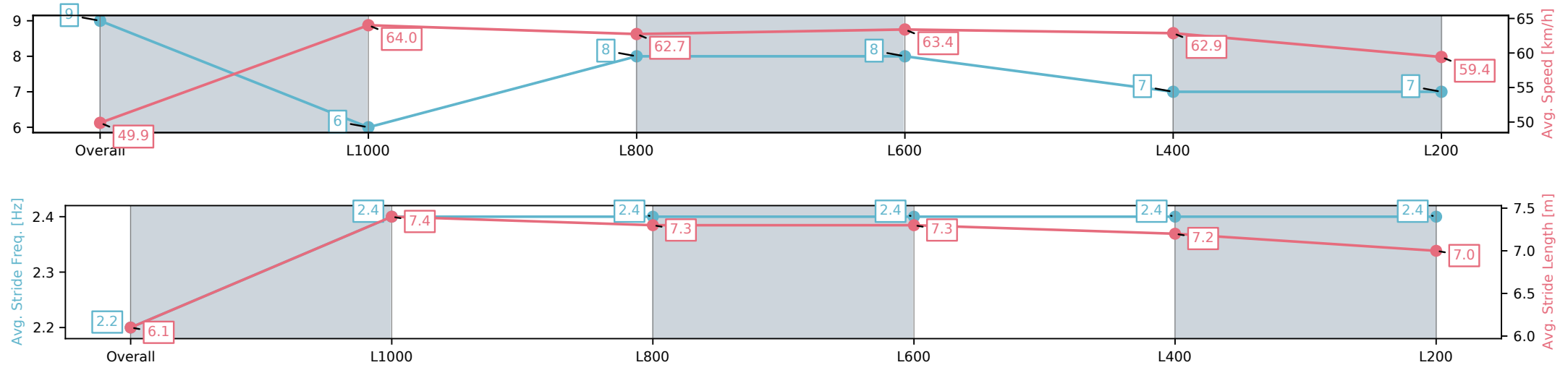
Race 9: Fred Vella Tyre & Crash Repair Handicap - 1200m

14 June 2025 - 3:48PM

Track Rating: Soft 6, Weather: Overcast, Rail Position: +5m Entire



Section	Overall	L1000	L800	L600	L400	L200
Section Times	1:12.44[9] (0:14.44)	0:58.00[6] (0:11.24)	0:46.76[8] (0:11.65)	0:35.11[8] (0:11.53)	0:23.58[7] (0:11.46)	0:12.12[7] (0:12.12)
Average Speed [km/h]	49.9	64.0	62.7	63.4	62.9	59.4
Top Speed [km/h]	65.9	66.8	64.7	65.1	63.5	61.7
Avg. Dist. to Rail [m]	1.5	0.7	3.8	4.2	9.9	11.9
Avg. Stride Freq. [Hz]	2.2	2.4	2.4	2.4	2.4	2.4
Avg. Stride Length [m]	6.1	7.4	7.3	7.3	7.2	7.0



[] Ranking at each section and finish
-:-:- No data available at this section
NA No data available

Horse/Jockey Name	DAWNBURST/Taylor Johnstone
Finish Rank	10
Fastest Section Time (Section)	0:11.19 (L1000)
Top Speed [km/h] (Section)	64.8 (Overall)
Race State	Finished



Thomas Farms Rc Murray Bridge-
Professional-2025-06-14

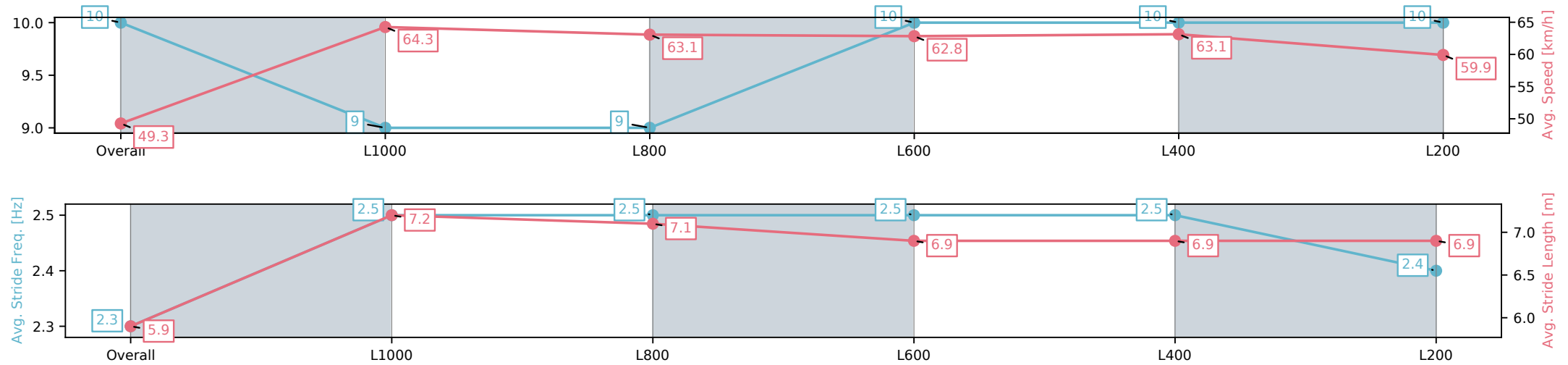
Race 9: Fred Vella Tyre & Crash Repair Handicap - 1200m

14 June 2025 - 3:48PM

Track Rating: Soft 6, Weather: Overcast, Rail Position: +5m Entire



Section	Overall	L1000	L800	L600	L400	L200
Section Times	1:12.50[10] (0:14.64)	0:57.86[9] (0:11.19)	0:46.67[9] (0:11.59)	0:35.08[10] (0:11.66)	0:23.42[10] (0:11.40)	0:12.02[10] (0:12.02)
Average Speed [km/h]	49.3	64.3	63.1	62.8	63.1	59.9
Top Speed [km/h]	63.7	64.8	63.7	63.8	64.8	62.2
Avg. Dist. to Rail [m]	5.8	0.9	4.0	4.6	10.4	12.1
Avg. Stride Freq. [Hz]	2.3	2.5	2.5	2.5	2.5	2.4
Avg. Stride Length [m]	5.9	7.2	7.1	6.9	6.9	6.9



[] Ranking at each section and finish
-:-:- No data available at this section
NA No data available

Horse/Jockey Name	INVERTATIONAL/Rochelle Milnes
Finish Rank	11
Fastest Section Time (Section)	0:11.17 (L1000)
Top Speed [km/h] (Section)	64.9 (Overall)
Race State	Finished



Thomas Farms Rc Murray Bridge-
Professional-2025-06-14

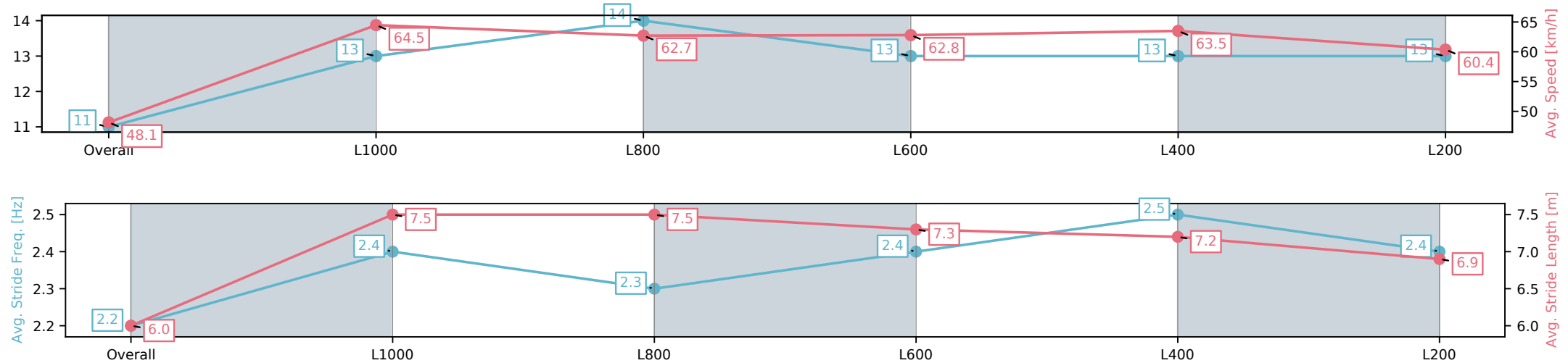
Race 9: Fred Vella Tyre & Crash Repair Handicap - 1200m

14 June 2025 - 3:48PM

Track Rating: Soft 6, Weather: Overcast, Rail Position: +5m Entire



Section	Overall	L1000	L800	L600	L400	L200
Section Times	1:12.53[11] (0:14.96)	0:57.57[13] (0:11.17)	0:46.40[14] (0:11.60)	0:34.80[13] (0:11.54)	0:23.26[13] (0:11.34)	0:11.92[13] (0:11.92)
Average Speed [km/h]	48.1	64.5	62.7	62.8	63.5	60.4
Top Speed [km/h]	63.6	64.9	64.4	64.1	64.3	63.3
Avg. Dist. to Rail [m]	5.5	0.3	2.9	1.9	2.6	4.1
Avg. Stride Freq. [Hz]	2.2	2.4	2.3	2.4	2.5	2.4
Avg. Stride Length [m]	6.0	7.5	7.5	7.3	7.2	6.9



[] Ranking at each section and finish
-:-:- No data available at this section
NA No data available

Horse/Jockey Name	VALENTINA CHARM/Manoel Nunes
Finish Rank	12
Fastest Section Time (Section)	0:11.17 (L1000)
Top Speed [km/h] (Section)	65.3 (Overall)
Race State	Finished



Thomas Farms Rc Murray Bridge-
Professional-2025-06-14

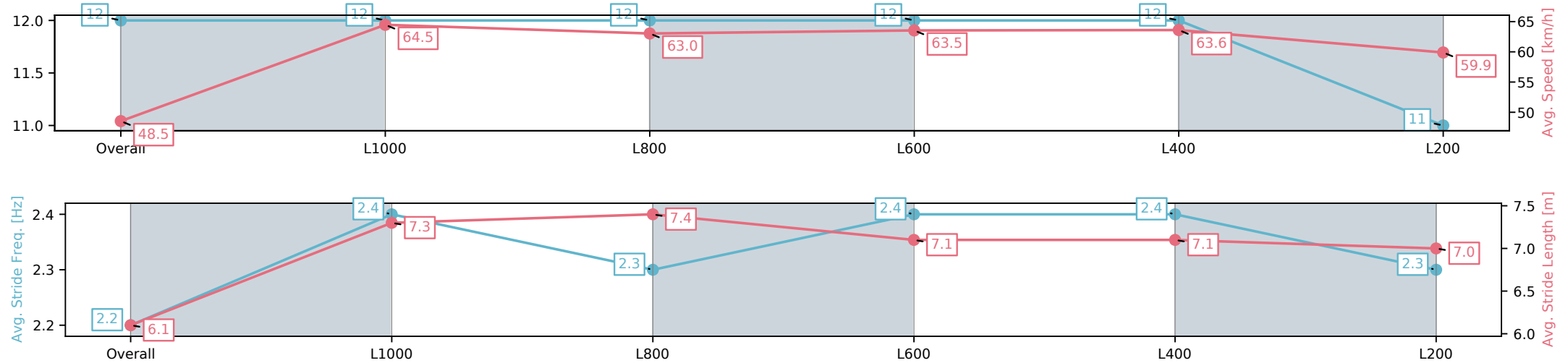
Race 9: Fred Vella Tyre & Crash Repair Handicap - 1200m

14 June 2025 - 3:48PM

Track Rating: Soft 6, Weather: Overcast, Rail Position: +5m Entire



Section	Overall	L1000	L800	L600	L400	L200
Section Times	1:12.56[12] (0:14.87)	0:57.69[12] (0:11.17)	0:46.52[12] (0:11.61)	0:34.91[12] (0:11.56)	0:23.34[12] (0:11.31)	0:12.03[11] (0:12.03)
Average Speed [km/h]	48.5	64.5	63.0	63.5	63.6	59.9
Top Speed [km/h]	63.2	65.3	64.2	64.9	64.6	62.4
Avg. Dist. to Rail [m]	6.5	1.4	4.6	5.4	12.2	14.2
Avg. Stride Freq. [Hz]	2.2	2.4	2.3	2.4	2.4	2.3
Avg. Stride Length [m]	6.1	7.3	7.4	7.1	7.1	7.0



[] Ranking at each section and finish
-:-:- No data available at this section
NA No data available

Horse/Jockey Name	FIRST MAID/Sairyn Fawke
Finish Rank	13
Fastest Section Time (Section)	0:10.93 (L1000)
Top Speed [km/h] (Section)	67.0 (Overall)
Race State	Finished



Thomas Farms Rc Murray Bridge-
Professional-2025-06-14

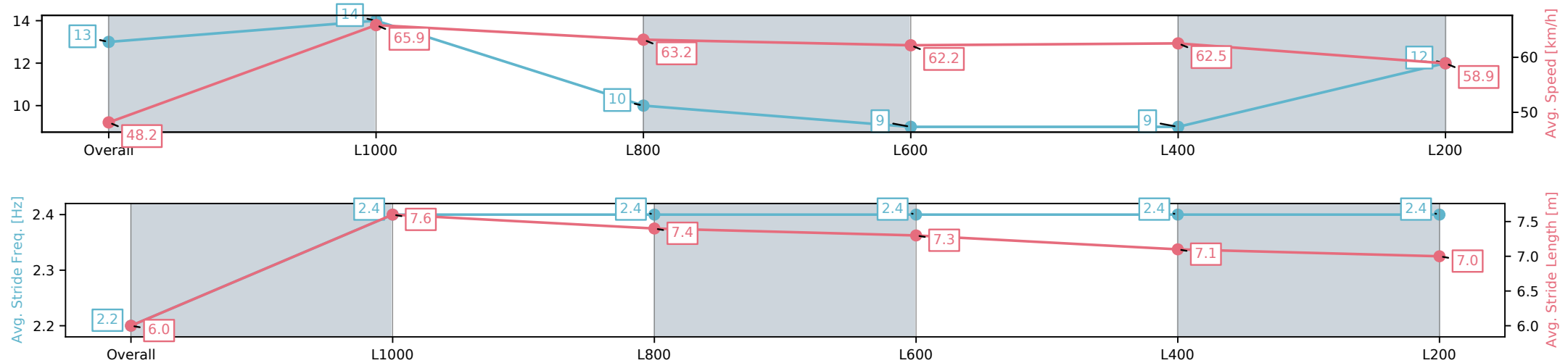
Race 9: Fred Vella Tyre & Crash Repair Handicap - 1200m

14 June 2025 - 3:48PM

Track Rating: Soft 6, Weather: Overcast, Rail Position: +5m Entire



Section	Overall	L1000	L800	L600	L400	L200
Section Times	1:12.81[13] (0:15.00)	0:57.81[14] (0:10.93)	0:46.88[10] (0:11.47)	0:35.41[9] (0:11.67)	0:23.74[9] (0:11.52)	0:12.22[12] (0:12.22)
Average Speed [km/h]	48.2	65.9	63.2	62.2	62.5	58.9
Top Speed [km/h]	64.8	67.0	65.1	64.0	63.9	62.3
Avg. Dist. to Rail [m]	4.7	1.6	2.2	2.2	4.6	6.3
Avg. Stride Freq. [Hz]	2.2	2.4	2.4	2.4	2.4	2.4
Avg. Stride Length [m]	6.0	7.6	7.4	7.3	7.1	7.0



[] Ranking at each section and finish
-:-:- No data available at this section
NA No data available