



Thomas Farms Rc Murray Bridge-Professional-2025-06-14

Race 8: Thomas Farms Handicap - 1400m

14 June 2025 - 3:07PM

Track Rating: Soft 6, Weather: Overcast, Rail Position: +5m Entire



Section Field Times							Overall	L1200	L1000	L800	L600	L400		
							1:25.85 (0:14.54)	1:11.31 (0:11.44)	0:59.87 (0:11.92)	0:47.95 (0:12.11)	0:35.84 (0:12.04)	0:23.80 (0:11.70)		
Position	#	Horse/Jockey	Barrier	Top Speed [km/h]	Fastest Section	First 400m							Distance Travelled From Winner [m]	
1	1	MARACOURT	5	64.0	0:11.44	0:26.66	1:25.85	1:11.01 [3]	0:59.19 [5]	0:46.99 [6]	0:34.98 [6]	0:23.41 [5]		
		Caitlin Tootell		600-400	400-200		(0:14.84)	(0:11.82)	(0:12.20)	(0:12.01)	(0:11.56)	(0:11.44)		
2	3	EASY CAMPESE	7	67.9	0:11.44	0:25.98	1:25.99	1:11.45 [1]	1:00.01 [1]	0:47.89 [2]	0:35.67 [2]	0:23.84 [2]		+0
		Margaret Collett		1400-1200	1200-1000		(0:14.54)	(0:11.44)	(0:12.12)	(0:12.22)	(0:11.83)	(0:11.60)		
3	16	AITCH D'AMICO	1	63.4	0:11.53	0:27.14	1:26.01	1:10.61 [11]	0:58.87 [10]	0:46.86 [9]	0:34.97 [8]	0:23.33 [8]		-9
		Alan Lai		600-400	400-200		(0:15.40)	(0:11.74)	(0:12.01)	(0:11.89)	(0:11.64)	(0:11.53)		
4	6	SURPRISE COMING	9	64.5	0:11.48	0:26.50	1:26.03	1:11.18 [4]	0:59.53 [4]	0:47.37 [4]	0:35.28 [4]	0:23.51 [6]		+2
		Manoel Nunes		600-400	400-200		(0:14.85)	(0:11.65)	(0:12.16)	(0:12.09)	(0:11.77)	(0:11.48)		
5	12	HEADPHONES	8	65.1	0:11.27	0:27.25	1:26.21	1:10.96 [10]	0:58.96 [11]	0:46.85 [10]	0:34.99 [10]	0:23.41 [10]		+1
		Ben Price		600-400	400-200		(0:15.25)	(0:12.00)	(0:12.11)	(0:11.86)	(0:11.57)	(0:11.27)		
6	4	VALIDATED	2	63.4	0:11.57	0:26.77	1:26.23	1:11.22 [7]	0:59.46 [6]	0:47.38 [5]	0:35.37 [5]	0:23.79 [4]		-5
		Felicity Atkinson		800-600	600-400		(0:15.01)	(0:11.76)	(0:12.08)	(0:12.01)	(0:11.57)	(0:11.63)		
7	8	TAP 'N' RUN	6	64.6	0:11.35	0:27.13	1:26.28	1:11.09 [8]	0:59.15 [9]	0:46.90 [11]	0:34.90 [11]	0:23.41 [11]		-3
		Lachlan Neindorf		800-600	400-200		(0:15.19)	(0:11.94)	(0:12.25)	(0:12.00)	(0:11.49)	(0:11.35)		
8	13	TAPINFORPAR	3	64.0	0:11.50	0:26.40	1:26.32	1:11.42 [5]	0:59.92 [3]	0:47.97 [3]	0:35.91 [3]	0:23.96 [3]		-5
		Rochelle Milnes		1400-1200	1200-1000		(0:14.90)	(0:11.50)	(0:11.95)	(0:12.06)	(0:11.95)	(0:11.63)		
9	14	ANGELIC APPEAL	10	64.1	0:11.49	0:27.00	1:26.48	1:11.27 [9]	0:59.48 [8]	0:47.39 [8]	0:35.53 [7]	0:23.80 [7]		+0
		Teagan Voorham		600-400	400-200		(0:15.21)	(0:11.79)	(0:12.09)	(0:11.86)	(0:11.73)	(0:11.49)		
10	15	BOLT BY	4	64.2	0:11.57	0:26.84	1:26.65	1:11.75 [5]	0:59.81 [7]	0:47.60 [7]	0:35.58 [9]	0:23.92 [9]		-2
		Stacey Metcalfe		800-600	400-200		(0:14.90)	(0:11.94)	(0:12.21)	(0:12.02)	(0:11.66)	(0:11.57)		

Scratched: Dirty Grin (#2), Laa De Sha (#5), Lonrodex (#7), Vail Mountain (#9), Synchro (#10)

Report Created: Sat 14 June 2025 15:57:38 GMT+10 (Note: Timing is based on positional data)

[] Position in running at each section and finish
-:-:- No data available at this section
NA No data available
■ Background shading for fastest section

Saddle cloth number
DNF Did not finish
DNT Did not track



Thomas Farms Rc Murray Bridge-Professional-2025-06-14

Race 8: Thomas Farms Handicap - 1400m

14 June 2025 - 3:07PM

Track Rating: Soft 6, Weather: Overcast, Rail Position: +5m Entire



Section Field Times

Overall	L1200	L1000	L800	L600	L400
1:25.85	1:11.31	0:59.87	0:47.95	0:35.84	0:23.80
(0:14.54)	(0:11.44)	(0:11.92)	(0:12.11)	(0:12.04)	(0:11.70)

Position	#	Horse/Jockey	Barrier	Top Speed [km/h]	Fastest Section	First 400m								Distance Travelled From Winner [m]
11	11	FOLLOWING SEA	11	65.0	0:11.33	0:26.02	1:26.70	1:12.01 [2]	1:00.68 [2]	0:48.80 [1]	0:36.69 [1]	0:24.65 [1]		-5
		Jason Holder		1400-1200	1200-1000		(0:14.69)	(0:11.33)	(0:11.88)	(0:12.11)	(0:12.04)	(0:12.00)		

Scratched: Dirty Grin (#2), Laa De Sha (#5), Lonrodex (#7), Vail Mountain (#9), Synchro (#10)



Thomas Farms Rc Murray Bridge-Professional-2025-06-14

Race 8: Thomas Farms Handicap - 1400m

14 June 2025 - 3:07PM

Track Rating: Soft 6, Weather: Overcast, Rail Position: +5m Entire



Section Field Times

L200
0:12.10
(0:12.10)

Position	#	Horse/Jockey	Barrier	Top Speed [km/h]	Fastest Section	First 400m	Margin	Distance Travelled From Winner [m]
1	1	MARACOURT Caitlin Tootell	5	64.0 600-400	0:11.44 400-200	0:26.66 (0:11.97)	0:11.97 [2] 1:25.85	
2	3	EASY CAMPESE Margaret Collett	7	67.9 1400-1200	0:11.44 1200-1000	0:25.98 (0:12.24)	0:12.24 [1] 0.88L	+0
3	16	AITCH D'AMICO Alan Lai	1	63.4 600-400	0:11.53 400-200	0:27.14 (0:11.80)	0:11.80 [9] 1.04L	-9
4	6	SURPRISE COMING Manoel Nunes	9	64.5 600-400	0:11.48 400-200	0:26.50 (0:12.03)	0:12.03 [4] 1.12L	+2
5	12	HEADPHONES Ben Price	8	65.1 600-400	0:11.27 400-200	0:27.25 (0:12.14)	0:12.14 [7] 2.29L	+1
6	4	VALIDATED Felicity Atkinson	2	63.4 800-600	0:11.57 600-400	0:26.77 (0:12.16)	0:12.16 [6] 2.4L	-5
7	8	TAP 'N' RUN Lachlan Neindorf	6	64.6 800-600	0:11.35 400-200	0:27.13 (0:12.06)	0:12.06 [10] 2.69L	-3
8	13	TAPINFORPAR Rochelle Milnes	3	64.0 1400-1200	0:11.50 1200-1000	0:26.40 (0:12.33)	0:12.33 [3] 2.94L	-5
9	14	ANGELIC APPEAL Teagan Voorham	10	64.1 600-400	0:11.49 400-200	0:27.00 (0:12.31)	0:12.31 [8] 3.93L	+0
10	15	BOLT BY Stacey Metcalfe	4	64.2 800-600	0:11.57 400-200	0:26.84 (0:12.34)	0:12.34 [11] 5.02L	-2

Scratched: Dirty Grin (#2), Laa De Sha (#5), Lonrodex (#7), Vail Mountain (#9), Synchro (#10)

Report Created: Sat 14 June 2025 15:57:38 GMT+10 (Note: Timing is based on positional data)

[] Position in running at each section and finish
-:-:- No data available at this section
NA No data available
Background shading for fastest section

Saddle cloth number
DNF Did not finish
DNT Did not track



Thomas Farms Rc Murray Bridge-Professional-2025-06-14

Race 8: Thomas Farms Handicap - 1400m

14 June 2025 - 3:07PM

Track Rating: Soft 6, Weather: Overcast, Rail Position: +5m Entire



Section Field Times

L200
0:12.10
(0:12.10)

Position	#	Horse/Jockey	Barrier	Top Speed [km/h]	Fastest Section	First 400m	Margin	Distance Travelled From Winner [m]						
11	11	FOLLOWING SEA	11	65.0	0:11.33	0:26.02	0:12.65 [5]	5.35L						-5
		Jason Holder		1400-1200	1200-1000		(0:12.65)							

Scratched: Dirty Grin (#2), Laa De Sha (#5), Lonrodex (#7), Vail Mountain (#9), Synchro (#10)

Horse/Jockey Name	MARACOURT/Caitlin Tootell
Finish Rank	1
Fastest Section Time (Section)	0:11.44 (L400)
Top Speed [km/h] (Section)	64.0 (L600)
Race State	Finished



Thomas Farms Rc Murray Bridge-
Professional-2025-06-14

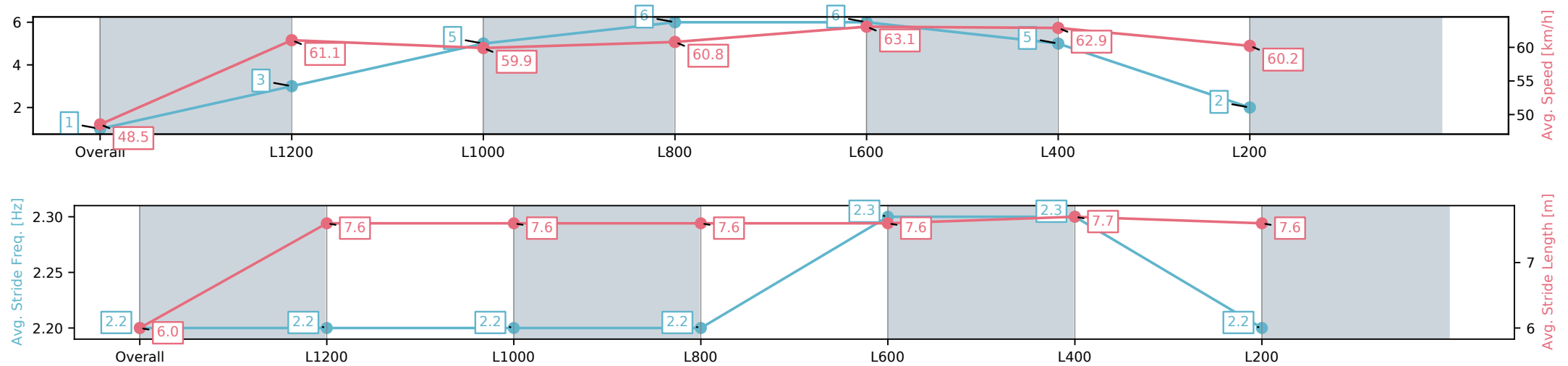
Race 8: Thomas Farms Handicap - 1400m

14 June 2025 - 3:07PM



Track Rating: Soft 6, Weather: Overcast, Rail Position: +5m Entire

Section	Overall	L1200	L1000	L800	L600	L400	L200
Section Times	1:25.85[1] (0:14.84)	1:11.01[3] (0:11.82)	0:59.19[5] (0:12.20)	0:46.99[6] (0:12.01)	0:34.98[6] (0:11.56)	0:23.41[5] (0:11.44)	0:11.97[2] (0:11.97)
Average Speed [km/h]	48.5	61.1	59.9	60.8	63.1	62.9	60.2
Top Speed [km/h]	61.3	62.4	60.5	62.4	63.8	64.0	62.3
Avg. Dist. to Rail [m]	4.8	2.8	2.8	2.8	3.1	5.7	6.2
Avg. Stride Freq. [Hz]	2.2	2.2	2.2	2.2	2.3	2.3	2.2
Avg. Stride Length [m]	6.0	7.6	7.6	7.6	7.6	7.7	7.6



[] Ranking at each section and finish
-:-:- No data available at this section
NA No data available

Horse/Jockey Name	EASY CAMPESE/Margaret Collett
Finish Rank	2
Fastest Section Time (Section)	0:11.44 (L1200)
Top Speed [km/h] (Section)	67.9 (Overall)
Race State	Finished



Thomas Farms Rc Murray Bridge-
Professional-2025-06-14

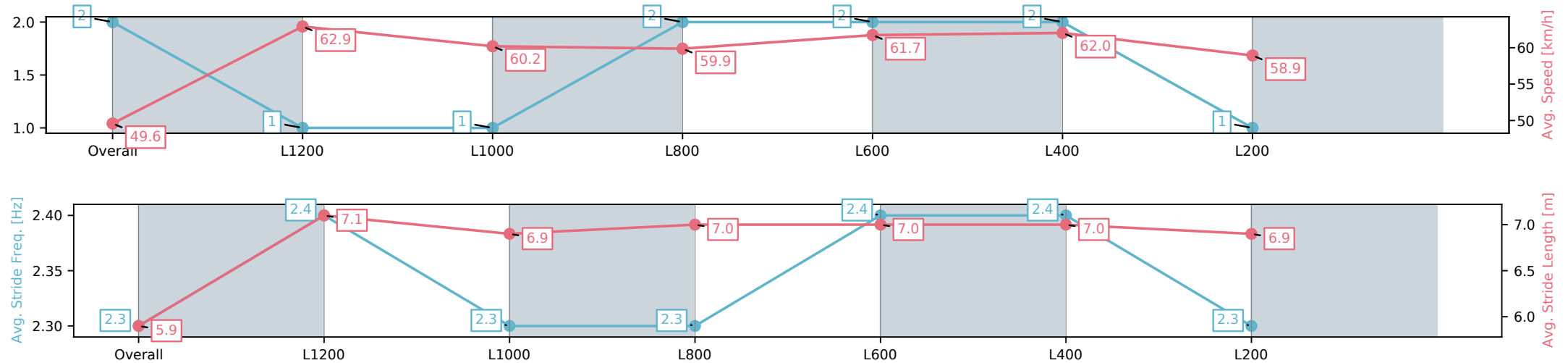
Race 8: Thomas Farms Handicap - 1400m

14 June 2025 - 3:07PM



Track Rating: Soft 6, Weather: Overcast, Rail Position: +5m Entire

Section	Overall	L1200	L1000	L800	L600	L400	L200
Section Times	1:25.99[2] (0:14.54)	1:11.45[1] (0:11.44)	1:00.01[1] (0:12.12)	0:47.89[2] (0:12.22)	0:35.67[2] (0:11.83)	0:23.84[2] (0:11.60)	0:12.24[1] (0:12.24)
Average Speed [km/h]	49.6	62.9	60.2	59.9	61.7	62.0	58.9
Top Speed [km/h]	67.9	63.8	60.9	60.1	63.1	63.1	60.6
Avg. Dist. to Rail [m]	5.6	0.9	2.3	3.2	3.8	7.2	8.9
Avg. Stride Freq. [Hz]	2.3	2.4	2.3	2.3	2.4	2.4	2.3
Avg. Stride Length [m]	5.9	7.1	6.9	7.0	7.0	7.0	6.9



[] Ranking at each section and finish
-:-:- No data available at this section
NA No data available

Horse/Jockey Name	AITCH D'AMICO/Alan Lai
Finish Rank	3
Fastest Section Time (Section)	0:11.53 (L400)
Top Speed [km/h] (Section)	63.4 (L600)
Race State	Finished



Thomas Farms Rc Murray Bridge-
Professional-2025-06-14

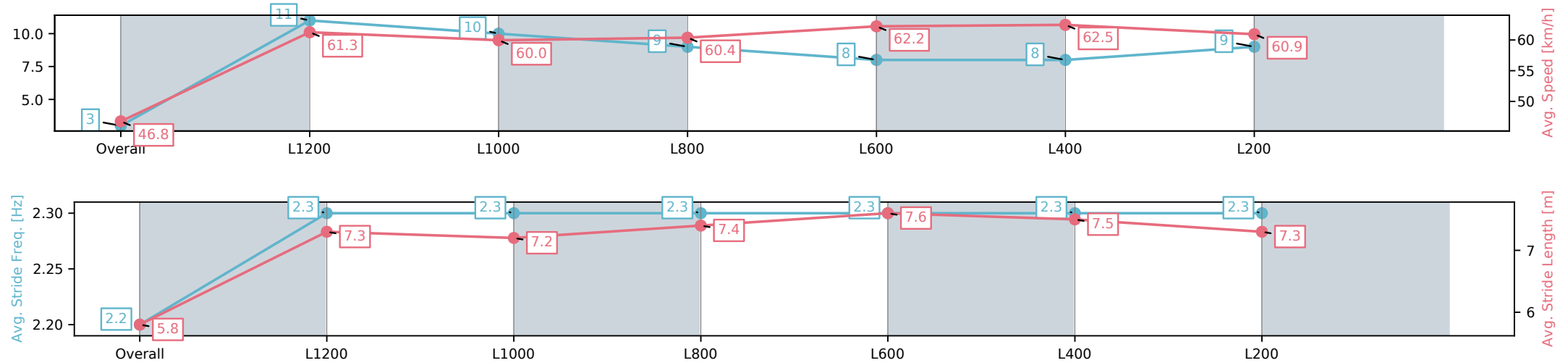
Race 8: Thomas Farms Handicap - 1400m

14 June 2025 - 3:07PM



Track Rating: Soft 6, Weather: Overcast, Rail Position: +5m Entire

Section	Overall	L1200	L1000	L800	L600	L400	L200
Section Times	1:26.01[3] (0:15.40)	1:10.61[11] (0:11.74)	0:58.87[10] (0:12.01)	0:46.86[9] (0:11.89)	0:34.97[8] (0:11.64)	0:23.33[8] (0:11.53)	0:11.80[9] (0:11.80)
Average Speed [km/h]	46.8	61.3	60.0	60.4	62.2	62.5	60.9
Top Speed [km/h]	61.9	62.3	60.7	62.3	63.2	63.4	62.3
Avg. Dist. to Rail [m]	1.4	0.9	0.3	0.4	1.5	3.5	2.2
Avg. Stride Freq. [Hz]	2.2	2.3	2.3	2.3	2.3	2.3	2.3
Avg. Stride Length [m]	5.8	7.3	7.2	7.4	7.6	7.5	7.3



[] Ranking at each section and finish
-:-:- No data available at this section
NA No data available

Horse/Jockey Name	SURPRISE COMING/Manoel Nunes
Finish Rank	4
Fastest Section Time (Section)	0:11.48 (L400)
Top Speed [km/h] (Section)	64.5 (L600)
Race State	Finished



Thomas Farms Rc Murray Bridge-
Professional-2025-06-14

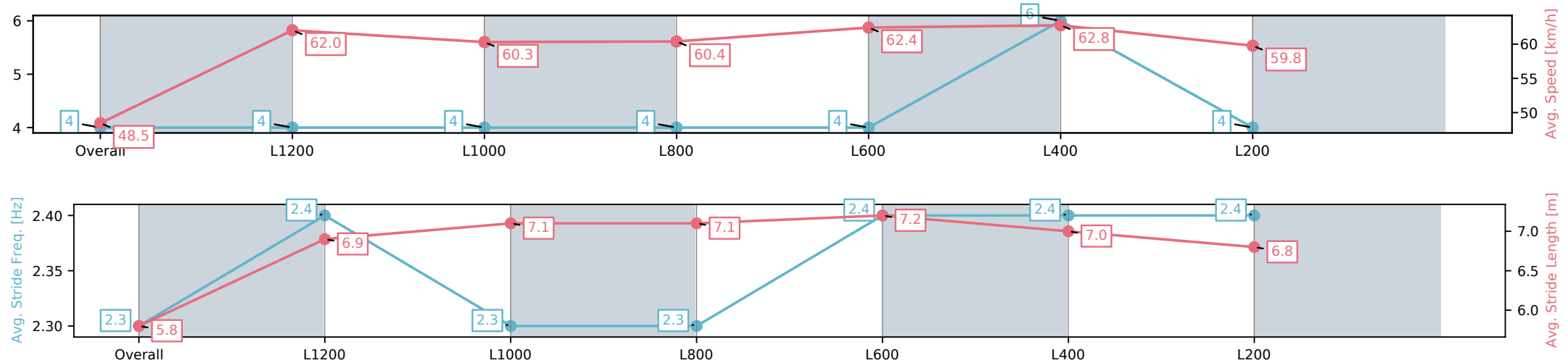
Race 8: Thomas Farms Handicap - 1400m

14 June 2025 - 3:07PM

Track Rating: Soft 6, Weather: Overcast, Rail Position: +5m Entire



Section	Overall	L1200	L1000	L800	L600	L400	L200
Section Times	1:26.03[4] (0:14.85)	1:11.18[4] (0:11.65)	0:59.53[4] (0:12.16)	0:47.37[4] (0:12.09)	0:35.28[4] (0:11.77)	0:23.51[6] (0:11.48)	0:12.03[4] (0:12.03)
Average Speed [km/h]	48.5	62.0	60.3	60.4	62.4	62.8	59.8
Top Speed [km/h]	62.4	63.2	61.0	61.5	64.1	64.5	62.0
Avg. Dist. to Rail [m]	7.8	3.9	3.4	3.0	5.1	9.9	12.4
Avg. Stride Freq. [Hz]	2.3	2.4	2.3	2.3	2.4	2.4	2.4
Avg. Stride Length [m]	5.8	6.9	7.1	7.1	7.2	7.0	6.8



[] Ranking at each section and finish
-:-:- No data available at this section
NA No data available

Horse/Jockey Name	HEADPHONES/Ben Price
Finish Rank	5
Fastest Section Time (Section)	0:11.27 (L400)
Top Speed [km/h] (Section)	65.1 (L600)
Race State	Finished



Thomas Farms Rc Murray Bridge-
Professional-2025-06-14

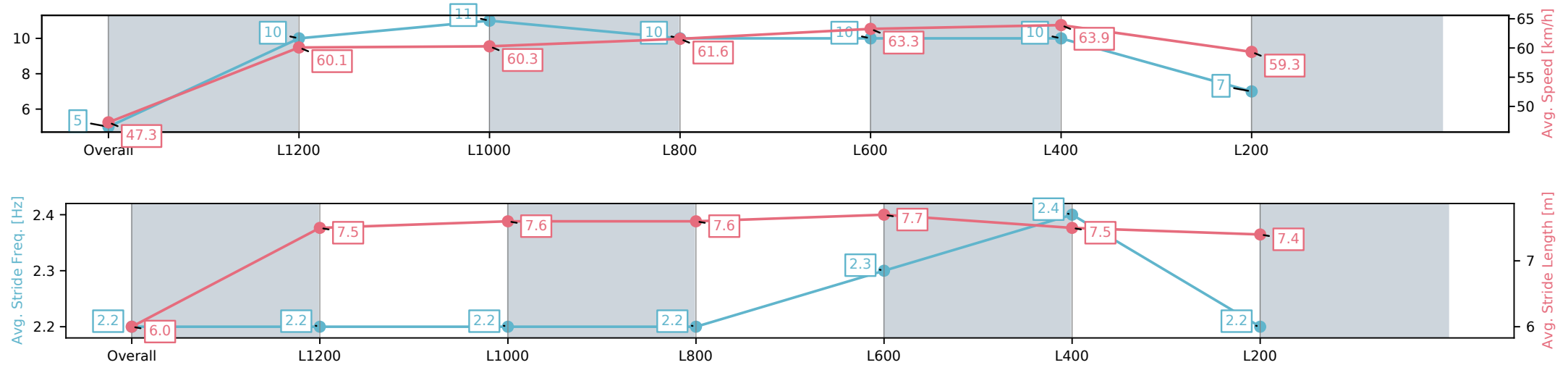
Race 8: Thomas Farms Handicap - 1400m

14 June 2025 - 3:07PM



Track Rating: Soft 6, Weather: Overcast, Rail Position: +5m Entire

Section	Overall	L1200	L1000	L800	L600	L400	L200
Section Times	1:26.21[5] (0:15.25)	1:10.96[10] (0:12.00)	0:58.96[11] (0:12.11)	0:46.85[10] (0:11.86)	0:34.99[10] (0:11.57)	0:23.41[10] (0:11.27)	0:12.14[7] (0:12.14)
Average Speed [km/h]	47.3	60.1	60.3	61.6	63.3	63.9	59.3
Top Speed [km/h]	60.8	60.6	60.8	63.2	65.0	65.1	62.3
Avg. Dist. to Rail [m]	6.3	3.1	2.4	2.5	4.8	9.6	11.5
Avg. Stride Freq. [Hz]	2.2	2.2	2.2	2.2	2.3	2.4	2.2
Avg. Stride Length [m]	6.0	7.5	7.6	7.6	7.7	7.5	7.4



[] Ranking at each section and finish
-:-:- No data available at this section
NA No data available

Horse/Jockey Name	VALIDATED/Felicity Atkinson
Finish Rank	6
Fastest Section Time (Section)	0:11.57 (L600)
Top Speed [km/h] (Section)	63.4 (L800)
Race State	Finished



Thomas Farms Rc Murray Bridge-
Professional-2025-06-14

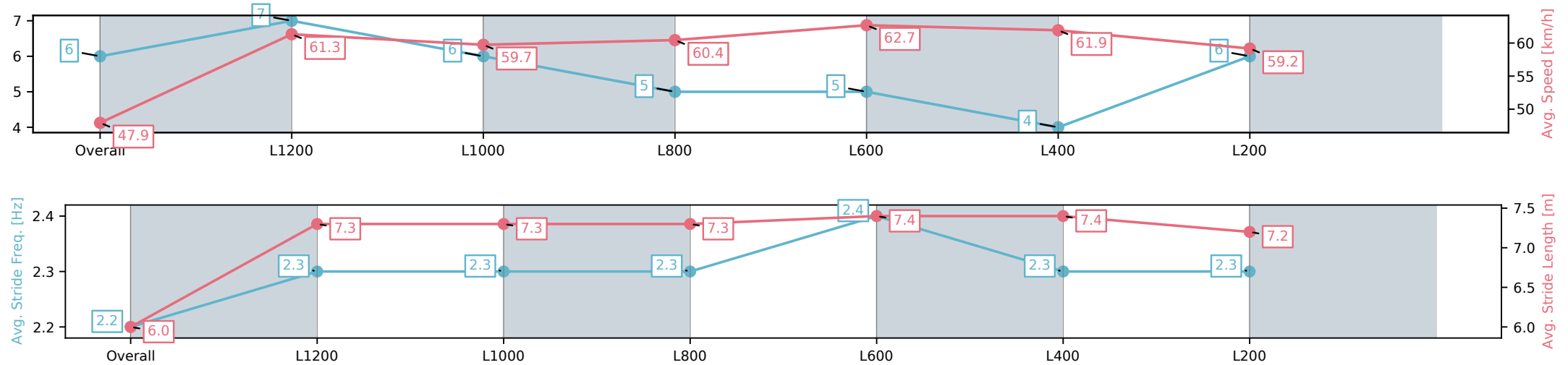
Race 8: Thomas Farms Handicap - 1400m

14 June 2025 - 3:07PM



Track Rating: Soft 6, Weather: Overcast, Rail Position: +5m Entire

Section	Overall	L1200	L1000	L800	L600	L400	L200
Section Times	1:26.23[6] (0:15.01)	1:11.22[7] (0:11.76)	0:59.46[6] (0:12.08)	0:47.38[5] (0:12.01)	0:35.37[5] (0:11.57)	0:23.79[4] (0:11.63)	0:12.16[6] (0:12.16)
Average Speed [km/h]	47.9	61.3	59.7	60.4	62.7	61.9	59.2
Top Speed [km/h]	61.2	61.7	61.0	62.5	63.4	63.0	61.0
Avg. Dist. to Rail [m]	1.5	0.4	0.9	1.2	2.2	3.6	4.2
Avg. Stride Freq. [Hz]	2.2	2.3	2.3	2.3	2.4	2.3	2.3
Avg. Stride Length [m]	6.0	7.3	7.3	7.3	7.4	7.4	7.2



[] Ranking at each section and finish
-:-:- No data available at this section
NA No data available

Horse/Jockey Name	TAP 'N' RUN/Lachlan Neindorf
Finish Rank	7
Fastest Section Time (Section)	0:11.35 (L400)
Top Speed [km/h] (Section)	64.6 (L800)
Race State	Finished



Thomas Farms Rc Murray Bridge-
Professional-2025-06-14

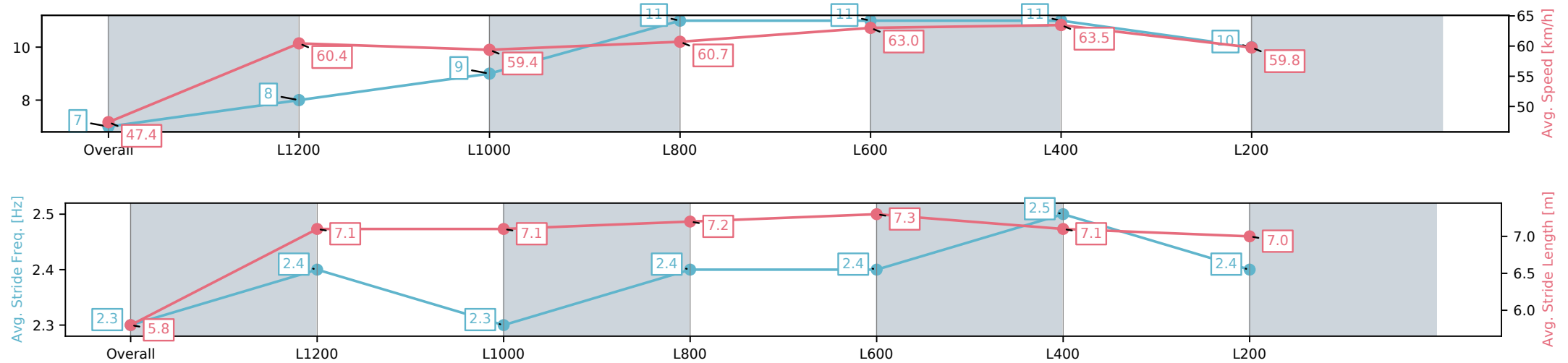
Race 8: Thomas Farms Handicap - 1400m

14 June 2025 - 3:07PM



Track Rating: Soft 6, Weather: Overcast, Rail Position: +5m Entire

Section	Overall	L1200	L1000	L800	L600	L400	L200
Section Times	1:26.28[7] (0:15.19)	1:11.09[8] (0:11.94)	0:59.15[9] (0:12.25)	0:46.90[11] (0:12.00)	0:34.90[11] (0:11.49)	0:23.41[11] (0:11.35)	0:12.06[10] (0:12.06)
Average Speed [km/h]	47.4	60.4	59.4	60.7	63.0	63.5	59.8
Top Speed [km/h]	61.3	61.2	60.1	62.5	64.6	64.1	61.4
Avg. Dist. to Rail [m]	4.0	1.3	2.2	2.0	2.1	4.5	6.3
Avg. Stride Freq. [Hz]	2.3	2.4	2.3	2.4	2.4	2.5	2.4
Avg. Stride Length [m]	5.8	7.1	7.1	7.2	7.3	7.1	7.0



[] Ranking at each section and finish
-:-:- No data available at this section
NA No data available

Horse/Jockey Name	TAPINFORPAR/Rochelle Milnes
Finish Rank	8
Fastest Section Time (Section)	0:11.50 (L1200)
Top Speed [km/h] (Section)	64.0 (Overall)
Race State	Finished



Thomas Farms Rc Murray Bridge-
Professional-2025-06-14

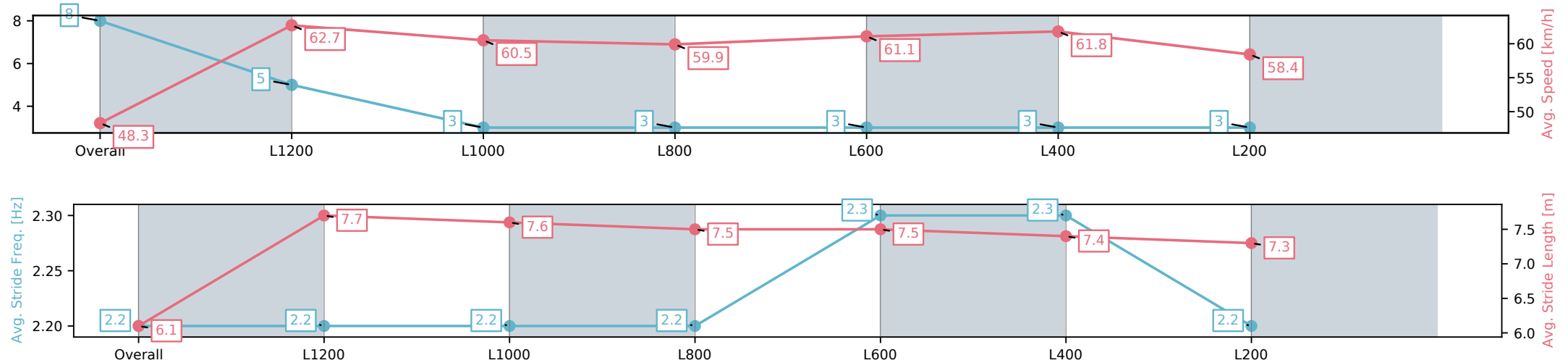
Race 8: Thomas Farms Handicap - 1400m

14 June 2025 - 3:07PM



Track Rating: Soft 6, Weather: Overcast, Rail Position: +5m Entire

Section	Overall	L1200	L1000	L800	L600	L400	L200
Section Times	1:26.32[8] (0:14.90)	1:11.42[5] (0:11.50)	0:59.92[3] (0:11.95)	0:47.97[3] (0:12.06)	0:35.91[3] (0:11.95)	0:23.96[3] (0:11.63)	0:12.33[3] (0:12.33)
Average Speed [km/h]	48.3	62.7	60.5	59.9	61.1	61.8	58.4
Top Speed [km/h]	63.5	64.0	60.8	60.4	61.9	62.5	61.0
Avg. Dist. to Rail [m]	1.8	1.3	0.9	0.9	3.2	7.6	9.1
Avg. Stride Freq. [Hz]	2.2	2.2	2.2	2.2	2.3	2.3	2.2
Avg. Stride Length [m]	6.1	7.7	7.6	7.5	7.5	7.4	7.3



[] Ranking at each section and finish
-:-:- No data available at this section
NA No data available

Horse/Jockey Name	ANGELIC APPEAL/Teagan Voorham
Finish Rank	9
Fastest Section Time (Section)	0:11.49 (L400)
Top Speed [km/h] (Section)	64.1 (L600)
Race State	Finished



Thomas Farms Rc Murray Bridge-
Professional-2025-06-14

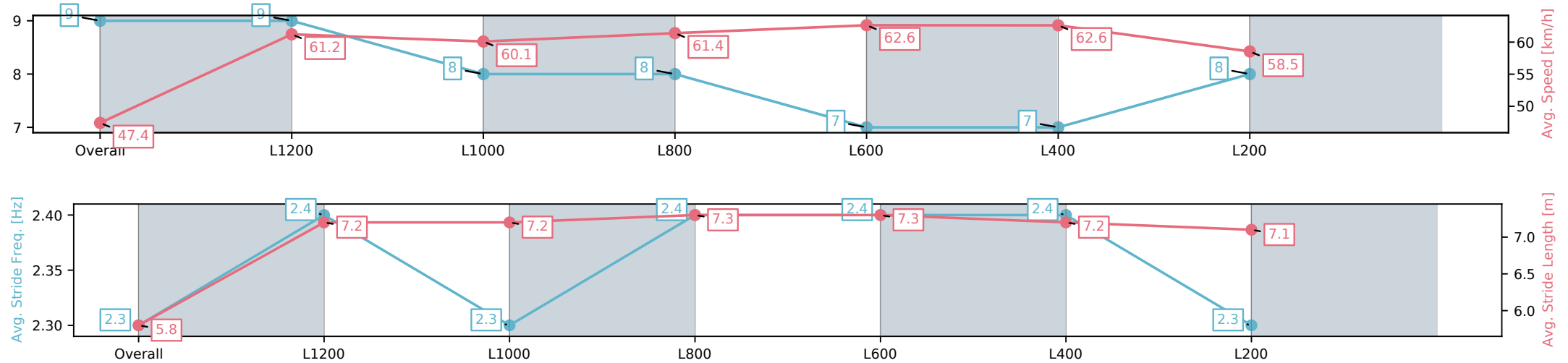
Race 8: Thomas Farms Handicap - 1400m

14 June 2025 - 3:07PM



Track Rating: Soft 6, Weather: Overcast, Rail Position: +5m Entire

Section	Overall	L1200	L1000	L800	L600	L400	L200
Section Times	1:26.48[9] (0:15.21)	1:11.27[9] (0:11.79)	0:59.48[8] (0:12.09)	0:47.39[8] (0:11.86)	0:35.53[7] (0:11.73)	0:23.80[7] (0:11.49)	0:12.31[8] (0:12.31)
Average Speed [km/h]	47.4	61.2	60.1	61.4	62.6	62.6	58.5
Top Speed [km/h]	62.7	62.7	60.9	62.6	63.5	64.1	61.4
Avg. Dist. to Rail [m]	6.9	2.4	1.6	2.4	4.9	9.0	10.8
Avg. Stride Freq. [Hz]	2.3	2.4	2.3	2.4	2.4	2.4	2.3
Avg. Stride Length [m]	5.8	7.2	7.2	7.2	7.3	7.3	7.1



[] Ranking at each section and finish
-:-:- No data available at this section
NA No data available

Horse/Jockey Name	BOLT BY/Stacey Metcalfe
Finish Rank	10
Fastest Section Time (Section)	0:11.57 (L400)
Top Speed [km/h] (Section)	64.2 (L800)
Race State	Finished



Thomas Farms Rc Murray Bridge-
Professional-2025-06-14

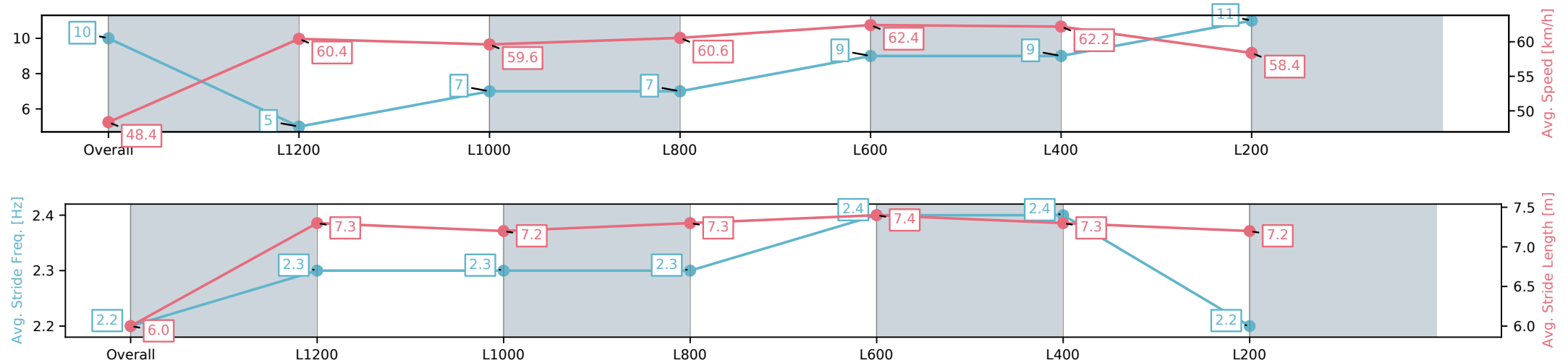
Race 8: Thomas Farms Handicap - 1400m

14 June 2025 - 3:07PM



Track Rating: Soft 6, Weather: Overcast, Rail Position: +5m Entire

Section	Overall	L1200	L1000	L800	L600	L400	L200
Section Times	1:26.65[10] (0:14.90)	1:11.75[5] (0:11.94)	0:59.81[7] (0:12.21)	0:47.60[7] (0:12.02)	0:35.58[9] (0:11.66)	0:23.92[9] (0:11.57)	0:12.34[11] (0:12.34)
Average Speed [km/h]	48.4	60.4	59.6	60.6	62.4	62.2	58.4
Top Speed [km/h]	60.4	61.6	60.0	62.3	64.2	63.1	60.7
Avg. Dist. to Rail [m]	3.4	1.6	2.1	2.2	3.3	6.6	8.1
Avg. Stride Freq. [Hz]	2.2	2.3	2.3	2.3	2.4	2.4	2.2
Avg. Stride Length [m]	6.0	7.3	7.2	7.3	7.4	7.3	7.2



[] Ranking at each section and finish
-:-:- No data available at this section
NA No data available

Horse/Jockey Name	FOLLOWING SEA/Jason Holder
Finish Rank	11
Fastest Section Time (Section)	0:11.33 (L1200)
Top Speed [km/h] (Section)	65.0 (Overall)
Race State	Finished



Thomas Farms Rc Murray Bridge-
Professional-2025-06-14

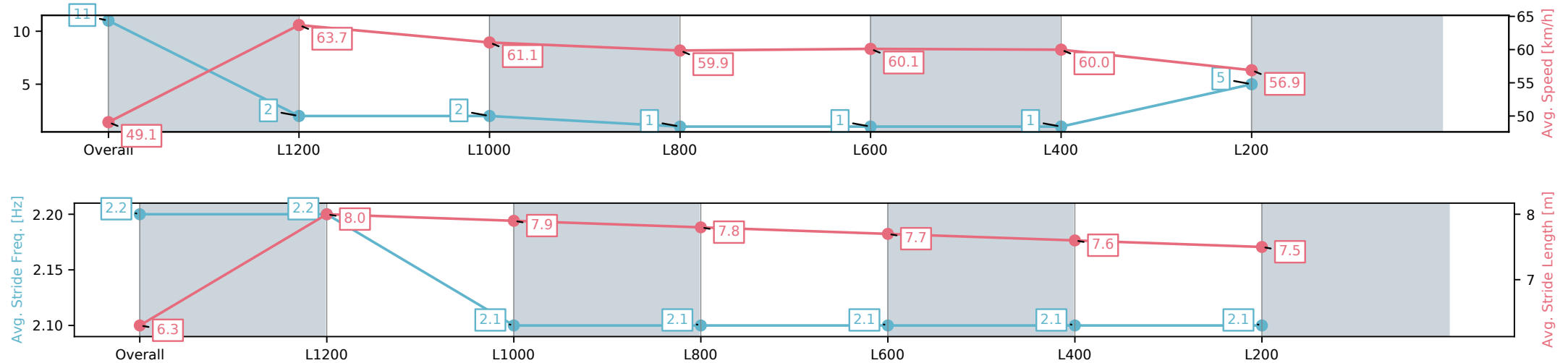
Race 8: Thomas Farms Handicap - 1400m

14 June 2025 - 3:07PM



Track Rating: Soft 6, Weather: Overcast, Rail Position: +5m Entire

Section	Overall	L1200	L1000	L800	L600	L400	L200
Section Times	1:26.70[11] (0:14.69)	1:12.01[2] (0:11.33)	1:00.68[2] (0:11.88)	0:48.80[1] (0:12.11)	0:36.69[1] (0:12.04)	0:24.65[1] (0:12.00)	0:12.65[5] (0:12.65)
Average Speed [km/h]	49.1	63.7	61.1	59.9	60.1	60.0	56.9
Top Speed [km/h]	64.6	65.0	61.8	60.7	60.7	60.7	58.9
Avg. Dist. to Rail [m]	9.0	3.1	1.6	1.1	1.7	4.3	5.1
Avg. Stride Freq. [Hz]	2.2	2.2	2.1	2.1	2.1	2.1	2.1
Avg. Stride Length [m]	6.3	8.0	7.9	7.8	7.7	7.6	7.5



[] Ranking at each section and finish
-:-:- No data available at this section
NA No data available