



Thomas Farms Rc Murray Bridge-Professional-2025-06-14

Race 6: Sportsbet Jockey Watch Handicap - 1600m

14 June 2025 - 1:55PM

Track Rating: Soft 6, Weather: Overcast, Rail Position: +5m Entire



Section Field Times							Overall	L1400	L1200	L1000	L800	L600		
							1:40.54 (0:14.82)	1:25.72 (0:11.66)	1:14.07 (0:12.31)	1:01.76 (0:12.97)	0:48.79 (0:12.89)	0:35.91 (0:12.33)		
Position	#	Horse/Jockey	Barrier	Top Speed [km/h]	Fastest Section	First 400m							Distance Travelled From Winner [m]	
1	9	CHANCE TAKEN Felicity Atkinson	1	63.1 600-400	0:11.55 400-200	0:27.03	1:40.54 (0:15.08)	1:25.46 [5] (0:11.95)	1:13.51 [5] (0:12.32)	1:01.19 [5] (0:12.96)	0:48.23 [5] (0:12.98)	0:35.25 [8] (0:11.99)		
2	13	TURNED LOOSE Emily Finnegan	8	65.7 800-600	0:11.27 400-200	0:27.56	1:40.61 (0:15.63)	1:24.98 [11] (0:11.94)	1:13.04 [11] (0:12.37)	1:00.67 [11] (0:12.85)	0:47.82 [11] (0:12.84)	0:34.98 [12] (0:11.85)		+0
3	12	RUBINI Taylor Johnstone	6	62.8 400-200	0:11.59 200-0	0:27.37	1:40.62 (0:15.51)	1:25.11 [9] (0:11.86)	1:13.25 [8] (0:12.41)	1:00.84 [8] (0:12.84)	0:48.00 [8] (0:12.84)	0:35.16 [11] (0:11.90)		-5
4	11	BURNING BRIGHT Jason Holder	7	62.6 600-400	0:11.66 400-200	0:26.63	1:40.68 (0:14.93)	1:25.75 [3] (0:11.70)	1:14.05 [2] (0:12.34)	1:01.71 [2] (0:12.90)	0:48.81 [2] (0:12.95)	0:35.86 [2] (0:12.17)		+0
5	4	WILD WILLY Justin Potter	3	62.9 600-400	0:11.60 400-200	0:26.85	1:40.72 (0:14.89)	1:25.83 [2] (0:11.96)	1:13.87 [4] (0:12.33)	1:01.54 [3] (0:12.88)	0:48.66 [3] (0:12.93)	0:35.73 [3] (0:12.19)		-2
6	8	ZARKANA Jake Toeroek	11	63.9 600-400	0:11.47 400-200	0:27.61	1:40.95 (0:15.69)	1:25.26 [12] (0:11.92)	1:13.34 [12] (0:12.34)	1:01.00 [12] (0:12.85)	0:48.15 [12] (0:12.65)	0:35.50 [9] (0:11.93)		+8
7	10	MAXILDO Andrew Stead	5	63.6 1600-1400	0:11.66 1400-1200	0:26.47	1:41.12 (0:14.81)	1:26.31 [1] (0:11.66)	1:14.65 [1] (0:12.30)	1:02.35 [1] (0:12.97)	0:49.38 [1] (0:12.89)	0:36.49 [1] (0:12.33)		-1
8	14	COVERT WITNESS Rochelle Milnes	2	65.5 1600-1400	0:11.78 400-200	0:27.03	1:41.30 (0:15.24)	1:26.06 [6] (0:11.79)	1:14.27 [6] (0:12.45)	1:01.82 [7] (0:12.93)	0:48.89 [7] (0:12.86)	0:36.03 [6] (0:12.11)		+3
9	3	PLATINUM WOLF Manoel Nunes	12	64.3 1600-1400	0:11.68 400-200	0:27.07	1:41.33 (0:15.27)	1:26.06 [7] (0:11.80)	1:14.26 [7] (0:12.36)	1:01.90 [6] (0:12.92)	0:48.98 [6] (0:12.85)	0:36.13 [5] (0:12.05)		+4
10	15	BLONDI'S BOMBSHELL Margaret Collett	10	62.9 600-400	0:11.76 400-200	0:27.51	1:41.56 (0:15.56)	1:26.00 [10] (0:11.95)	1:14.05 [10] (0:12.34)	1:01.71 [10] (0:12.81)	0:48.90 [9] (0:12.62)	0:36.28 [7] (0:12.12)		+5

Scratched: Brave Star (#1), The Last Dance (#5), She's A Con (#6)

Report Created: Sat 14 June 2025 14:45:30 GMT+10 (Note: Timing is based on positional data)

Page 1/16

[] Position in running at each section and finish
-:-:- No data available at this section
NA No data available
█ Background shading for fastest section

Saddle cloth number
DNF Did not finish
DNT Did not track



Thomas Farms Rc Murray Bridge-Professional-2025-06-14

Race 6: Sportsbet Jockey Watch Handicap - 1600m

14 June 2025 - 1:55PM

Track Rating: Soft 6, Weather: Overcast, Rail Position: +5m Entire



Section

Field Times

Overall	L1400	L1200	L1000	L800	L600
1:40.54	1:25.72	1:14.07	1:01.76	0:48.79	0:35.91
(0:14.82)	(0:11.66)	(0:12.31)	(0:12.97)	(0:12.89)	(0:12.33)

Position	#	Horse/Jockey	Barrier	Top Speed [km/h]	Fastest Section	First 400m								Distance Travelled From Winner [m]
11	2	LE VIZIR	9	62.3	0:11.78	0:27.43	1:41.74	1:26.27 [8]	1:14.31 [9]	1:01.89 [9]	0:48.98 [10]	0:36.29 [10]		+1
		Dylan Caboche		800-600	400-200		(0:15.47)	(0:11.96)	(0:12.42)	(0:12.91)	(0:12.69)	(0:11.97)		
12	7	SHADOW EXPRESS	4	63.0	0:11.81	0:26.84	1:42.18	1:27.15 [4]	1:15.34 [3]	1:02.90 [4]	0:50.07 [4]	0:37.18 [4]		+6
		Sairyn Fawke		1600-1400	1400-1200		(0:15.03)	(0:11.81)	(0:12.44)	(0:12.83)	(0:12.89)	(0:12.13)		

Scratched: Brave Star (#1), The Last Dance (#5), She's A Con (#6)



Thomas Farms Rc Murray Bridge-Professional-2025-06-14

Race 6: Sportsbet Jockey Watch Handicap - 1600m

14 June 2025 - 1:55PM

Track Rating: Soft 6, Weather: Overcast, Rail Position: +5m Entire



Section

Field Times

Section								L400	L200						
Field Times								0:23.57 (0:11.69)	0:11.88 (0:11.88)						
Position	#	Horse/Jockey	Barrier	Top Speed [km/h]	Fastest Section	First 400m	Margin								Distance Travelled From Winner [m]
1	9	CHANCE TAKEN	1	63.1	0:11.55	0:27.03	0:23.26 [6]	0:11.71 [5]	1:40.54						
		Felicity Atkinson		600-400	400-200		(0:11.55)	(0:11.71)							
2	13	TURNED LOOSE	8	65.7	0:11.27	0:27.56	0:23.13 [12]	0:11.86 [2]	0.46L					+0	
		Emily Finnegan		800-600	400-200		(0:11.27)	(0:11.86)							
3	12	RUBINI	6	62.8	0:11.59	0:27.37	0:23.26 [7]	0:11.59 [8]	0.57L					-5	
		Taylor Johnstone		400-200	200-0		(0:11.67)	(0:11.59)							
4	11	BURNING BRIGHT	7	62.6	0:11.66	0:26.63	0:23.69 [2]	0:12.03 [1]	0.97L					+0	
		Jason Holder		600-400	400-200		(0:11.66)	(0:12.03)							
5	4	WILD WILLY	3	62.9	0:11.60	0:26.85	0:23.54 [4]	0:11.94 [4]	1.23L					-2	
		Justin Potter		600-400	400-200		(0:11.60)	(0:11.94)							
6	8	ZARKANA	11	63.9	0:11.47	0:27.61	0:23.57 [8]	0:12.10 [6]	2.74L					+8	
		Jake Toeroek		600-400	400-200		(0:11.47)	(0:12.10)							
7	10	MAXILDO	5	63.6	0:11.66	0:26.47	0:24.16 [1]	0:12.36 [3]	3.87L					-1	
		Andrew Stead		1600-1400	1400-1200		(0:11.80)	(0:12.36)							
8	14	COVERT WITNESS	2	65.5	0:11.78	0:27.03	0:23.92 [9]	0:12.14 [10]	5.05L					+3	
		Rochelle Milnes		1600-1400	400-200		(0:11.78)	(0:12.14)							
9	3	PLATINUM WOLF	12	64.3	0:11.68	0:27.07	0:24.08 [5]	0:12.40 [7]	5.26L					+4	
		Manoel Nunes		1600-1400	400-200		(0:11.68)	(0:12.40)							
10	15	BLONDI'S BOMBSHELL	10	62.9	0:11.76	0:27.51	0:24.16 [10]	0:12.40 [11]	6.78L					+5	
		Margaret Collett		600-400	400-200		(0:11.76)	(0:12.40)							

Scratched: Brave Star (#1), The Last Dance (#5), She's A Con (#6)

Report Created: Sat 14 June 2025 14:45:30 GMT+10 (Note: Timing is based on positional data)

Page 3/16

[] Position in running at each section and finish
-:-:- No data available at this section
NA No data available
■ Background shading for fastest section

Saddle cloth number
DNF Did not finish
DNT Did not track

data processed by  TRIPLESDATA



Race 6: Sportsbet Jockey Watch Handicap - 1600m

Track Rating: Soft 6, Weather: Overcast, Rail Position: +5m Entire



L400	L200
0:23.57	0:11.88
(0:11.69)	(0:11.88)

Scratched: Brave Star (#1), The Last Dance (#5), She's A Con (#6)

[]	Position in running at each section and finish	#	Saddle cloth number
--:--	No data available at this section	DNF	Did not finish
NA	No data available	DNT	Did not track
	Background shading for fastest section		

Horse/Jockey Name	CHANCE TAKEN/Felicity Atkinson
Finish Rank	1
Fastest Section Time (Section)	0:11.55 (L400)
Top Speed [km/h] (Section)	63.1 (L600)
Race State	Finished



Thomas Farms Rc Murray Bridge-
Professional-2025-06-14

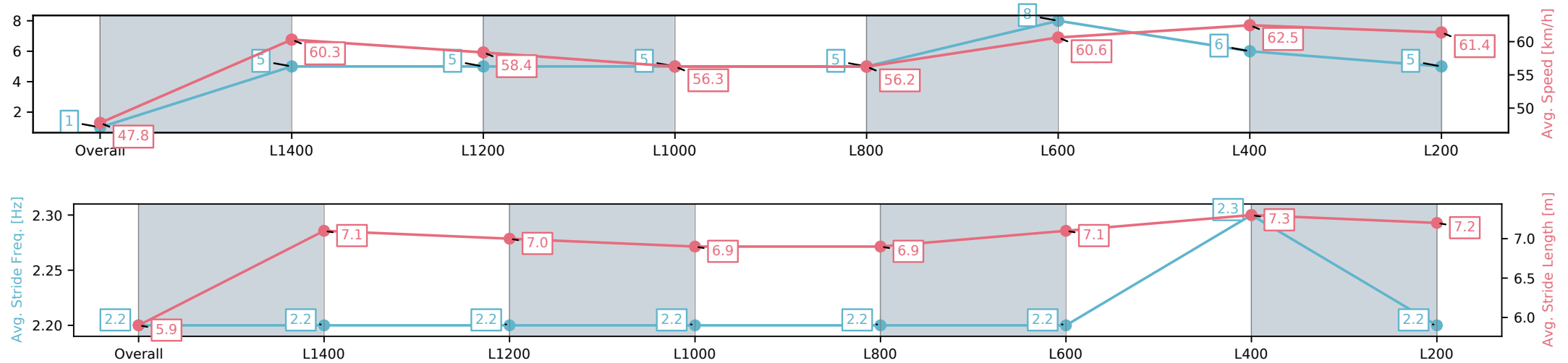
Race 6: Sportsbet Jockey Watch Handicap - 1600m

14 June 2025 - 1:55PM

Track Rating: Soft 6, Weather: Overcast, Rail Position: +5m Entire



Section	Overall	L1400	L1200	L1000	L800	L600	L400	L200
Section Times	1:40.54[1] (0:15.08)	1:25.46[5] (0:11.95)	1:13.51[5] (0:12.32)	1:01.19[5] (0:12.96)	0:48.23[5] (0:12.98)	0:35.25[8] (0:11.99)	0:23.26[6] (0:11.55)	0:11.71[5] (0:11.71)
Average Speed [km/h]	47.8	60.3	58.4	56.3	56.2	60.6	62.5	61.4
Top Speed [km/h]	62.1	61.9	60.3	57.9	58.1	62.4	63.1	62.5
Avg. Dist. to Rail [m]	1.5	0.5	0.6	2.1	2.5	3.1	5.0	5.6
Avg. Stride Freq. [Hz]	2.2	2.2	2.2	2.2	2.2	2.2	2.3	2.2
Avg. Stride Length [m]	5.9	7.1	7.0	6.9	6.9	7.1	7.3	7.2



[] Ranking at each section and finish
-:-:- No data available at this section
NA No data available

Horse/Jockey Name	TURNED LOOSE/Emily Finnegan
Finish Rank	2
Fastest Section Time (Section)	0:11.27 (L400)
Top Speed [km/h] (Section)	65.7 (L800)
Race State	Finished



Thomas Farms Rc Murray Bridge-
Professional-2025-06-14

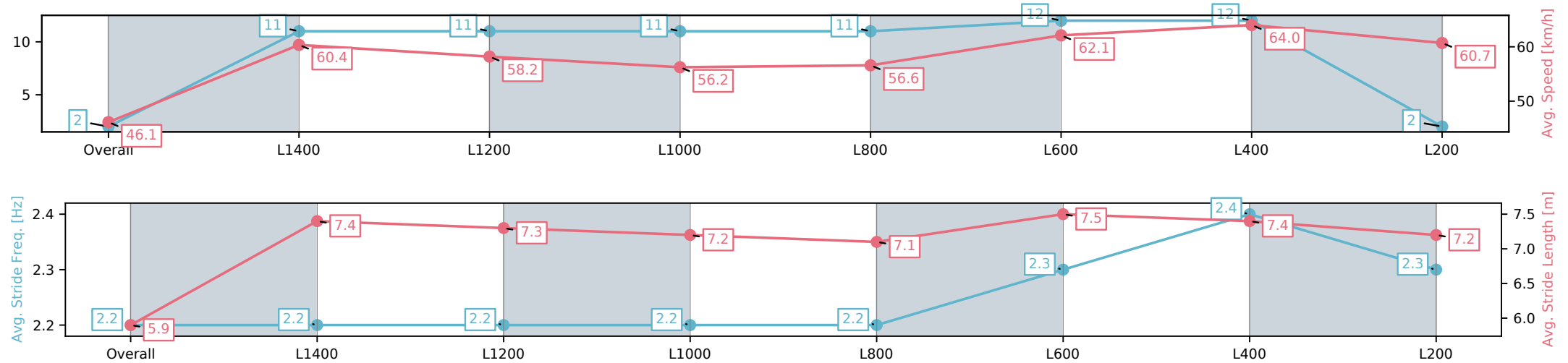
Race 6: Sportsbet Jockey Watch Handicap - 1600m

14 June 2025 - 1:55PM



Track Rating: Soft 6, Weather: Overcast, Rail Position: +5m Entire

Section	Overall	L1400	L1200	L1000	L800	L600	L400	L200
Section Times	1:40.61[2] (0:15.63)	1:24.98[11] (0:11.94)	1:13.04[11] (0:12.37)	1:00.67[11] (0:12.85)	0:47.82[11] (0:12.84)	0:34.98[12] (0:11.85)	0:23.13[12] (0:11.27)	0:11.86[2] (0:11.86)
Average Speed [km/h]	46.1	60.4	58.2	56.2	56.6	62.1	64.0	60.7
Top Speed [km/h]	62.2	62.2	59.7	57.6	60.6	65.7	65.0	62.5
Avg. Dist. to Rail [m]	5.0	0.1	0.2	0.8	1.6	6.2	12.2	9.7
Avg. Stride Freq. [Hz]	2.2	2.2	2.2	2.2	2.2	2.3	2.4	2.3
Avg. Stride Length [m]	5.9	7.4	7.3	7.2	7.1	7.5	7.4	7.2



[] Ranking at each section and finish
-:-:- No data available at this section
NA No data available

Horse/Jockey Name	RUBINI/Taylor Johnstone
Finish Rank	3
Fastest Section Time (Section)	0:11.59 (L200)
Top Speed [km/h] (Section)	62.8 (L400)
Race State	Finished



Thomas Farms Rc Murray Bridge-
Professional-2025-06-14

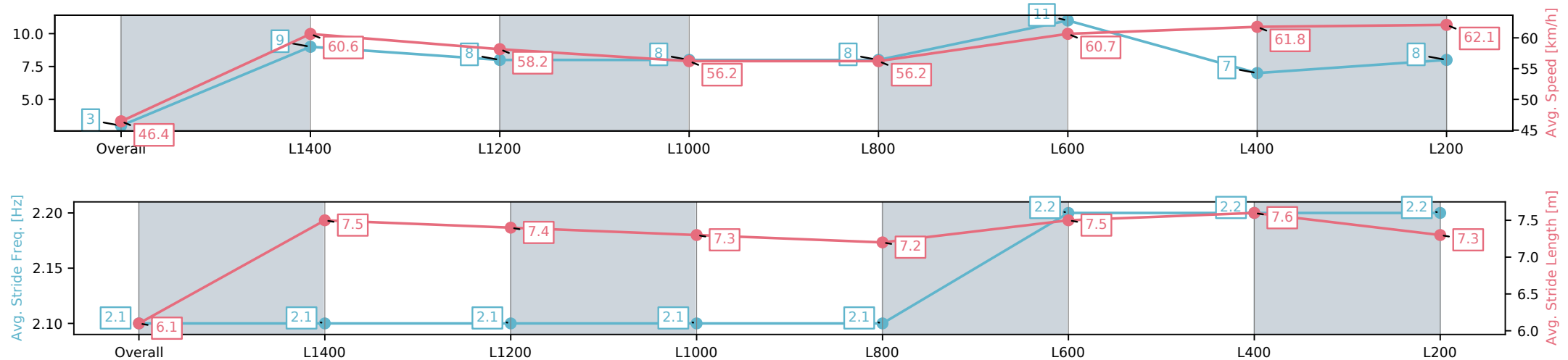
Race 6: Sportsbet Jockey Watch Handicap - 1600m

14 June 2025 - 1:55PM



Track Rating: Soft 6, Weather: Overcast, Rail Position: +5m Entire

Section	Overall	L1400	L1200	L1000	L800	L600	L400	L200
Section Times	1:40.62[3] (0:15.51)	1:25.11[9] (0:11.86)	1:13.25[8] (0:12.41)	1:00.84[8] (0:12.84)	0:48.00[8] (0:12.84)	0:35.16[11] (0:11.90)	0:23.26[7] (0:11.67)	0:11.59[8] (0:11.59)
Average Speed [km/h]	46.4	60.6	58.2	56.2	56.2	60.7	61.8	62.1
Top Speed [km/h]	62.0	62.0	59.4	57.4	58.9	62.1	62.5	62.8
Avg. Dist. to Rail [m]	4.7	0.7	0.7	0.5	0.4	1.4	4.3	6.5
Avg. Stride Freq. [Hz]	2.1	2.1	2.1	2.1	2.1	2.2	2.2	2.2
Avg. Stride Length [m]	6.1	7.5	7.4	7.3	7.2	7.5	7.6	7.3



[] Ranking at each section and finish
-:-:- No data available at this section
NA No data available

Horse/Jockey Name	BURNING BRIGHT/Jason Holder
Finish Rank	4
Fastest Section Time (Section)	0:11.66 (L400)
Top Speed [km/h] (Section)	62.6 (L600)
Race State	Finished



Thomas Farms Rc Murray Bridge-
Professional-2025-06-14

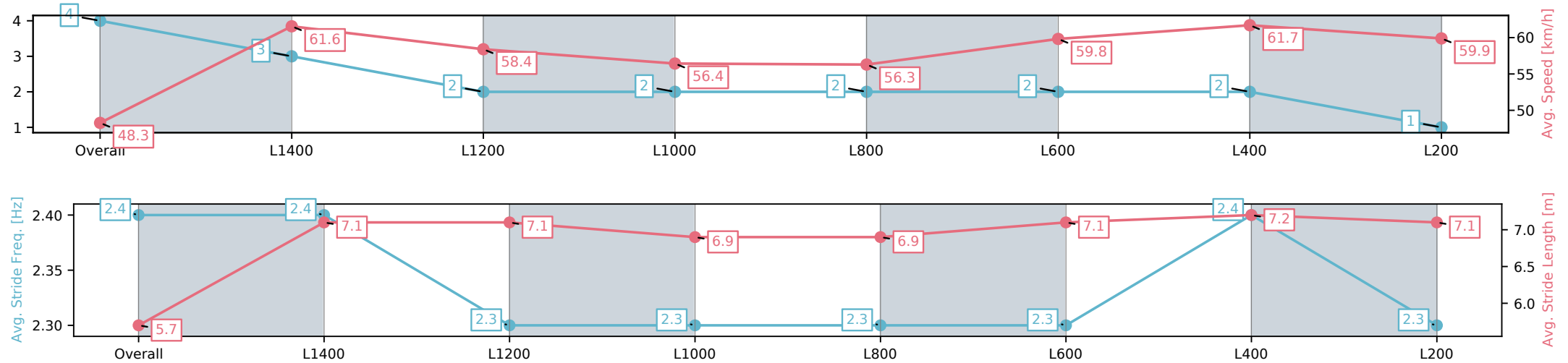
Race 6: Sportsbet Jockey Watch Handicap - 1600m

14 June 2025 - 1:55PM

Track Rating: Soft 6, Weather: Overcast, Rail Position: +5m Entire



Section	Overall	L1400	L1200	L1000	L800	L600	L400	L200
Section Times	1:40.68[4] (0:14.93)	1:25.75[3] (0:11.70)	1:14.05[2] (0:12.34)	1:01.71[2] (0:12.90)	0:48.81[2] (0:12.95)	0:35.86[2] (0:12.17)	0:23.69[2] (0:11.66)	0:12.03[1] (0:12.03)
Average Speed [km/h]	48.3	61.6	58.4	56.4	56.3	59.8	61.7	59.9
Top Speed [km/h]	62.1	62.3	60.5	57.0	58.4	61.8	62.6	61.4
Avg. Dist. to Rail [m]	5.6	2.3	1.6	1.9	2.5	2.7	5.1	4.2
Avg. Stride Freq. [Hz]	2.4	2.4	2.3	2.3	2.3	2.3	2.4	2.3
Avg. Stride Length [m]	5.7	7.1	7.1	6.9	6.9	7.1	7.2	7.1



[] Ranking at each section and finish
-:-:- No data available at this section
NA No data available

Horse/Jockey Name	WILD WILLY/Justin Potter
Finish Rank	5
Fastest Section Time (Section)	0:11.60 (L400)
Top Speed [km/h] (Section)	62.9 (L600)
Race State	Finished



Thomas Farms Rc Murray Bridge-
Professional-2025-06-14

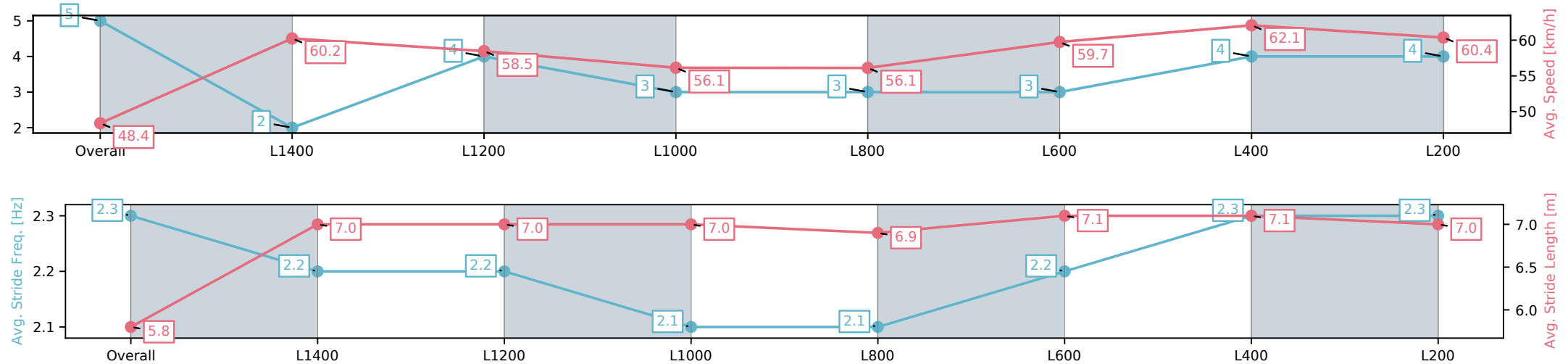
Race 6: Sportsbet Jockey Watch Handicap - 1600m

14 June 2025 - 1:55PM



Track Rating: Soft 6, Weather: Overcast, Rail Position: +5m Entire

Section	Overall	L1400	L1200	L1000	L800	L600	L400	L200
Section Times	1:40.72[5] (0:14.89)	1:25.83[2] (0:11.96)	1:13.87[4] (0:12.33)	1:01.54[3] (0:12.88)	0:48.66[3] (0:12.93)	0:35.73[3] (0:12.19)	0:23.54[4] (0:11.60)	0:11.94[4] (0:11.94)
Average Speed [km/h]	48.4	60.2	58.5	56.1	56.1	59.7	62.1	60.4
Top Speed [km/h]	62.5	61.7	59.8	57.3	58.7	60.3	62.9	61.6
Avg. Dist. to Rail [m]	2.2	0.1	0.4	1.0	1.8	3.0	4.7	3.7
Avg. Stride Freq. [Hz]	2.3	2.2	2.2	2.1	2.1	2.2	2.3	2.3
Avg. Stride Length [m]	5.8	7.0	7.0	7.0	6.9	7.1	7.1	7.0



[] Ranking at each section and finish
-:-:- No data available at this section
NA No data available

Horse/Jockey Name	ZARKANA/Jake Toeroek
Finish Rank	6
Fastest Section Time (Section)	0:11.47 (L400)
Top Speed [km/h] (Section)	63.9 (L600)
Race State	Finished



Thomas Farms Rc Murray Bridge-
Professional-2025-06-14

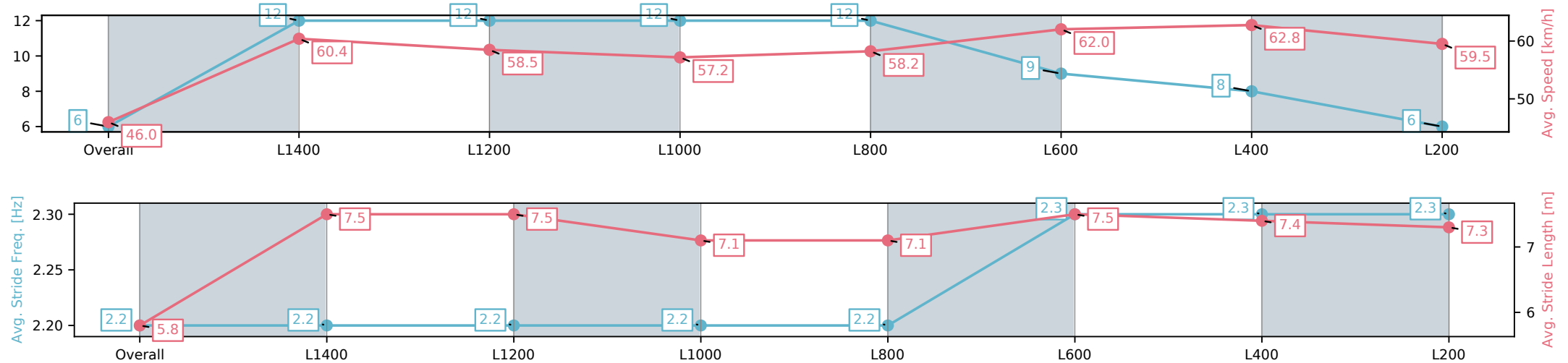
Race 6: Sportsbet Jockey Watch Handicap - 1600m

14 June 2025 - 1:55PM



Track Rating: Soft 6, Weather: Overcast, Rail Position: +5m Entire

Section	Overall	L1400	L1200	L1000	L800	L600	L400	L200
Section Times	1:40.95[6] (0:15.69)	1:25.26[12] (0:11.92)	1:13.34[12] (0:12.34)	1:01.00[12] (0:12.85)	0:48.15[12] (0:12.65)	0:35.50[9] (0:11.93)	0:23.57[8] (0:11.47)	0:12.10[6] (0:12.10)
Average Speed [km/h]	46.0	60.4	58.5	57.2	58.2	62.0	62.8	59.5
Top Speed [km/h]	62.8	62.7	60.1	58.8	60.5	63.7	63.9	61.1
Avg. Dist. to Rail [m]	6.9	0.8	1.6	3.6	4.6	7.2	10.9	10.7
Avg. Stride Freq. [Hz]	2.2	2.2	2.2	2.2	2.2	2.3	2.3	2.3
Avg. Stride Length [m]	5.8	7.5	7.5	7.1	7.1	7.5	7.4	7.3



[] Ranking at each section and finish
-:-:- No data available at this section
NA No data available

Horse/Jockey Name	MAXILDO/Andrew Stead
Finish Rank	7
Fastest Section Time (Section)	0:11.66 (L1400)
Top Speed [km/h] (Section)	63.6 (Overall)
Race State	Finished



Thomas Farms Rc Murray Bridge-
Professional-2025-06-14

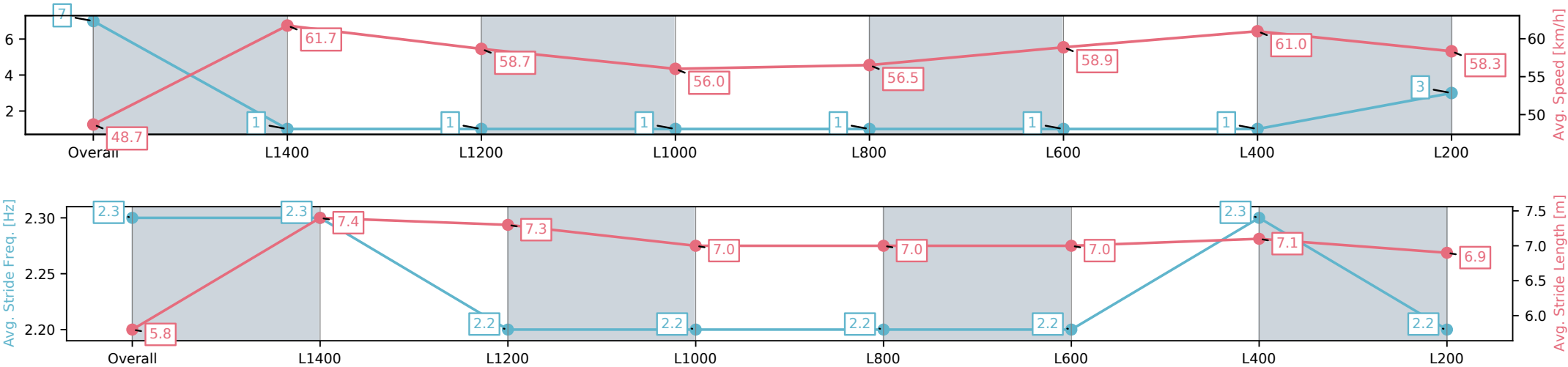
Race 6: Sportsbet Jockey Watch Handicap - 1600m

14 June 2025 - 1:55PM



Track Rating: Soft 6, Weather: Overcast, Rail Position: +5m Entire

Section	Overall	L1400	L1200	L1000	L800	L600	L400	L200
Section Times	1:41.12[7] (0:14.81)	1:26.31[1] (0:11.66)	1:14.65[1] (0:12.30)	1:02.35[1] (0:12.97)	0:49.38[1] (0:12.89)	0:36.49[1] (0:12.33)	0:24.16[1] (0:11.80)	0:12.36[3] (0:12.36)
Average Speed [km/h]	48.7	61.7	58.7	56.0	56.5	58.9	61.0	58.3
Top Speed [km/h]	63.4	63.6	61.0	56.9	57.6	60.6	61.4	59.9
Avg. Dist. to Rail [m]	4.4	1.8	0.8	1.9	2.4	2.3	3.1	2.7
Avg. Stride Freq. [Hz]	2.3	2.3	2.2	2.2	2.2	2.2	2.3	2.2
Avg. Stride Length [m]	5.8	7.4	7.3	7.0	7.0	7.0	7.1	6.9



[] Ranking at each section and finish
-:-:- No data available at this section
NA No data available

Horse/Jockey Name	COVERT WITNESS/Rochelle Milnes
Finish Rank	8
Fastest Section Time (Section)	0:11.78 (L400)
Top Speed [km/h] (Section)	65.5 (Overall)
Race State	Finished



Thomas Farms Rc Murray Bridge-
Professional-2025-06-14

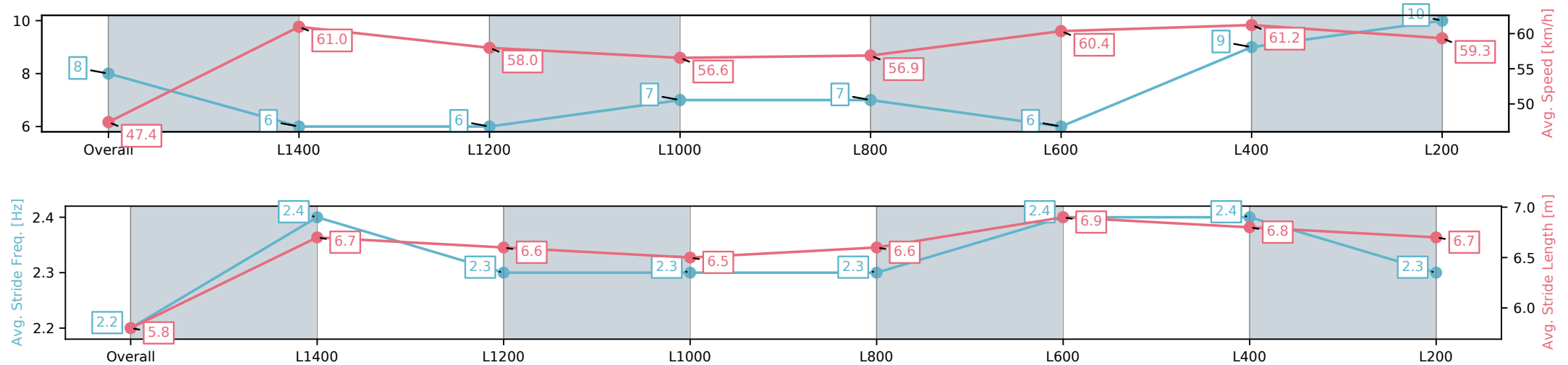
Race 6: Sportsbet Jockey Watch Handicap - 1600m

14 June 2025 - 1:55PM



Track Rating: Soft 6, Weather: Overcast, Rail Position: +5m Entire

Section	Overall	L1400	L1200	L1000	L800	L600	L400	L200
Section Times	1:41.30[8] (0:15.24)	1:26.06[6] (0:11.79)	1:14.27[6] (0:12.45)	1:01.82[7] (0:12.93)	0:48.89[7] (0:12.86)	0:36.03[6] (0:12.11)	0:23.92[9] (0:11.78)	0:12.14[10] (0:12.14)
Average Speed [km/h]	47.4	61.0	58.0	56.6	56.9	60.4	61.2	59.3
Top Speed [km/h]	64.5	65.5	59.6	57.7	58.7	62.3	62.5	60.0
Avg. Dist. to Rail [m]	2.7	1.9	1.8	2.9	3.3	4.0	6.0	9.0
Avg. Stride Freq. [Hz]	2.2	2.4	2.3	2.3	2.3	2.4	2.4	2.3
Avg. Stride Length [m]	5.8	6.7	6.6	6.5	6.6	6.9	6.8	6.7



[] Ranking at each section and finish
-:-:- No data available at this section
NA No data available

Horse/Jockey Name	PLATINUM WOLF/Manoel Nunes
Finish Rank	9
Fastest Section Time (Section)	0:11.68 (L400)
Top Speed [km/h] (Section)	64.3 (Overall)
Race State	Finished



Thomas Farms Rc Murray Bridge-
Professional-2025-06-14

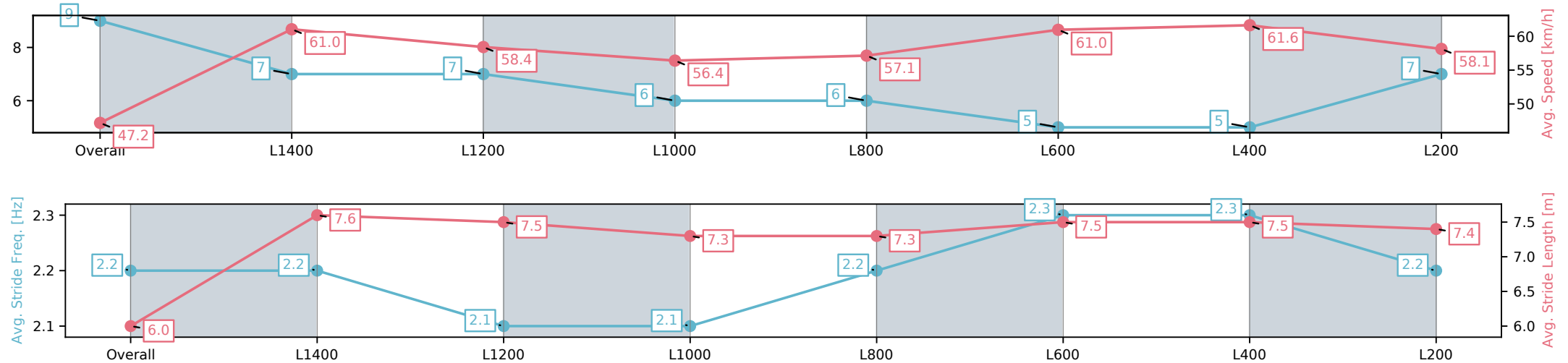
Race 6: Sportsbet Jockey Watch Handicap - 1600m

14 June 2025 - 1:55PM



Track Rating: Soft 6, Weather: Overcast, Rail Position: +5m Entire

Section	Overall	L1400	L1200	L1000	L800	L600	L400	L200
Section Times	1:41.33[9] (0:15.27)	1:26.06[7] (0:11.80)	1:14.26[7] (0:12.36)	1:01.90[6] (0:12.92)	0:48.98[6] (0:12.85)	0:36.13[5] (0:12.05)	0:24.08[5] (0:11.68)	0:12.40[7] (0:12.40)
Average Speed [km/h]	47.2	61.0	58.4	56.4	57.1	61.0	61.6	58.1
Top Speed [km/h]	64.3	64.1	60.1	57.7	58.6	62.4	62.3	60.4
Avg. Dist. to Rail [m]	9.4	1.9	1.8	2.4	3.6	5.3	7.8	8.3
Avg. Stride Freq. [Hz]	2.2	2.2	2.1	2.1	2.2	2.3	2.3	2.2
Avg. Stride Length [m]	6.0	7.6	7.5	7.3	7.3	7.5	7.5	7.4



[] Ranking at each section and finish
-:-:- No data available at this section
NA No data available

Horse/Jockey Name	BLONDI'S BOMBSHELL/Margaret Collett
Finish Rank	10
Fastest Section Time (Section)	0:11.76 (L400)
Top Speed [km/h] (Section)	62.9 (L600)
Race State	Finished



Thomas Farms Rc Murray Bridge-
Professional-2025-06-14

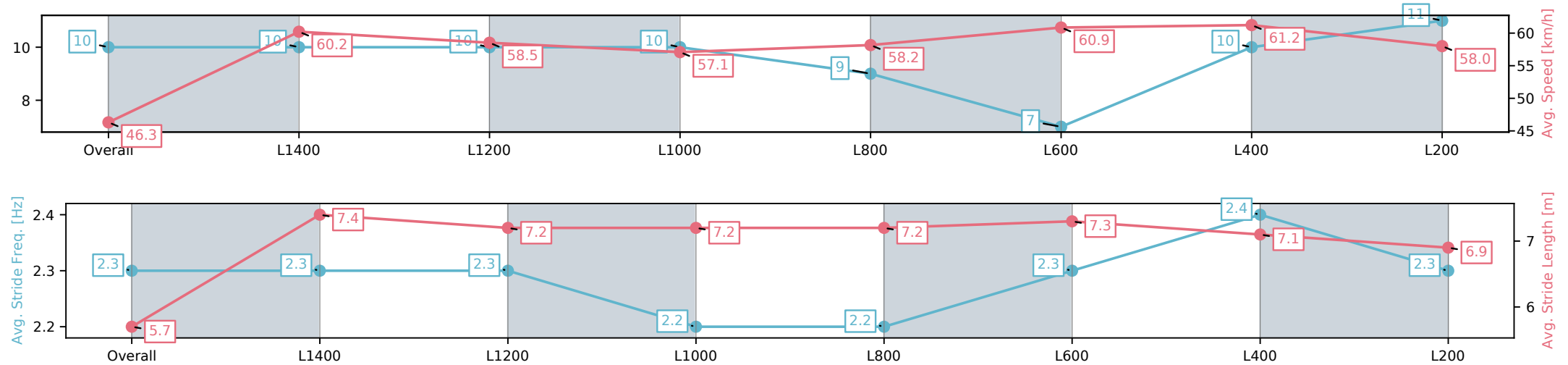
Race 6: Sportsbet Jockey Watch Handicap - 1600m

14 June 2025 - 1:55PM



Track Rating: Soft 6, Weather: Overcast, Rail Position: +5m Entire

Section	Overall	L1400	L1200	L1000	L800	L600	L400	L200
Section Times	1:41.56[10] (0:15.56)	1:26.00[10] (0:11.95)	1:14.05[10] (0:12.34)	1:01.71[10] (0:12.81)	0:48.90[9] (0:12.62)	0:36.28[7] (0:12.12)	0:24.16[10] (0:11.76)	0:12.40[11] (0:12.40)
Average Speed [km/h]	46.3	60.2	58.5	57.1	58.2	60.9	61.2	58.0
Top Speed [km/h]	61.9	61.9	60.2	58.8	59.7	62.5	62.9	59.5
Avg. Dist. to Rail [m]	7.9	2.9	2.7	2.9	3.5	6.2	9.6	11.7
Avg. Stride Freq. [Hz]	2.3	2.3	2.3	2.2	2.2	2.3	2.4	2.3
Avg. Stride Length [m]	5.7	7.4	7.2	7.2	7.2	7.3	7.1	6.9



[] Ranking at each section and finish
-:-:- No data available at this section
NA No data available

Horse/Jockey Name	LE VIZIR/Dylan Caboche
Finish Rank	11
Fastest Section Time (Section)	0:11.78 (L400)
Top Speed [km/h] (Section)	62.3 (L800)
Race State	Finished



Thomas Farms Rc Murray Bridge-
Professional-2025-06-14

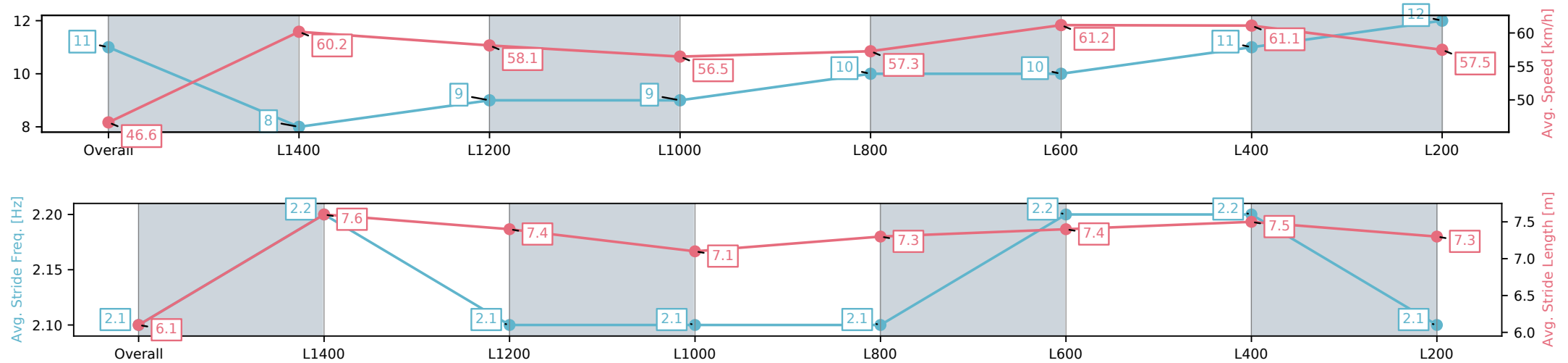
Race 6: Sportsbet Jockey Watch Handicap - 1600m

14 June 2025 - 1:55PM



Track Rating: Soft 6, Weather: Overcast, Rail Position: +5m Entire

Section	Overall	L1400	L1200	L1000	L800	L600	L400	L200
Section Times	1:41.74[11] (0:15.47)	1:26.27[8] (0:11.96)	1:14.31[9] (0:12.42)	1:01.89[9] (0:12.91)	0:48.98[10] (0:12.69)	0:36.29[10] (0:11.97)	0:24.32[11] (0:11.78)	0:12.54[12] (0:12.54)
Average Speed [km/h]	46.6	60.2	58.1	56.5	57.3	61.2	61.1	57.5
Top Speed [km/h]	61.7	61.6	59.3	57.7	59.9	62.3	62.2	59.6
Avg. Dist. to Rail [m]	6.3	2.2	2.0	2.3	2.1	4.2	7.3	8.8
Avg. Stride Freq. [Hz]	2.1	2.2	2.1	2.1	2.1	2.2	2.2	2.1
Avg. Stride Length [m]	6.1	7.6	7.4	7.1	7.3	7.4	7.5	7.3



[] Ranking at each section and finish
-:-:- No data available at this section
NA No data available

Horse/Jockey Name	SHADOW EXPRESS/Sairyn Fawke
Finish Rank	12
Fastest Section Time (Section)	0:11.81 (L1400)
Top Speed [km/h] (Section)	63.0 (Overall)
Race State	Finished



Thomas Farms Rc Murray Bridge-
Professional-2025-06-14

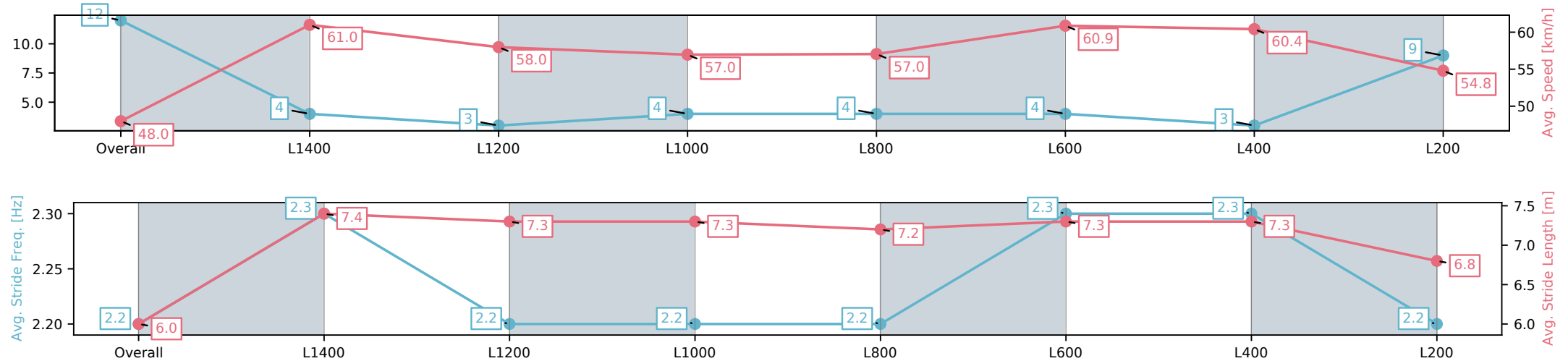
Race 6: Sportsbet Jockey Watch Handicap - 1600m

14 June 2025 - 1:55PM



Track Rating: Soft 6, Weather: Overcast, Rail Position: +5m Entire

Section	Overall	L1400	L1200	L1000	L800	L600	L400	L200
Section Times	1:42.18[12] (0:15.03)	1:27.15[4] (0:11.81)	1:15.34[3] (0:12.44)	1:02.90[4] (0:12.83)	0:50.07[4] (0:12.89)	0:37.18[4] (0:12.13)	0:25.05[3] (0:11.92)	0:13.13[9] (0:13.13)
Average Speed [km/h]	48.0	61.0	58.0	57.0	57.0	60.9	60.4	54.8
Top Speed [km/h]	63.0	62.7	60.6	58.2	58.6	61.4	62.1	58.1
Avg. Dist. to Rail [m]	3.0	1.3	1.7	2.9	4.3	6.3	9.2	8.6
Avg. Stride Freq. [Hz]	2.2	2.3	2.2	2.2	2.2	2.3	2.3	2.2
Avg. Stride Length [m]	6.0	7.4	7.3	7.3	7.2	7.3	7.3	6.8



[] Ranking at each section and finish
-:-:- No data available at this section
NA No data available