



RACINGSA

Thomas Farms Rc Murray Bridge-Professional-2025-06-14

Race 5: Duttons - Easy To Do Business With Handicap - 1000m

14 June 2025 - 1:19PM

Track Rating: Soft 6, Weather: Overcast, Rail Position: +5m Entire



Murray Bridge
Racing Club

Section

Field Times

Overall

0:57.45

(0:13.51)

L800

0:43.94

(0:10.67)

L600

0:33.27

(0:10.69)

L400

0:22.57

(0:10.81)

L200

0:11.77

(0:11.77)

Position	#	Horse/Jockey	Barrier	Top Speed [km/h]	Fastest Section	First 400m	Overall	L800	L600	L400	L200	Margin	Distance Travelled From Winner [m]
1	2	SIR NOW	4	69.8	0:10.66	0:24.32	0:57.45	0:43.81 [2]	0:33.13 [2]	0:22.47 [2]	0:11.73 [2]	0:57.45	
		Margaret Collett		800-600	600-400		(0:13.64)	(0:10.68)	(0:10.66)	(0:10.74)	(0:11.73)		
2	6	THE GREAT BABY	2	69.6	0:10.69	0:24.54	0:57.50	0:43.65 [3]	0:32.96 [3]	0:22.23 [3]	0:11.53 [3]	0.29L	+0
		Todd Pannell		800-600	800-600		(0:13.85)	(0:10.69)	(0:10.73)	(0:10.70)	(0:11.53)		
3	4	FICKLE	1	68.9	0:10.67	0:24.18	0:57.51	0:44.00 [1]	0:33.33 [1]	0:22.65 [1]	0:11.83 [1]	0.37L	-1
		Lachlan Neindorf		1000-800	800-600		(0:13.51)	(0:10.67)	(0:10.68)	(0:10.82)	(0:11.83)		
4	9	VINTAGE STAR	3	69.2	0:10.66	0:24.93	0:57.79	0:43.56 [6]	0:32.86 [6]	0:22.20 [5]	0:11.45 [4]	2.15L	-3
		Manoel Nunes		1000-800	600-400		(0:14.23)	(0:10.70)	(0:10.66)	(0:10.75)	(0:11.45)		
5	12	THE GOV	10	69.8	0:10.63	0:25.25	0:57.95	0:43.48 [9]	0:32.70 [8]	0:22.05 [7]	0:11.42 [5]	3.15L	+2
		Caitlin Tootell		800-600	400-200		(0:14.47)	(0:10.78)	(0:10.65)	(0:10.63)	(0:11.42)		
6	10	GRAND HOST	7	69.7	0:10.76	0:24.90	0:58.17	0:44.09 [5]	0:33.27 [5]	0:22.31 [6]	0:11.55 [7]	4.5L	+1
		Jessica Tzaferis		1000-800	400-200		(0:14.08)	(0:10.82)	(0:10.96)	(0:10.76)	(0:11.55)		
7	11	SMART LITTLE MISS	8	69.9	0:10.64	0:25.28	0:58.23	0:43.68 [11]	0:32.94 [9]	0:22.00 [11]	0:11.36 [9]	4.88L	+2
		Jacob Opperman		600-400	400-200		(0:14.55)	(0:10.74)	(0:10.94)	(0:10.64)	(0:11.36)		
8	7	DEEPFLOAT DIVA	9	69.0	0:10.81	0:25.09	0:58.28	0:44.05 [7]	0:33.19 [7]	0:22.28 [8]	0:11.47 [8]	5.19L	+2
		Jake Toeroek		600-400	400-200		(0:14.23)	(0:10.86)	(0:10.91)	(0:10.81)	(0:11.47)		
9	8	WINNING REVOLUTION	12	69.7	0:10.68	0:25.45	0:58.36	0:43.83 [10]	0:32.91 [11]	0:22.13 [10]	0:11.45 [10]	5.68L	+3
		Taylor Johnstone		800-600	400-200		(0:14.53)	(0:10.92)	(0:10.78)	(0:10.68)	(0:11.45)		
10	5	MAGIC MAX	5	69.1	0:10.71	0:24.74	0:58.47	0:44.44 [4]	0:33.73 [4]	0:22.88 [4]	0:11.85 [6]	6.35L	-1
		Rochelle Milnes		1000-800	800-600		(0:14.03)	(0:10.71)	(0:10.85)	(0:11.03)	(0:11.85)		

Scratched: Port Albert (#1), Sparring (#3)

Report Created: Sat 14 June 2025 14:10:06 GMT+10 (Note: Timing is based on positional data)

Page 1/13

[] Position in running at each section and finish
-:-:- No data available at this section
NA No data available
■ Background shading for fastest section

Saddle cloth number
DNF Did not finish
DNT Did not track

data processed by  TRIPLESDATA



Thomas Farms Rc Murray Bridge-Professional-2025-06-14

Race 5: Duttons - Easy To Do Business With Handicap - 1000m

14 June 2025 - 1:19PM

Track Rating: Soft 6, Weather: Overcast, Rail Position: +5m Entire



Section
Field Times

Overall	L800	L600	L400	L200
0:57.45	0:43.94	0:33.27	0:22.57	0:11.77
(0:13.51)	(0:10.67)	(0:10.69)	(0:10.81)	(0:11.77)

Position	#	Horse/Jockey	Barrier	Top Speed [km/h]	Fastest Section	First 400m							Margin	Distance Travelled From Winner [m]
11	13	OUTPOST	11	69.3	0:10.89	0:25.28	0:59.13	0:44.84 [8]	0:33.84 [10]	0:22.95 [9]	0:11.98 [11]		10.52L	+4
		Felicity Atkinson		800-600	600-400		(0:14.28)	(0:11.00)	(0:10.89)	(0:10.97)	(0:11.98)			

Scratched: Port Albert (#1), Sparring (#3)

Horse/Jockey Name	SIR NOW/Margaret Collett
Finish Rank	1
Fastest Section Time (Section)	0:10.66 (L600)
Top Speed [km/h] (Section)	69.8 (L800)
Race State	Finished



Thomas Farms Rc Murray Bridge-
Professional-2025-06-14

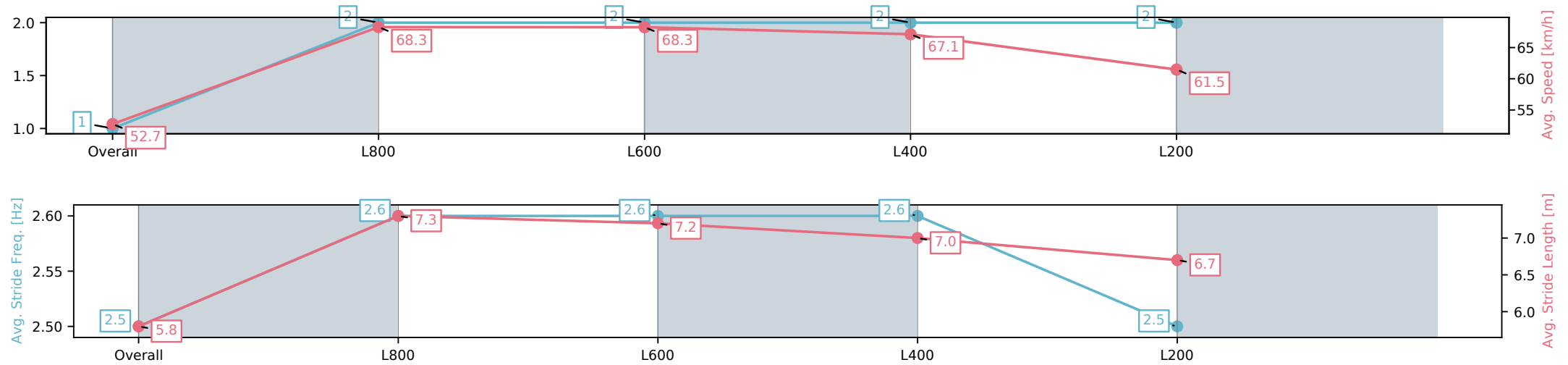
Race 5: Duttons - Easy To Do Business With Handicap -
1000m

14 June 2025 - 1:19PM

Track Rating: Soft 6, Weather: Overcast, Rail Position: +5m Entire



Section	Overall	L800	L600	L400	L200
Section Times	0:57.45[1] (0:13.64)	0:43.81[2] (0:10.68)	0:33.13[2] (0:10.66)	0:22.47[2] (0:10.74)	0:11.73[2] (0:11.73)
Average Speed [km/h]	52.7	68.3	68.3	67.1	61.5
Top Speed [km/h]	69.6	69.4	69.8	69.7	63.6
Avg. Dist. to Rail [m]	1.2	3.3	3.3	5.1	5.7
Avg. Stride Freq. [Hz]	2.5	2.6	2.6	2.6	2.5
Avg. Stride Length [m]	5.8	7.3	7.2	7.0	6.7



[] Ranking at each section and finish
-:-:- No data available at this section
NA No data available

Horse/Jockey Name	THE GREAT BABY/Todd Pannell
Finish Rank	2
Fastest Section Time (Section)	0:10.69 (L800)
Top Speed [km/h] (Section)	69.6 (L800)
Race State	Finished



Thomas Farms Rc Murray Bridge-
Professional-2025-06-14

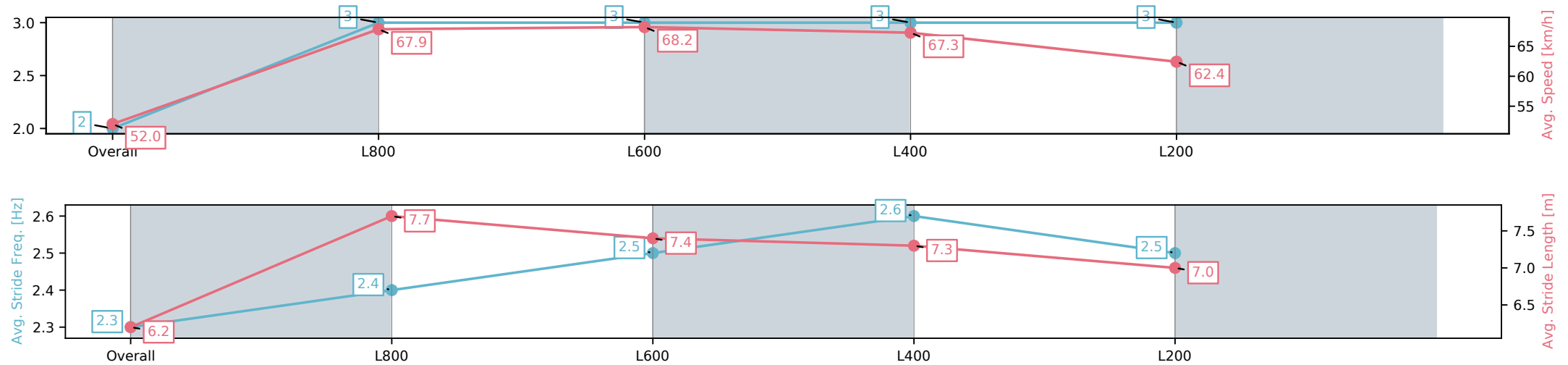
Race 5: Duttons - Easy To Do Business With Handicap -
1000m

14 June 2025 - 1:19PM

Track Rating: Soft 6, Weather: Overcast, Rail Position: +5m Entire



Section	Overall	L800	L600	L400	L200
Section Times	0:57.50[2] (0:13.85)	0:43.65[3] (0:10.69)	0:32.96[3] (0:10.73)	0:22.23[3] (0:10.70)	0:11.53[3] (0:11.53)
Average Speed [km/h]	52.0	67.9	68.2	67.3	62.4
Top Speed [km/h]	68.5	69.0	69.6	68.6	65.3
Avg. Dist. to Rail [m]	1.1	2.1	4.1	7.9	7.2
Avg. Stride Freq. [Hz]	2.3	2.4	2.5	2.6	2.5
Avg. Stride Length [m]	6.2	7.7	7.4	7.3	7.0



[] Ranking at each section and finish
-:-:- No data available at this section
NA No data available

Horse/Jockey Name	FICKLE/Lachlan Neindorf
Finish Rank	3
Fastest Section Time (Section)	0:10.67 (L800)
Top Speed [km/h] (Section)	68.9 (Overall)
Race State	Finished



Thomas Farms Rc Murray Bridge-
Professional-2025-06-14

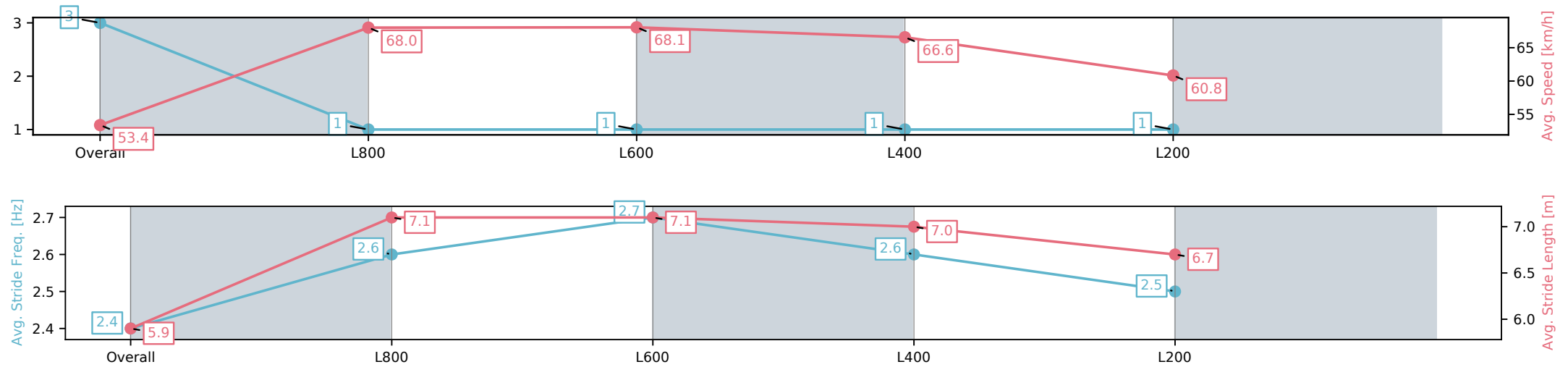
Race 5: Duttons - Easy To Do Business With Handicap -
1000m

14 June 2025 - 1:19PM

Track Rating: Soft 6, Weather: Overcast, Rail Position: +5m Entire



Section	Overall	L800	L600	L400	L200
Section Times	0:57.51[3] (0:13.51)	0:44.00[1] (0:10.67)	0:33.33[1] (0:10.68)	0:22.65[1] (0:10.82)	0:11.83[1] (0:11.83)
Average Speed [km/h]	53.4	68.0	68.1	66.6	60.8
Top Speed [km/h]	68.1	68.9	68.9	68.6	64.1
Avg. Dist. to Rail [m]	1.0	2.5	2.4	3.8	3.6
Avg. Stride Freq. [Hz]	2.4	2.6	2.7	2.6	2.5
Avg. Stride Length [m]	5.9	7.1	7.1	7.0	6.7



[] Ranking at each section and finish
-:-:- No data available at this section
NA No data available

Horse/Jockey Name	VINTAGE STAR/Manoel Nunes
Finish Rank	4
Fastest Section Time (Section)	0:10.66 (L600)
Top Speed [km/h] (Section)	69.2 (Overall)
Race State	Finished



Thomas Farms Rc Murray Bridge-
Professional-2025-06-14

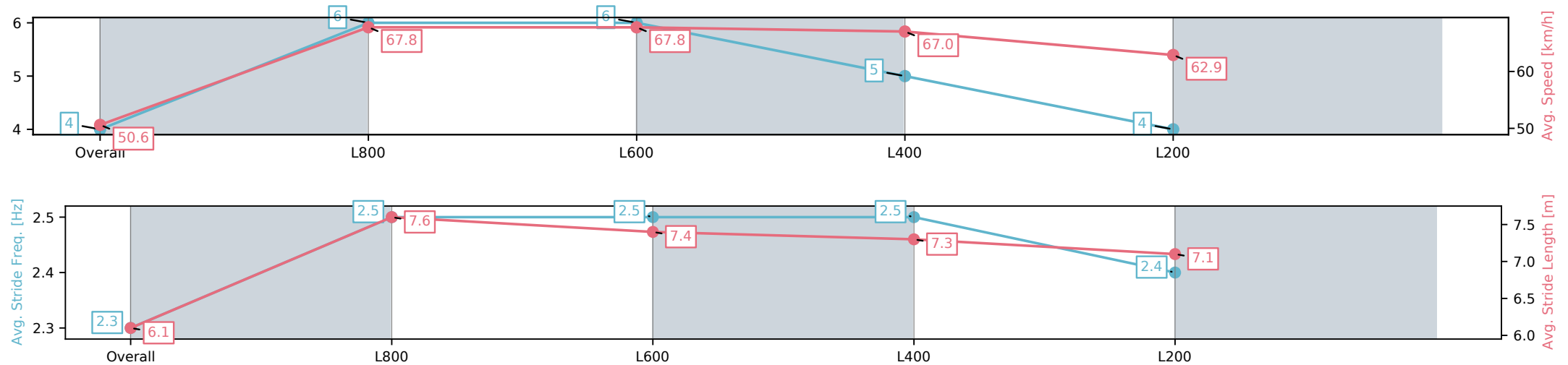
Race 5: Duttons - Easy To Do Business With Handicap -
1000m

14 June 2025 - 1:19PM

Track Rating: Soft 6, Weather: Overcast, Rail Position: +5m Entire



Section	Overall	L800	L600	L400	L200
Section Times	0:57.79[4] (0:14.23)	0:43.56[6] (0:10.70)	0:32.86[6] (0:10.66)	0:22.20[5] (0:10.75)	0:11.45[4] (0:11.45)
Average Speed [km/h]	50.6	67.8	67.8	67.0	62.9
Top Speed [km/h]	67.4	69.2	68.7	68.6	64.5
Avg. Dist. to Rail [m]	0.8	2.0	1.6	5.2	6.4
Avg. Stride Freq. [Hz]	2.3	2.5	2.5	2.5	2.4
Avg. Stride Length [m]	6.1	7.6	7.4	7.3	7.1



- [] Ranking at each section and finish
- :-:- No data available at this section
- NA No data available

Horse/Jockey Name	THE GOV/Caitlin Tootell
Finish Rank	5
Fastest Section Time (Section)	0:10.63 (L400)
Top Speed [km/h] (Section)	69.8 (L800)
Race State	Finished



Thomas Farms Rc Murray Bridge-
Professional-2025-06-14

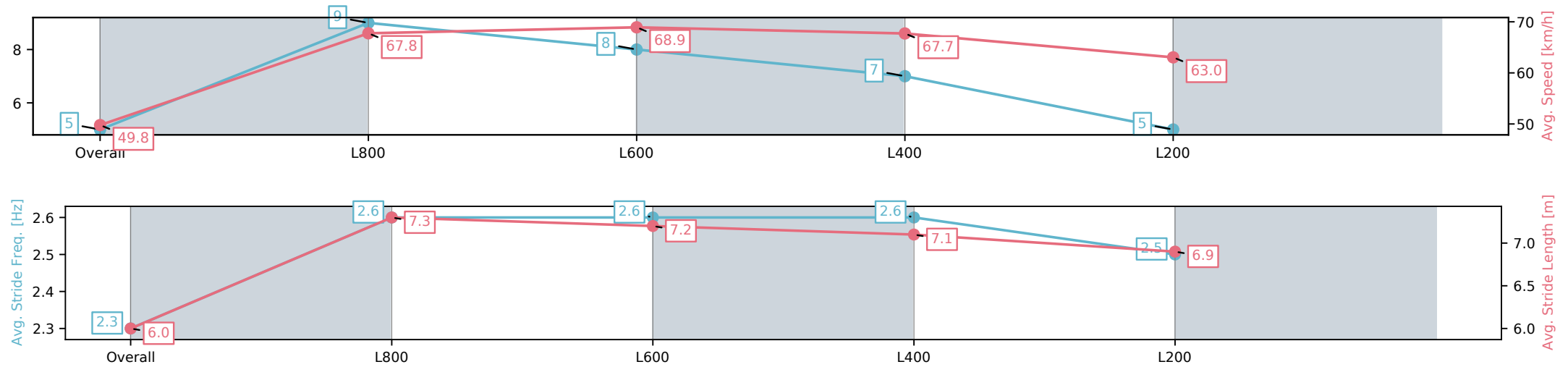
Race 5: Duttons - Easy To Do Business With Handicap -
1000m

14 June 2025 - 1:19PM

Track Rating: Soft 6, Weather: Overcast, Rail Position: +5m Entire



Section	Overall	L800	L600	L400	L200
Section Times	0:57.95[5] (0:14.47)	0:43.48[9] (0:10.78)	0:32.70[8] (0:10.65)	0:22.05[7] (0:10.63)	0:11.42[5] (0:11.42)
Average Speed [km/h]	49.8	67.8	68.9	67.7	63.0
Top Speed [km/h]	67.1	68.7	69.8	69.7	66.5
Avg. Dist. to Rail [m]	4.8	4.0	4.6	7.5	9.4
Avg. Stride Freq. [Hz]	2.3	2.6	2.6	2.6	2.5
Avg. Stride Length [m]	6.0	7.3	7.2	7.1	6.9



[] Ranking at each section and finish
-:-:- No data available at this section
NA No data available

Horse/Jockey Name	GRAND HOST/Jessica Tzaferis
Finish Rank	6
Fastest Section Time (Section)	0:10.76 (L400)
Top Speed [km/h] (Section)	69.7 (Overall)
Race State	Finished



Thomas Farms Rc Murray Bridge-
Professional-2025-06-14

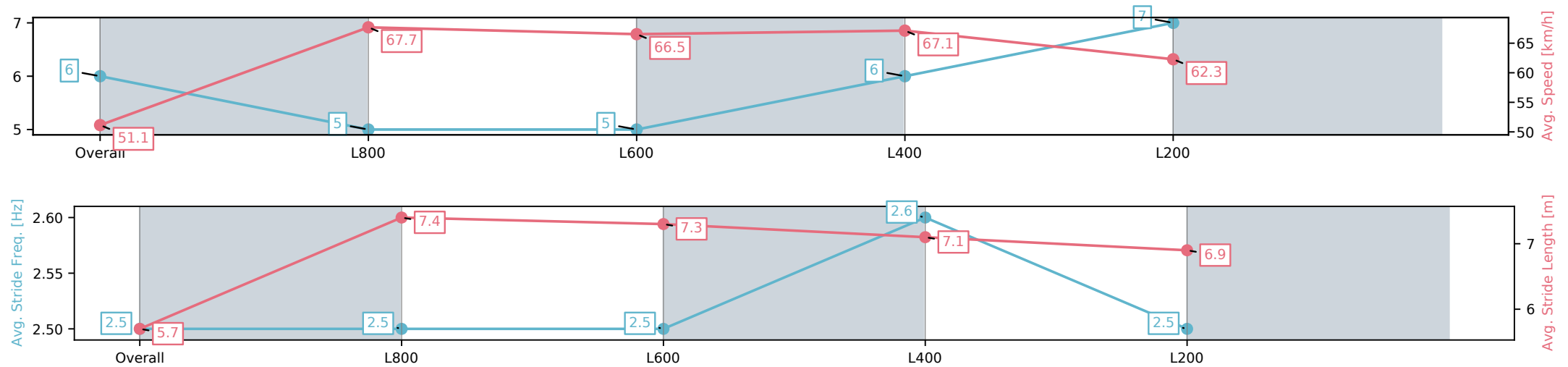
Race 5: Duttons - Easy To Do Business With Handicap -
1000m

14 June 2025 - 1:19PM

Track Rating: Soft 6, Weather: Overcast, Rail Position: +5m Entire



Section	Overall	L800	L600	L400	L200
Section Times	0:58.17[6] (0:14.08)	0:44.09[5] (0:10.82)	0:33.27[5] (0:10.96)	0:22.31[6] (0:10.76)	0:11.55[7] (0:11.55)
Average Speed [km/h]	51.1	67.7	66.5	67.1	62.3
Top Speed [km/h]	67.5	69.7	68.8	69.4	64.7
Avg. Dist. to Rail [m]	2.4	4.6	3.7	7.1	9.1
Avg. Stride Freq. [Hz]	2.5	2.5	2.5	2.6	2.5
Avg. Stride Length [m]	5.7	7.4	7.3	7.1	6.9



[] Ranking at each section and finish
-:-:- No data available at this section
NA No data available

Horse/Jockey Name	SMART LITTLE MISS/Jacob Opperman
Finish Rank	7
Fastest Section Time (Section)	0:10.64 (L400)
Top Speed [km/h] (Section)	69.9 (L600)
Race State	Finished



Thomas Farms Rc Murray Bridge-
Professional-2025-06-14

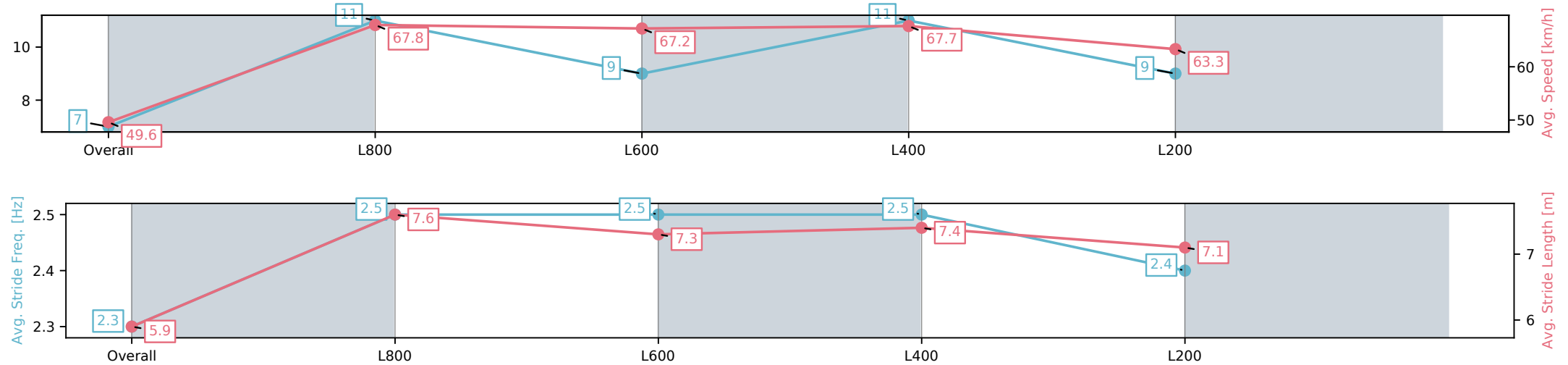
Race 5: Duttons - Easy To Do Business With Handicap -
1000m

14 June 2025 - 1:19PM

Track Rating: Soft 6, Weather: Overcast, Rail Position: +5m Entire



Section	Overall	L800	L600	L400	L200
Section Times	0:58.23[7] (0:14.55)	0:43.68[11] (0:10.74)	0:32.94[9] (0:10.94)	0:22.00[11] (0:10.64)	0:11.36[9] (0:11.36)
Average Speed [km/h]	49.6	67.8	67.2	67.7	63.3
Top Speed [km/h]	67.6	69.3	69.6	69.9	65.9
Avg. Dist. to Rail [m]	3.7	3.7	5.1	9.2	11.6
Avg. Stride Freq. [Hz]	2.3	2.5	2.5	2.5	2.4
Avg. Stride Length [m]	5.9	7.6	7.3	7.4	7.1



[] Ranking at each section and finish
-:-:- No data available at this section
NA No data available

Horse/Jockey Name	DEEPFLOAT DIVA/Jake Toeroek
Finish Rank	8
Fastest Section Time (Section)	0:10.81 (L400)
Top Speed [km/h] (Section)	69.0 (L600)
Race State	Finished



Thomas Farms Rc Murray Bridge-
Professional-2025-06-14

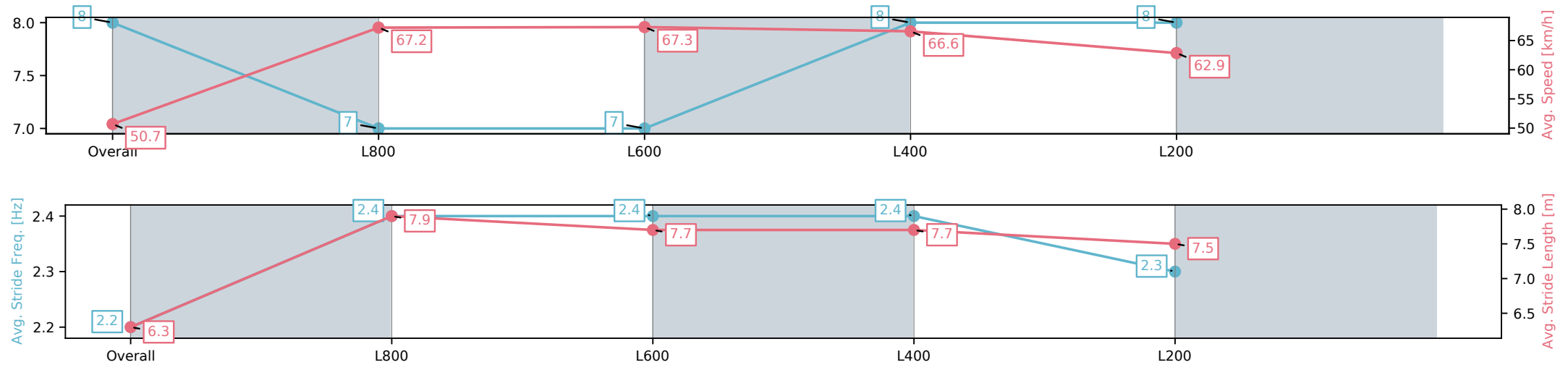
Race 5: Duttons - Easy To Do Business With Handicap -
1000m

14 June 2025 - 1:19PM

Track Rating: Soft 6, Weather: Overcast, Rail Position: +5m Entire



Section	Overall	L800	L600	L400	L200
Section Times	0:58.28[8] (0:14.23)	0:44.05[7] (0:10.86)	0:33.19[7] (0:10.91)	0:22.28[8] (0:10.81)	0:11.47[8] (0:11.47)
Average Speed [km/h]	50.7	67.2	67.3	66.6	62.9
Top Speed [km/h]	65.6	68.5	68.9	69.0	64.9
Avg. Dist. to Rail [m]	4.0	4.8	4.9	9.6	12.6
Avg. Stride Freq. [Hz]	2.2	2.4	2.4	2.4	2.3
Avg. Stride Length [m]	6.3	7.9	7.7	7.7	7.5



[] Ranking at each section and finish
-:-:- No data available at this section
NA No data available

Horse/Jockey Name	WINNING REVOLUTION/Taylor Johnstone
Finish Rank	9
Fastest Section Time (Section)	0:10.68 (L400)
Top Speed [km/h] (Section)	69.7 (L800)
Race State	Finished



Thomas Farms Rc Murray Bridge-
Professional-2025-06-14

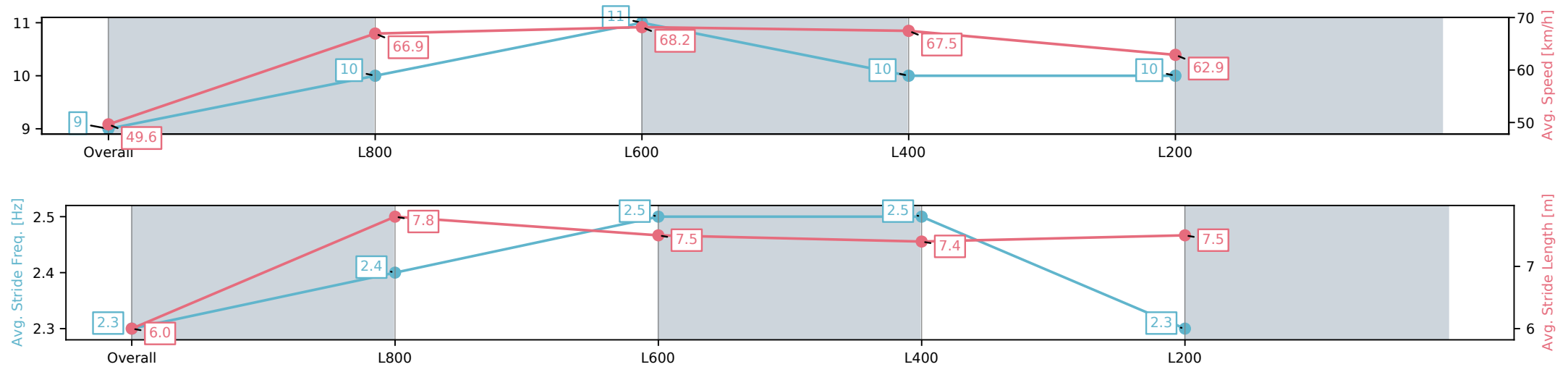
Race 5: Duttons - Easy To Do Business With Handicap -
1000m

14 June 2025 - 1:19PM

Track Rating: Soft 6, Weather: Overcast, Rail Position: +5m Entire



Section	Overall	L800	L600	L400	L200
Section Times	0:58.36[9] (0:14.53)	0:43.83[10] (0:10.92)	0:32.91[11] (0:10.78)	0:22.13[10] (0:10.68)	0:11.45[10] (0:11.45)
Average Speed [km/h]	49.6	66.9	68.2	67.5	62.9
Top Speed [km/h]	66.0	68.7	69.7	69.2	65.3
Avg. Dist. to Rail [m]	6.0	4.6	5.3	10.5	11.5
Avg. Stride Freq. [Hz]	2.3	2.4	2.5	2.5	2.3
Avg. Stride Length [m]	6.0	7.8	7.5	7.4	7.5



- [] Ranking at each section and finish
- :-:- No data available at this section
- NA No data available

Horse/Jockey Name	MAGIC MAX/Rochelle Milnes
Finish Rank	10
Fastest Section Time (Section)	0:10.71 (L800)
Top Speed [km/h] (Section)	69.1 (Overall)
Race State	Finished



Thomas Farms Rc Murray Bridge-
Professional-2025-06-14

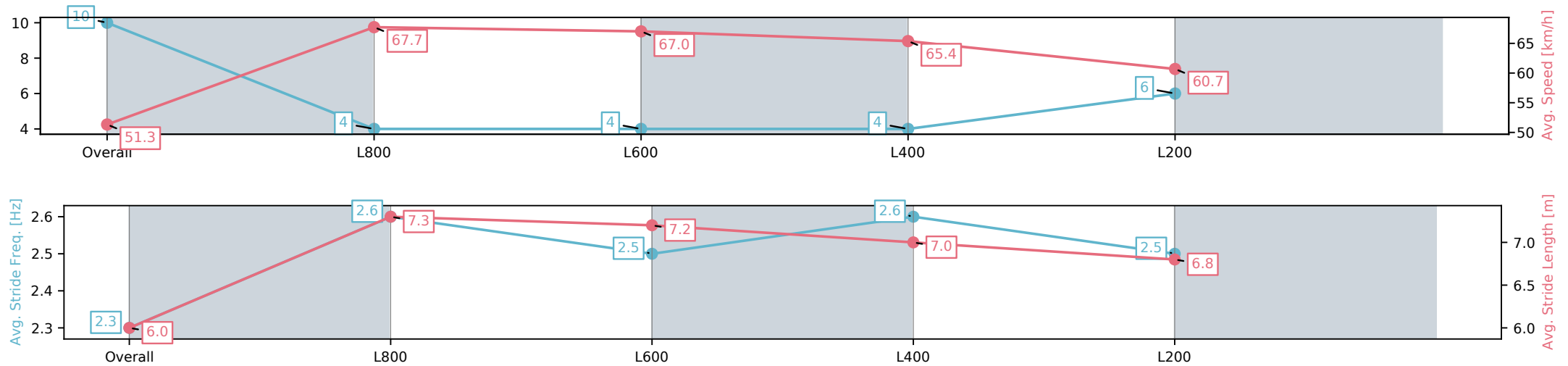
Race 5: Duttons - Easy To Do Business With Handicap -
1000m

14 June 2025 - 1:19PM

Track Rating: Soft 6, Weather: Overcast, Rail Position: +5m Entire



Section	Overall	L800	L600	L400	L200
Section Times	0:58.47[10] (0:14.03)	0:44.44[4] (0:10.71)	0:33.73[4] (0:10.85)	0:22.88[4] (0:11.03)	0:11.85[6] (0:11.85)
Average Speed [km/h]	51.3	67.7	67.0	65.4	60.7
Top Speed [km/h]	67.3	69.1	68.1	67.1	63.7
Avg. Dist. to Rail [m]	1.0	2.2	2.8	6.0	7.1
Avg. Stride Freq. [Hz]	2.3	2.6	2.5	2.6	2.5
Avg. Stride Length [m]	6.0	7.3	7.2	7.0	6.8



[] Ranking at each section and finish
-:-:- No data available at this section
NA No data available

Horse/Jockey Name	OUTPOST/Felicity Atkinson
Finish Rank	11
Fastest Section Time (Section)	0:10.89 (L600)
Top Speed [km/h] (Section)	69.3 (L800)
Race State	Finished



Thomas Farms Rc Murray Bridge-
Professional-2025-06-14

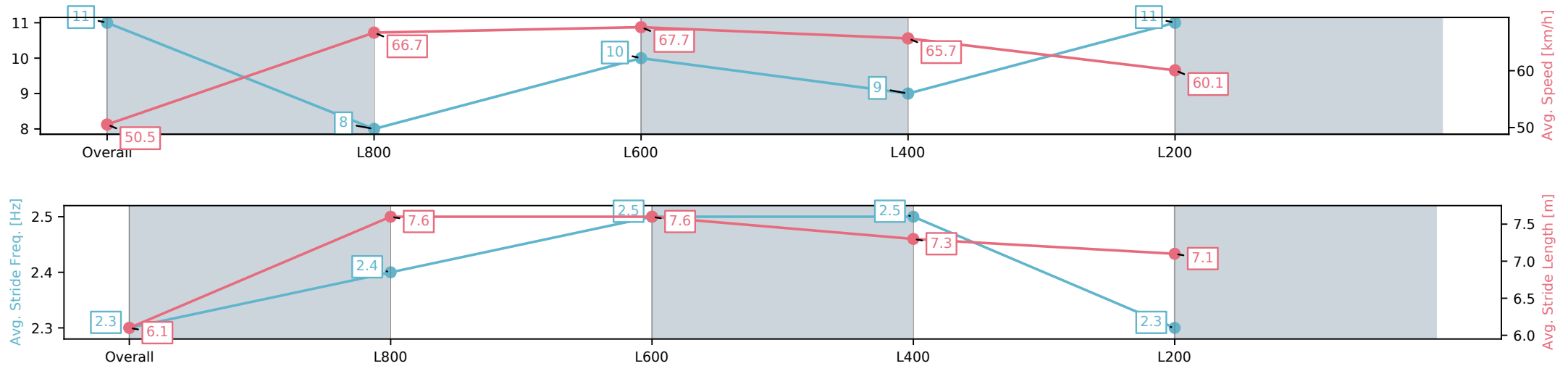
Race 5: Duttons - Easy To Do Business With Handicap -
1000m

14 June 2025 - 1:19PM

Track Rating: Soft 6, Weather: Overcast, Rail Position: +5m Entire



Section	Overall	L800	L600	L400	L200
Section Times	0:59.13[11] (0:14.28)	0:44.84[8] (0:11.00)	0:33.84[10] (0:10.89)	0:22.95[9] (0:10.97)	0:11.98[11] (0:11.98)
Average Speed [km/h]	50.5	66.7	67.7	65.7	60.1
Top Speed [km/h]	65.7	68.9	69.3	67.7	64.1
Avg. Dist. to Rail [m]	6.4	5.9	6.3	11.7	12.6
Avg. Stride Freq. [Hz]	2.3	2.4	2.5	2.5	2.3
Avg. Stride Length [m]	6.1	7.6	7.6	7.3	7.1



[] Ranking at each section and finish
-:-:- No data available at this section
NA No data available