



Thomas Farms Rc Murray Bridge-Professional-2025-06-14

Race 4: Thomas Farms Racing Rewards SA Three-Year-Old Plate - 1200m

14 June 2025 - 12:45PM

Track Rating: Soft 6, Weather: Overcast, Rail Position: +5m Entire



Section Field Times							Overall	L1000	L800	L600	L400	L200		
							1:10.43 (0:13.94)	0:56.49 (0:11.22)	0:45.27 (0:11.40)	0:33.87 (0:11.14)	0:22.73 (0:11.01)	0:11.72 (0:11.72)		
Position	#	Horse/Jockey	Barrier	Top Speed [km/h]	Fastest Section	First 400m							Margin	Distance Travelled From Winner [m]
1	10	THE SPRINKLER	6	67.8	0:10.77	0:25.80	1:10.43	0:55.89 [6]	0:44.63 [8]	0:33.21 [8]	0:22.19 [6]	0:11.42 [4]	1:10.43	
		Lachlan Neindorf		600-400	400-200		(0:14.54)	(0:11.26)	(0:11.42)	(0:11.02)	(0:10.77)	(0:11.42)		
2	1	COLMAR	8	68.2	0:11.01	0:25.16	1:10.45	0:56.33 [2]	0:45.29 [1]	0:33.89 [1]	0:22.75 [1]	0:11.74 [1]	0.1L	-3
		Margaret Collett		800-600	400-200		(0:14.12)	(0:11.04)	(0:11.40)	(0:11.14)	(0:11.01)	(0:11.74)		
3	5	OUT OF SQUARE	7	67.5	0:10.90	0:25.57	1:10.47	0:56.13 [4]	0:44.89 [5]	0:33.38 [6]	0:22.38 [4]	0:11.48 [3]	0.25L	-2
		Jake Toeroek		600-400	400-200		(0:14.34)	(0:11.24)	(0:11.51)	(0:11.00)	(0:10.90)	(0:11.48)		
4	3	ENUFF SEDUCTION	1	68.3	0:10.87	0:25.91	1:10.61	0:55.99 [8]	0:44.70 [9]	0:33.30 [10]	0:22.32 [7]	0:11.45 [6]	1.09L	-3
		Caitlin Jones		800-600	400-200		(0:14.62)	(0:11.28)	(0:11.40)	(0:10.98)	(0:10.87)	(0:11.45)		
5	6	ANGEL TORQUE	10	68.0	0:10.92	0:25.31	1:10.70	0:56.31 [5]	0:45.39 [3]	0:33.87 [3]	0:22.81 [2]	0:11.88 [2]	1.7L	-2
		Emily Finnegan		1200-1000	1000-800		(0:14.39)	(0:10.92)	(0:11.52)	(0:11.06)	(0:10.93)	(0:11.88)		
6	11	TRIPOD TERROR	4	67.4	0:10.92	0:25.55	1:10.74	0:56.47 [3]	0:45.19 [4]	0:33.66 [4]	0:22.56 [5]	0:11.64 [5]	1.95L	-4
		Jacob Opperman		600-400	400-200		(0:14.27)	(0:11.28)	(0:11.53)	(0:11.10)	(0:10.92)	(0:11.64)		
7	9	SILVER LIFESTYLE	11	66.0	0:11.27	0:25.27	1:11.07	0:57.13 [1]	0:45.80 [2]	0:34.33 [2]	0:23.06 [3]	0:11.75 [7]	4.01L	-4
		Justin Potter		1200-1000	600-400		(0:13.94)	(0:11.33)	(0:11.47)	(0:11.27)	(0:11.31)	(0:11.75)		
8	12	HYSTERICAL LADY	3	66.0	0:11.16	0:25.71	1:11.25	0:56.70 [7]	0:45.54 [7]	0:34.07 [7]	0:22.79 [9]	0:11.59 [9]	5.1L	-2
		Rochelle Milnes		800-600	1000-800		(0:14.55)	(0:11.16)	(0:11.47)	(0:11.28)	(0:11.20)	(0:11.59)		
9	2	BOUNCING BEYOND	9	67.2	0:11.07	0:25.70	1:11.53	0:56.90 [9]	0:45.83 [6]	0:34.44 [5]	0:23.17 [8]	0:11.91 [8]	6.86L	+0
		Jason Holder		1200-1000	1000-800		(0:14.63)	(0:11.07)	(0:11.39)	(0:11.27)	(0:11.26)	(0:11.91)		
10	7	COSMIC SPY	5	65.6	0:11.26	0:25.95	1:12.01	0:57.32 [10]	0:46.06 [10]	0:34.75 [9]	0:23.49 [10]	0:12.09 [10]	9.84L	+1
		Teagan Voorham		800-600	1000-800		(0:14.69)	(0:11.26)	(0:11.31)	(0:11.26)	(0:11.40)	(0:12.09)		

Scratched: Up The Den (#4)

Report Created: Sat 14 June 2025 13:35:16 GMT+10 (Note: Timing is based on positional data)

Page 1/13

[] Position in running at each section and finish
-:-:- No data available at this section
NA No data available
█ Background shading for fastest section

Saddle cloth number
DNF Did not finish
DNT Did not track



Thomas Farms Rc Murray Bridge-Professional-2025-06-14

Race 4: Thomas Farms Racing Rewards SA Three-Year-Old Plate - 1200m

14 June 2025 - 12:45PM

Track Rating: Soft 6, Weather: Overcast, Rail Position: +5m Entire



Section Field Times

Section							Overall	L1000	L800	L600	L400	L200		
Field Times							1:10.43	0:56.49	0:45.27	0:33.87	0:22.73	0:11.72		
							(0:13.94)	(0:11.22)	(0:11.40)	(0:11.14)	(0:11.01)	(0:11.72)		
Position	#	Horse/Jockey	Barrier	Top Speed [km/h]	Fastest Section	First 400m							Margin	Distance Travelled From Winner [m]
11	8	MYSTIC WONDER	2	66.4	0:10.98	0:26.69	1:15.11	0:59.40 [11]	0:48.42 [11]	0:37.18 [11]	0:25.88 [11]	0:13.98 [11]	29.22L	-4
		Taylor Johnstone		1200-1000	1000-800		(0:15.71)	(0:10.98)	(0:11.24)	(0:11.30)	(0:11.90)	(0:13.98)		

Scratched: Up The Den (#4)

Horse/Jockey Name	THE SPRINKLER/Lachlan Neindorf
Finish Rank	1
Fastest Section Time (Section)	0:10.77 (L400)
Top Speed [km/h] (Section)	67.8 (L600)
Race State	Finished



Thomas Farms Rc Murray Bridge-
Professional-2025-06-14

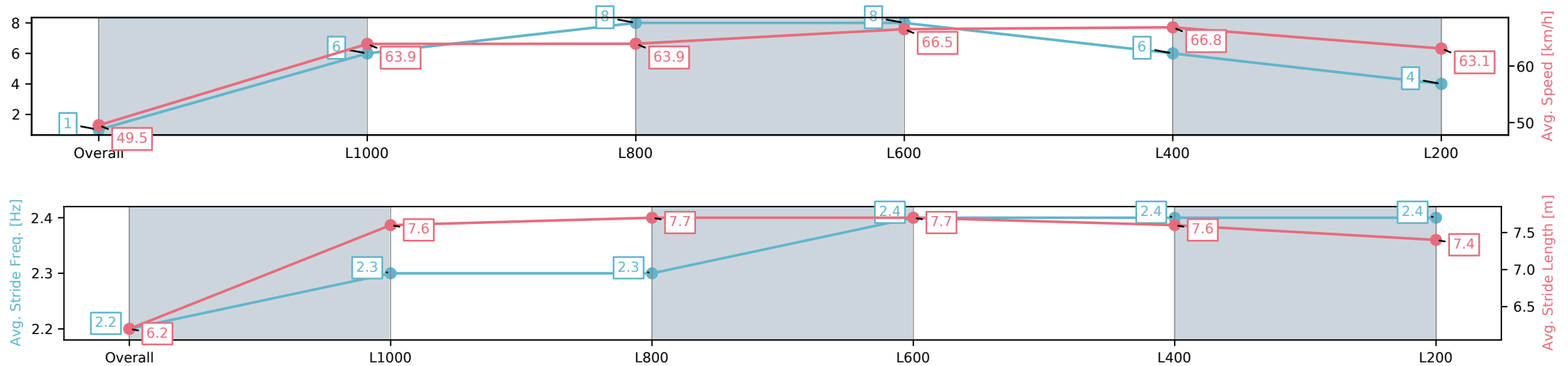
Race 4: Thomas Farms Racing Rewards SA Three-Year-Old
Plate - 1200m

14 June 2025 - 12:45PM

Track Rating: Soft 6, Weather: Overcast, Rail Position: +5m Entire



Section	Overall	L1000	L800	L600	L400	L200
Section Times	1:10.43[1] (0:14.54)	0:55.89[6] (0:11.26)	0:44.63[8] (0:11.42)	0:33.21[8] (0:11.02)	0:22.19[6] (0:10.77)	0:11.42[4] (0:11.42)
Average Speed [km/h]	49.5	63.9	63.9	66.5	66.8	63.1
Top Speed [km/h]	65.6	65.6	64.7	67.7	67.8	65.8
Avg. Dist. to Rail [m]	1.9	0.3	3.9	4.5	8.8	10.1
Avg. Stride Freq. [Hz]	2.2	2.3	2.3	2.4	2.4	2.4
Avg. Stride Length [m]	6.2	7.6	7.7	7.7	7.6	7.4



[] Ranking at each section and finish
-:-:- No data available at this section
NA No data available

Horse/Jockey Name	COLMAR/Margaret Collett
Finish Rank	2
Fastest Section Time (Section)	0:11.01 (L400)
Top Speed [km/h] (Section)	68.2 (L800)
Race State	Finished



Thomas Farms Rc Murray Bridge-
Professional-2025-06-14

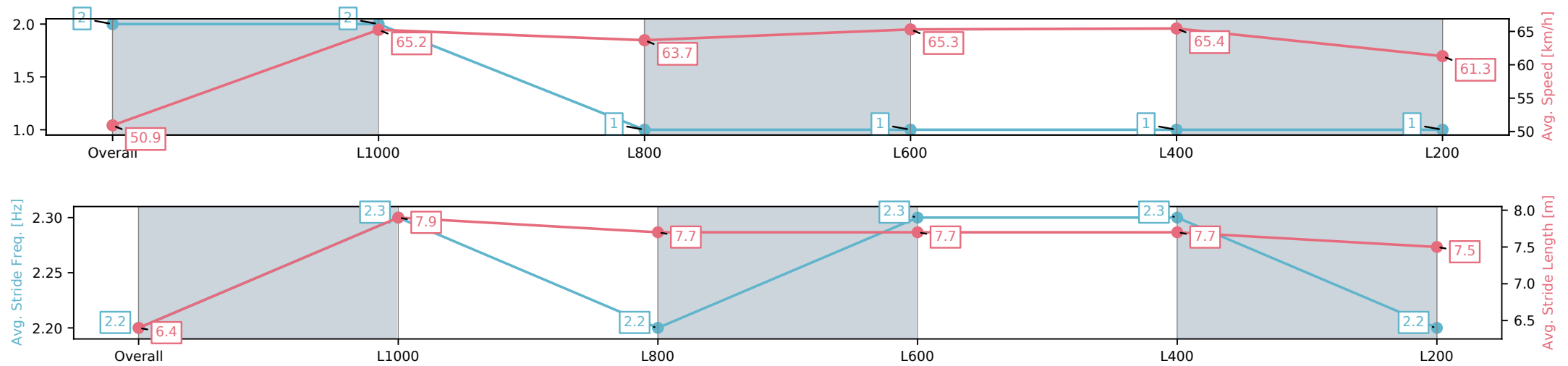
Race 4: Thomas Farms Racing Rewards SA Three-Year-Old
Plate - 1200m

14 June 2025 - 12:45PM

Track Rating: Soft 6, Weather: Overcast, Rail Position: +5m Entire



Section	Overall	L1000	L800	L600	L400	L200
Section Times	1:10.45[2] (0:14.12)	0:56.33[2] (0:11.04)	0:45.29[1] (0:11.40)	0:33.89[1] (0:11.14)	0:22.75[1] (0:11.01)	0:11.74[1] (0:11.74)
Average Speed [km/h]	50.9	65.2	63.7	65.3	65.4	61.3
Top Speed [km/h]	67.3	66.9	65.3	68.2	67.6	63.5
Avg. Dist. to Rail [m]	2.7	2.5	1.9	2.5	4.2	5.7
Avg. Stride Freq. [Hz]	2.2	2.3	2.2	2.3	2.3	2.2
Avg. Stride Length [m]	6.4	7.9	7.7	7.7	7.7	7.5



[] Ranking at each section and finish
-:-:- No data available at this section
NA No data available

Horse/Jockey Name	OUT OF SQUARE/Jake Toeroek
Finish Rank	3
Fastest Section Time (Section)	0:10.90 (L400)
Top Speed [km/h] (Section)	67.5 (L600)
Race State	Finished



Thomas Farms Rc Murray Bridge-
Professional-2025-06-14

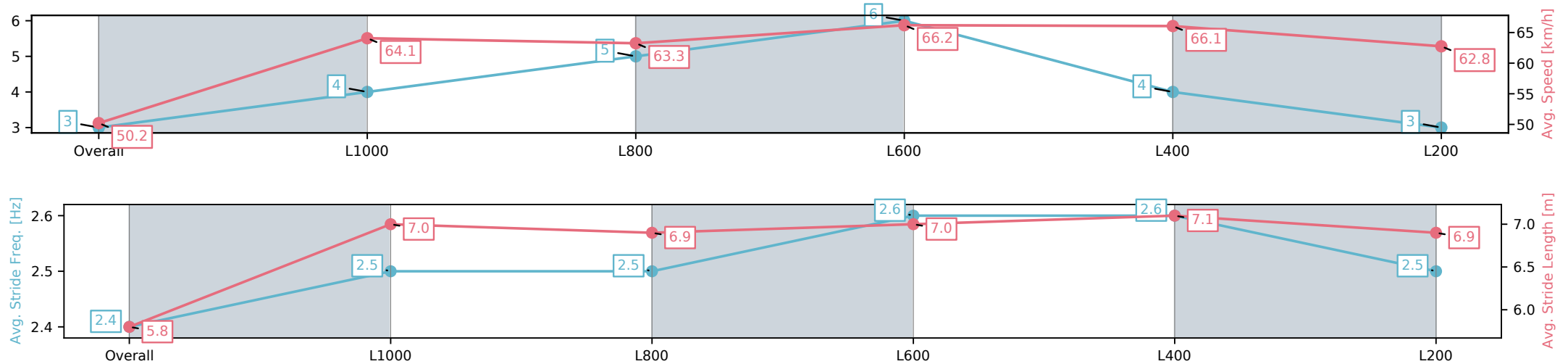
Race 4: Thomas Farms Racing Rewards SA Three-Year-Old
Plate - 1200m

14 June 2025 - 12:45PM

Track Rating: Soft 6, Weather: Overcast, Rail Position: +5m Entire



Section	Overall	L1000	L800	L600	L400	L200
Section Times	1:10.47[3] (0:14.34)	0:56.13[4] (0:11.24)	0:44.89[5] (0:11.51)	0:33.38[6] (0:11.00)	0:22.38[4] (0:10.90)	0:11.48[3] (0:11.48)
Average Speed [km/h]	50.2	64.1	63.3	66.2	66.1	62.8
Top Speed [km/h]	64.8	65.3	64.4	67.4	67.5	64.5
Avg. Dist. to Rail [m]	1.6	0.9	2.8	3.0	6.7	8.5
Avg. Stride Freq. [Hz]	2.4	2.5	2.5	2.6	2.6	2.5
Avg. Stride Length [m]	5.8	7.0	6.9	7.0	7.1	6.9



[] Ranking at each section and finish
-:-:- No data available at this section
NA No data available

Horse/Jockey Name	ENUFF SEDUCTION/Caitlin Jones
Finish Rank	4
Fastest Section Time (Section)	0:10.87 (L400)
Top Speed [km/h] (Section)	68.3 (L800)
Race State	Finished



Thomas Farms Rc Murray Bridge-
Professional-2025-06-14

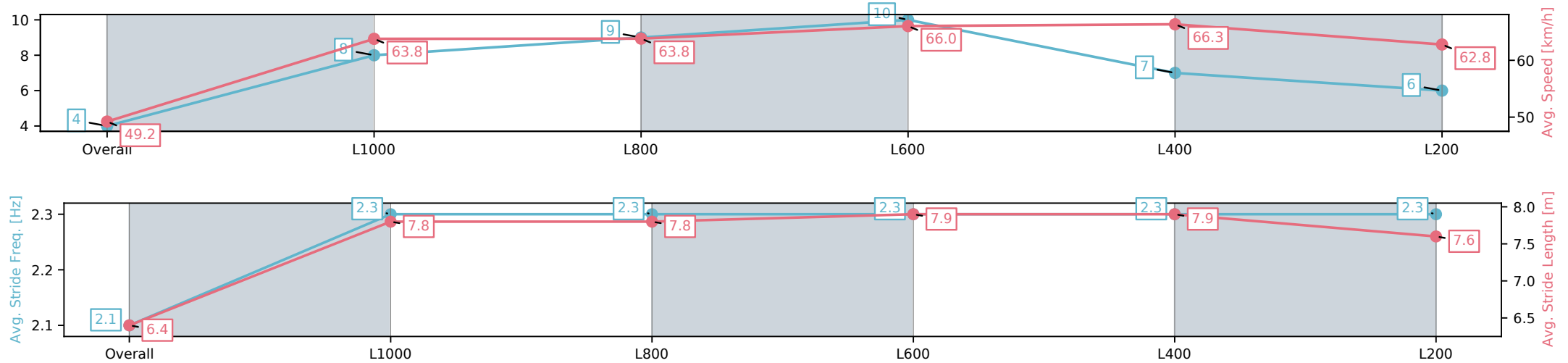
Race 4: Thomas Farms Racing Rewards SA Three-Year-Old
Plate - 1200m

14 June 2025 - 12:45PM

Track Rating: Soft 6, Weather: Overcast, Rail Position: +5m Entire



Section	Overall	L1000	L800	L600	L400	L200
Section Times	1:10.61[4] (0:14.62)	0:55.99[8] (0:11.28)	0:44.70[9] (0:11.40)	0:33.30[10] (0:10.98)	0:22.32[7] (0:10.87)	0:11.45[6] (0:11.45)
Average Speed [km/h]	49.2	63.8	63.8	66.0	66.3	62.8
Top Speed [km/h]	62.7	65.3	65.1	68.3	68.1	64.6
Avg. Dist. to Rail [m]	1.3	1.3	2.3	2.5	3.6	4.5
Avg. Stride Freq. [Hz]	2.1	2.3	2.3	2.3	2.3	2.3
Avg. Stride Length [m]	6.4	7.8	7.8	7.9	7.9	7.6



[] Ranking at each section and finish
-:-:- No data available at this section
NA No data available

Horse/Jockey Name	ANGEL TORQUE/Emily Finnegan
Finish Rank	5
Fastest Section Time (Section)	0:10.92 (L1000)
Top Speed [km/h] (Section)	68.0 (Overall)
Race State	Finished



Thomas Farms Rc Murray Bridge-
Professional-2025-06-14

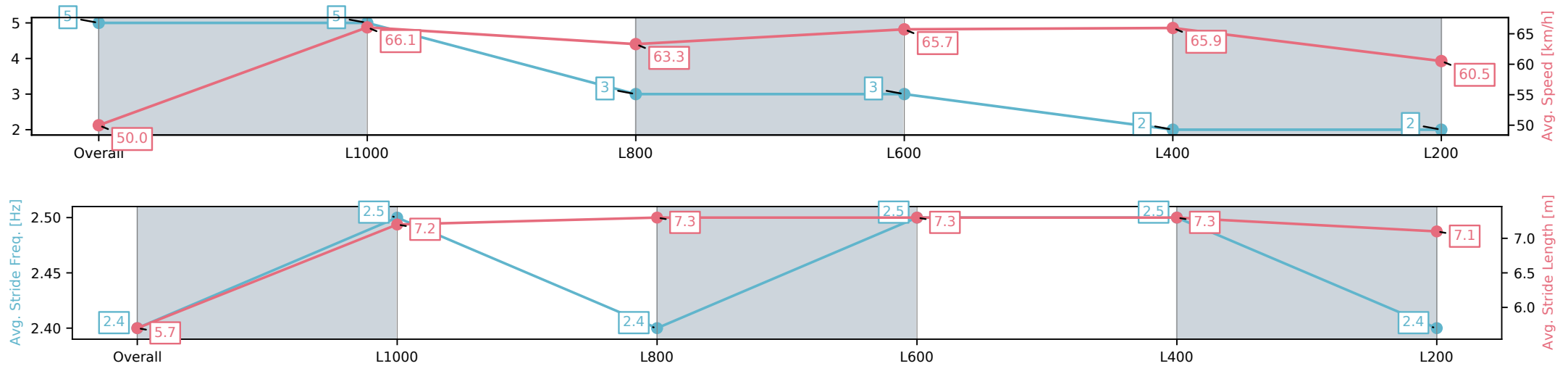
Race 4: Thomas Farms Racing Rewards SA Three-Year-Old
Plate - 1200m

14 June 2025 - 12:45PM

Track Rating: Soft 6, Weather: Overcast, Rail Position: +5m Entire



Section	Overall	L1000	L800	L600	L400	L200
Section Times	1:10.70[5] (0:14.39)	0:56.31[5] (0:10.92)	0:45.39[3] (0:11.52)	0:33.87[3] (0:11.06)	0:22.81[2] (0:10.93)	0:11.88[2] (0:11.88)
Average Speed [km/h]	50.0	66.1	63.3	65.7	65.9	60.5
Top Speed [km/h]	66.8	68.0	64.3	67.2	66.8	64.4
Avg. Dist. to Rail [m]	5.3	1.1	3.8	2.4	6.0	7.6
Avg. Stride Freq. [Hz]	2.4	2.5	2.4	2.5	2.5	2.4
Avg. Stride Length [m]	5.7	7.2	7.3	7.3	7.3	7.1



[] Ranking at each section and finish
-:-:- No data available at this section
NA No data available

Horse/Jockey Name	TRIPOD TERROR/Jacob Opperman
Finish Rank	6
Fastest Section Time (Section)	0:10.92 (L400)
Top Speed [km/h] (Section)	67.4 (L600)
Race State	Finished



Thomas Farms Rc Murray Bridge-
Professional-2025-06-14

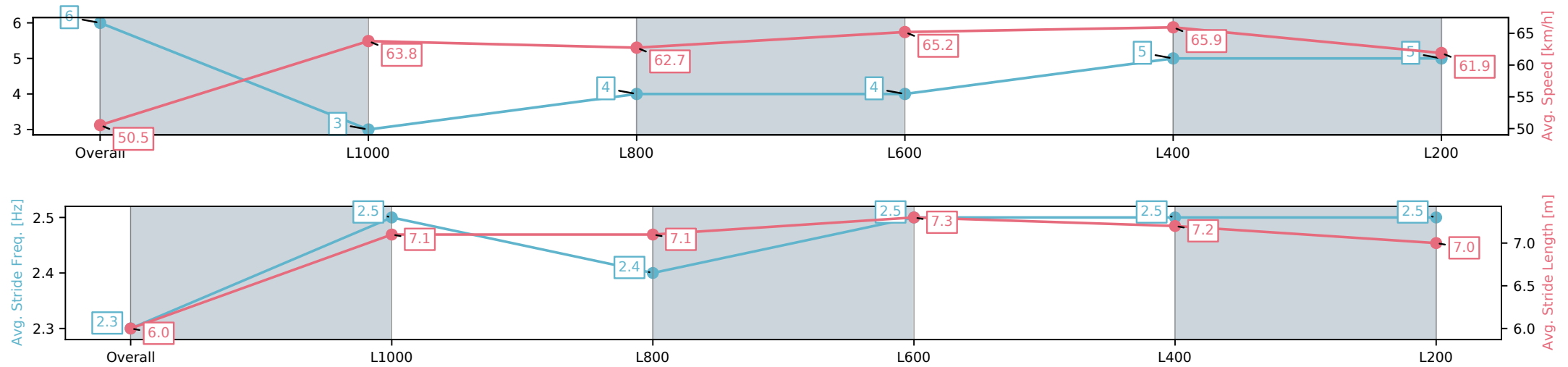
Race 4: Thomas Farms Racing Rewards SA Three-Year-Old
Plate - 1200m

14 June 2025 - 12:45PM

Track Rating: Soft 6, Weather: Overcast, Rail Position: +5m Entire



Section	Overall	L1000	L800	L600	L400	L200
Section Times	1:10.74[6] (0:14.27)	0:56.47[3] (0:11.28)	0:45.19[4] (0:11.53)	0:33.66[4] (0:11.10)	0:22.56[5] (0:10.92)	0:11.64[5] (0:11.64)
Average Speed [km/h]	50.5	63.8	62.7	65.2	65.9	61.9
Top Speed [km/h]	65.1	66.5	64.3	66.1	67.4	63.8
Avg. Dist. to Rail [m]	1.4	1.5	1.5	1.7	4.3	4.1
Avg. Stride Freq. [Hz]	2.3	2.5	2.4	2.5	2.5	2.5
Avg. Stride Length [m]	6.0	7.1	7.1	7.3	7.2	7.0



[] Ranking at each section and finish
-:-:- No data available at this section
NA No data available

Horse/Jockey Name	SILVER LIFESTYLE/Justin Potter
Finish Rank	7
Fastest Section Time (Section)	0:11.27 (L600)
Top Speed [km/h] (Section)	66.0 (Overall)
Race State	Finished



Thomas Farms Rc Murray Bridge-
Professional-2025-06-14

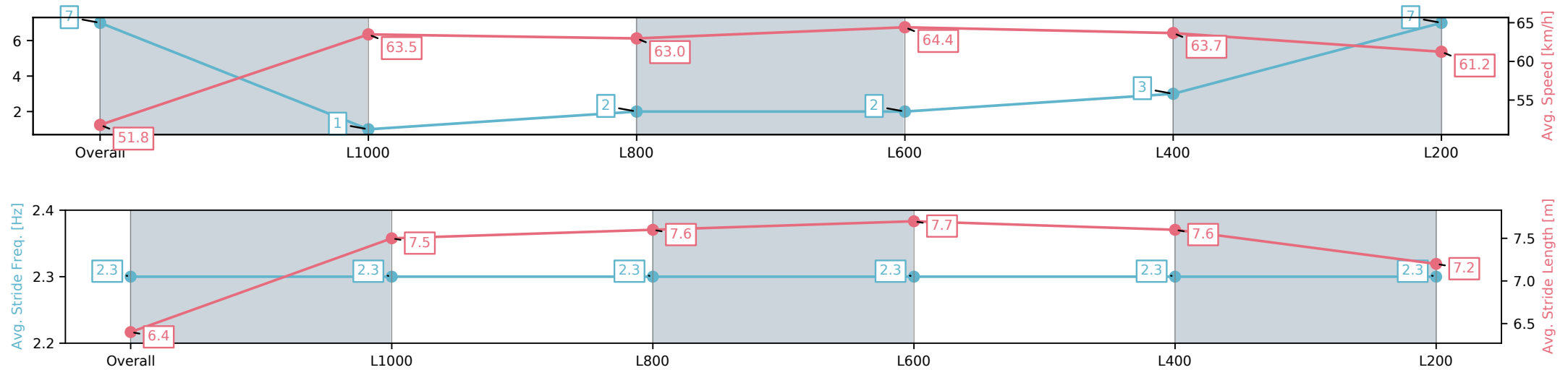
Race 4: Thomas Farms Racing Rewards SA Three-Year-Old
Plate - 1200m

14 June 2025 - 12:45PM

Track Rating: Soft 6, Weather: Overcast, Rail Position: +5m Entire



Section	Overall	L1000	L800	L600	L400	L200
Section Times	1:11.07[7] (0:13.94)	0:57.13[1] (0:11.33)	0:45.80[2] (0:11.47)	0:34.33[2] (0:11.27)	0:23.06[3] (0:11.31)	0:11.75[7] (0:11.75)
Average Speed [km/h]	51.8	63.5	63.0	64.4	63.7	61.2
Top Speed [km/h]	66.0	65.8	64.3	65.7	65.5	62.7
Avg. Dist. to Rail [m]	6.3	1.7	1.2	1.8	2.5	4.3
Avg. Stride Freq. [Hz]	2.3	2.3	2.3	2.3	2.3	2.3
Avg. Stride Length [m]	6.4	7.5	7.6	7.7	7.6	7.2



[] Ranking at each section and finish
-:-:- No data available at this section
NA No data available

Horse/Jockey Name	HYSTERICAL LADY/Rochelle Milnes
Finish Rank	8
Fastest Section Time (Section)	0:11.16 (L1000)
Top Speed [km/h] (Section)	66.0 (L800)
Race State	Finished



Thomas Farms Rc Murray Bridge-
Professional-2025-06-14

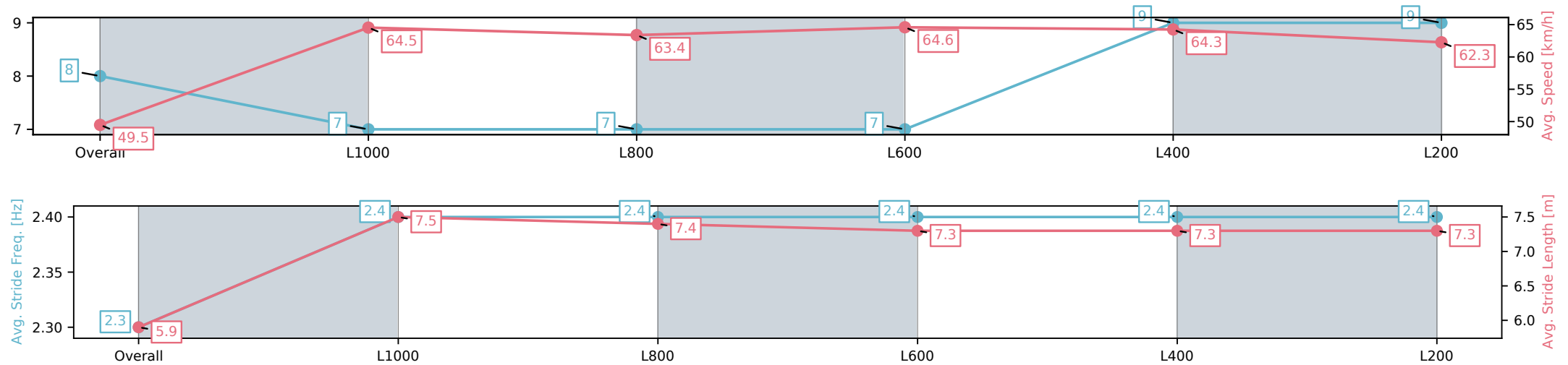
Race 4: Thomas Farms Racing Rewards SA Three-Year-Old
Plate - 1200m

14 June 2025 - 12:45PM

Track Rating: Soft 6, Weather: Overcast, Rail Position: +5m Entire



Section	Overall	L1000	L800	L600	L400	L200
Section Times	1:11.25[8] (0:14.55)	0:56.70[7] (0:11.16)	0:45.54[7] (0:11.47)	0:34.07[7] (0:11.28)	0:22.79[9] (0:11.20)	0:11.59[9] (0:11.59)
Average Speed [km/h]	49.5	64.5	63.4	64.6	64.3	62.3
Top Speed [km/h]	64.6	65.2	64.5	66.0	65.7	63.6
Avg. Dist. to Rail [m]	0.9	1.9	2.3	3.4	6.5	7.2
Avg. Stride Freq. [Hz]	2.3	2.4	2.4	2.4	2.4	2.4
Avg. Stride Length [m]	5.9	7.5	7.4	7.3	7.3	7.3



[] Ranking at each section and finish
-:-:- No data available at this section
NA No data available

Horse/Jockey Name	BOUNCING BEYOND/Jason Holder
Finish Rank	9
Fastest Section Time (Section)	0:11.07 (L1000)
Top Speed [km/h] (Section)	67.2 (Overall)
Race State	Finished



Thomas Farms Rc Murray Bridge-
Professional-2025-06-14

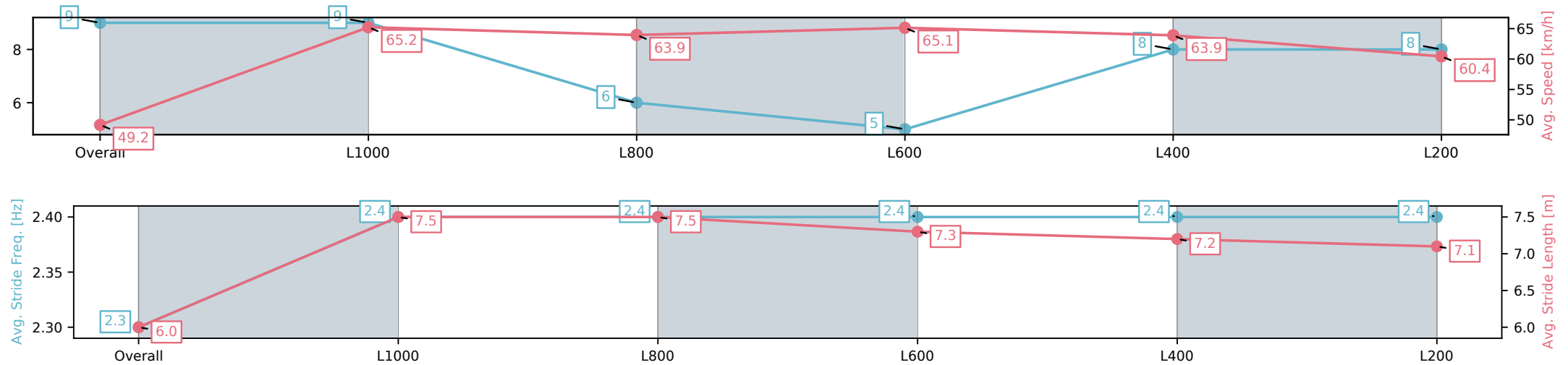
Race 4: Thomas Farms Racing Rewards SA Three-Year-Old
Plate - 1200m

14 June 2025 - 12:45PM

Track Rating: Soft 6, Weather: Overcast, Rail Position: +5m Entire



Section	Overall	L1000	L800	L600	L400	L200
Section Times	1:11.53[9] (0:14.63)	0:56.90[9] (0:11.07)	0:45.83[6] (0:11.39)	0:34.44[5] (0:11.27)	0:23.17[8] (0:11.26)	0:11.91[8] (0:11.91)
Average Speed [km/h]	49.2	65.2	63.9	65.1	63.9	60.4
Top Speed [km/h]	66.8	67.2	65.6	66.7	66.7	62.7
Avg. Dist. to Rail [m]	2.9	1.2	3.3	5.0	7.4	7.9
Avg. Stride Freq. [Hz]	2.3	2.4	2.4	2.4	2.4	2.4
Avg. Stride Length [m]	6.0	7.5	7.5	7.3	7.2	7.1



[] Ranking at each section and finish
-:-:- No data available at this section
NA No data available

Horse/Jockey Name	COSMIC SPY/Teagan Voorham
Finish Rank	10
Fastest Section Time (Section)	0:11.26 (L1000)
Top Speed [km/h] (Section)	65.6 (L800)
Race State	Finished



Thomas Farms Rc Murray Bridge-
Professional-2025-06-14

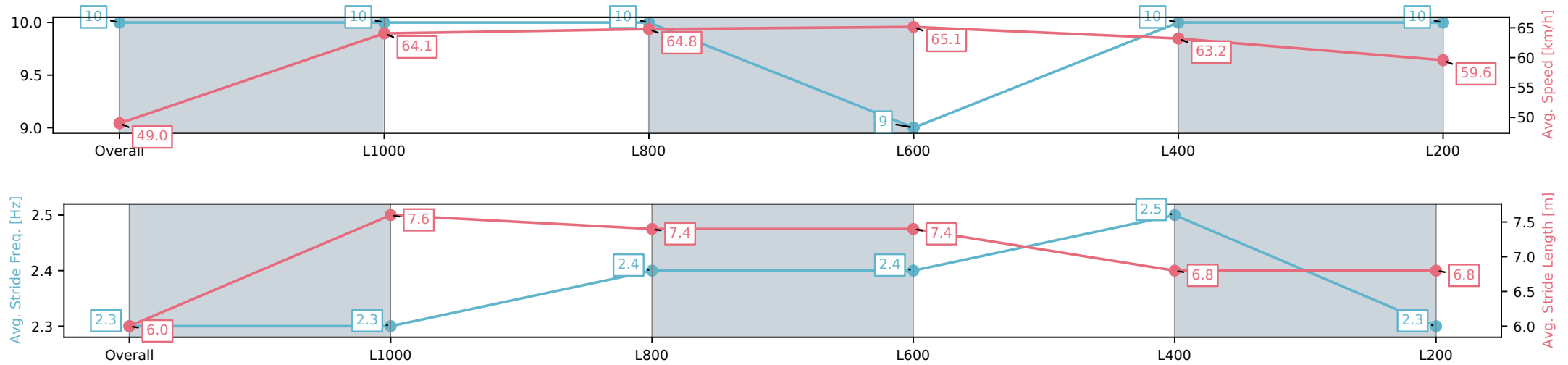
Race 4: Thomas Farms Racing Rewards SA Three-Year-Old
Plate - 1200m

14 June 2025 - 12:45PM

Track Rating: Soft 6, Weather: Overcast, Rail Position: +5m Entire



Section	Overall	L1000	L800	L600	L400	L200
Section Times	1:12.01[10] (0:14.69)	0:57.32[10] (0:11.26)	0:46.06[10] (0:11.31)	0:34.75[9] (0:11.26)	0:23.49[10] (0:11.40)	0:12.09[10] (0:12.09)
Average Speed [km/h]	49.0	64.1	64.8	65.1	63.2	59.6
Top Speed [km/h]	64.5	65.5	65.3	65.6	65.1	61.5
Avg. Dist. to Rail [m]	1.4	0.7	4.8	5.3	9.8	11.1
Avg. Stride Freq. [Hz]	2.3	2.3	2.4	2.4	2.5	2.3
Avg. Stride Length [m]	6.0	7.6	7.4	7.4	6.8	6.8



[] Ranking at each section and finish
-:-:- No data available at this section
NA No data available

Horse/Jockey Name	MYSTIC WONDER/Taylor Johnstone
Finish Rank	11
Fastest Section Time (Section)	0:10.98 (L1000)
Top Speed [km/h] (Section)	66.4 (Overall)
Race State	Finished



Thomas Farms Rc Murray Bridge-
Professional-2025-06-14

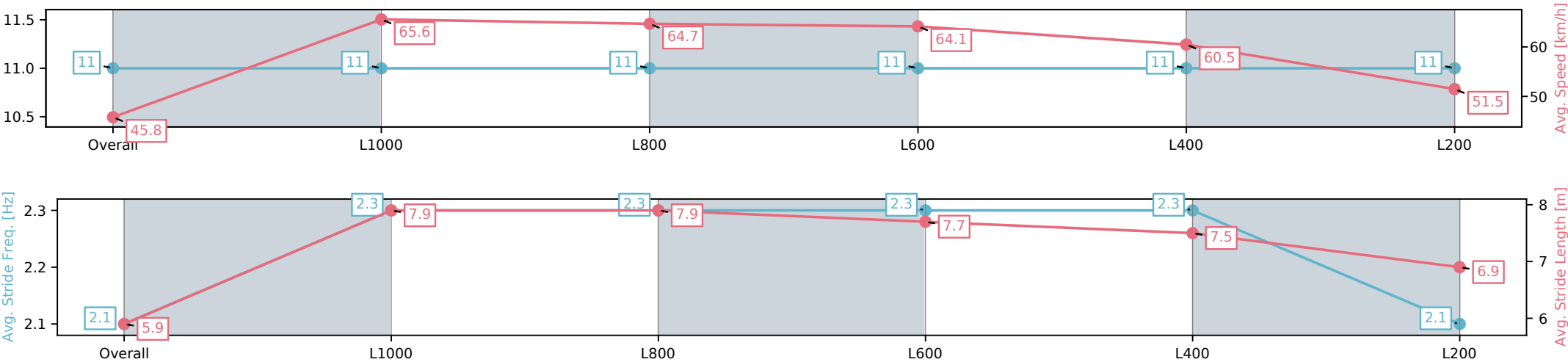
Race 4: Thomas Farms Racing Rewards SA Three-Year-Old
Plate - 1200m

14 June 2025 - 12:45PM

Track Rating: Soft 6, Weather: Overcast, Rail Position: +5m Entire



Section	Overall	L1000	L800	L600	L400	L200
Section Times	1:15.11[11] (0:15.71)	0:59.40[11] (0:10.98)	0:48.42[11] (0:11.24)	0:37.18[11] (0:11.30)	0:25.88[11] (0:11.90)	0:13.98[11] (0:13.98)
Average Speed [km/h]	45.8	65.6	64.7	64.1	60.5	51.5
Top Speed [km/h]	66.1	66.4	65.4	65.7	62.8	57.4
Avg. Dist. to Rail [m]	1.2	0.7	3.1	1.7	4.2	4.7
Avg. Stride Freq. [Hz]	2.1	2.3	2.3	2.3	2.3	2.1
Avg. Stride Length [m]	5.9	7.9	7.9	7.7	7.5	6.9



[] Ranking at each section and finish
-:-:- No data available at this section
NA No data available