



Thomas Farms Rc Murray Bridge-Professional-2025-06-14

Race 3: Magic Millions Racing Rewards SA Two-Year-Old Plate - 1200m

14 June 2025 - 12:08PM

Track Rating: Soft 6, Weather: Overcast, Rail Position: +5m Entire



Section Field Times							Overall	L1000	L800	L600	L400	L200		
							1:11.10 (0:14.06)	0:57.04 (0:10.92)	0:46.13 (0:11.45)	0:34.68 (0:11.49)	0:23.18 (0:11.23)	0:11.95 (0:11.95)		
Position	#	Horse/Jockey	Barrier	Top Speed [km/h]	Fastest Section	First 400m							Margin	Distance Travelled From Winner [m]
1	6	MATAHGA	11	67.9	0:10.90	0:26.00	1:11.10	0:56.23 [9]	0:45.10 [9]	0:33.68 [9]	0:22.60 [9]	0:11.70 [6]	1:11.10	
		Jacob Opperman		800-600	400-200		(0:14.87)	(0:11.13)	(0:11.42)	(0:11.08)	(0:10.90)	(0:11.70)		
2	7	MOSTLY FOR SHOW	10	66.4	0:10.97	0:25.47	1:11.17	0:56.67 [7]	0:45.70 [6]	0:34.35 [6]	0:23.14 [3]	0:11.92 [3]	0.48L	+2
		Lachlan Neindorf		1200-1000	1000-800		(0:14.50)	(0:10.97)	(0:11.35)	(0:11.21)	(0:11.22)	(0:11.92)		
3	10	OAK PARK MADDISON	4	66.8	0:11.01	0:25.16	1:11.21	0:57.06 [2]	0:46.05 [2]	0:34.66 [2]	0:23.30 [2]	0:12.07 [1]	0.7L	-2
		Rochelle Milnes		1200-1000	1000-800		(0:14.15)	(0:11.01)	(0:11.39)	(0:11.36)	(0:11.23)	(0:12.07)		
4	8	SI SENORA	6	66.2	0:11.04	0:25.50	1:11.24	0:56.78 [6]	0:45.74 [7]	0:34.37 [7]	0:22.98 [7]	0:11.93 [4]	0.91L	+1
		Jake Toeroek		600-400	1000-800		(0:14.46)	(0:11.04)	(0:11.37)	(0:11.39)	(0:11.05)	(0:11.93)		
5	11	PRETTY PERKY	1	67.7	0:10.92	0:24.97	1:11.33	0:57.28 [1]	0:46.36 [1]	0:34.91 [1]	0:23.42 [1]	0:12.09 [2]	1.45L	-2
		Alan Lai		1200-1000	1000-800		(0:14.05)	(0:10.92)	(0:11.45)	(0:11.49)	(0:11.33)	(0:12.09)		
6	13	SYNTHESISE	3	66.1	0:11.09	0:25.27	1:11.41	0:57.23 [3]	0:46.14 [3]	0:34.72 [3]	0:23.36 [4]	0:12.06 [5]	1.99L	-3
		Jessica Tzaferis		1200-1000	1000-800		(0:14.18)	(0:11.09)	(0:11.42)	(0:11.36)	(0:11.30)	(0:12.06)		
7	12	SICILIAN PRINCESS	9	66.3	0:11.05	0:25.59	1:11.53	0:56.99 [8]	0:45.94 [8]	0:34.55 [8]	0:23.24 [8]	0:12.06 [8]	2.71L	+2
		Teagan Voorham		1200-1000	1000-800		(0:14.54)	(0:11.05)	(0:11.39)	(0:11.31)	(0:11.18)	(0:12.06)		
8	5	GOLD TOPAZ	5	66.4	0:11.06	0:25.39	1:11.55	0:57.22 [4]	0:46.16 [5]	0:34.85 [4]	0:23.45 [5]	0:12.13 [7]	2.84L	-2
		Todd Pannell		1200-1000	1000-800		(0:14.33)	(0:11.06)	(0:11.31)	(0:11.40)	(0:11.32)	(0:12.13)		
9	14	TIPTOP TORI	8	66.0	0:11.13	0:26.04	1:11.85	0:56.94 [10]	0:45.81 [10]	0:34.26 [11]	0:23.02 [10]	0:11.70 [10]	4.74L	-1
		Taylor Johnstone		800-600	1000-800		(0:14.91)	(0:11.13)	(0:11.55)	(0:11.24)	(0:11.32)	(0:11.70)		
10	3	BORCHARD	2	67.3	0:10.91	0:25.33	1:11.92	0:57.50 [5]	0:46.59 [4]	0:35.14 [5]	0:23.73 [6]	0:12.24 [9]	5.12L	-4
		Justin Potter		1200-1000	1000-800		(0:14.42)	(0:10.91)	(0:11.45)	(0:11.41)	(0:11.49)	(0:12.24)		

Scratched: Dampen (#1), Ground Control (#2), Artful Miss (#9)

Report Created: Sat 14 June 2025 13:06:01 GMT+10 (Note: Timing is based on positional data)

Page 1/13

[] Position in running at each section and finish
-:-:- No data available at this section
NA No data available
Background shading for fastest section

Saddle cloth number
DNF Did not finish
DNT Did not track



Thomas Farms Rc Murray Bridge-Professional-2025-06-14

Race 3: Magic Millions Racing Rewards SA Two-Year-Old Plate - 1200m

14 June 2025 - 12:08PM

Track Rating: Soft 6, Weather: Overcast, Rail Position: +5m Entire



Section

Field Times

Overall	L1000	L800	L600	L400	L200
1:11.10	0:57.04	0:46.13	0:34.68	0:23.18	0:11.95
(0:14.06)	(0:10.92)	(0:11.45)	(0:11.49)	(0:11.23)	(0:11.95)

Position	#	Horse/Jockey	Barrier	Top Speed [km/h]	Fastest Section	First 400m							Margin	Distance Travelled From Winner [m]
11	4	GALILEO GOLD	7	67.7	0:10.81	0:26.22	1:13.61	0:58.20 [11]	0:47.39 [11]	0:36.13 [10]	0:24.62 [11]	0:12.53 [11]	15.72L	-2
		Jason Holder		1200-1000	1000-800		(0:15.41)	(0:10.81)	(0:11.26)	(0:11.51)	(0:12.09)	(0:12.53)		

Scratched: Dampen (#1), Ground Control (#2), Artful Miss (#9)

Horse/Jockey Name	MATAHGA/Jacob Opperman
Finish Rank	1
Fastest Section Time (Section)	0:10.90 (L400)
Top Speed [km/h] (Section)	67.9 (L800)
Race State	Finished



Thomas Farms Rc Murray Bridge-
Professional-2025-06-14

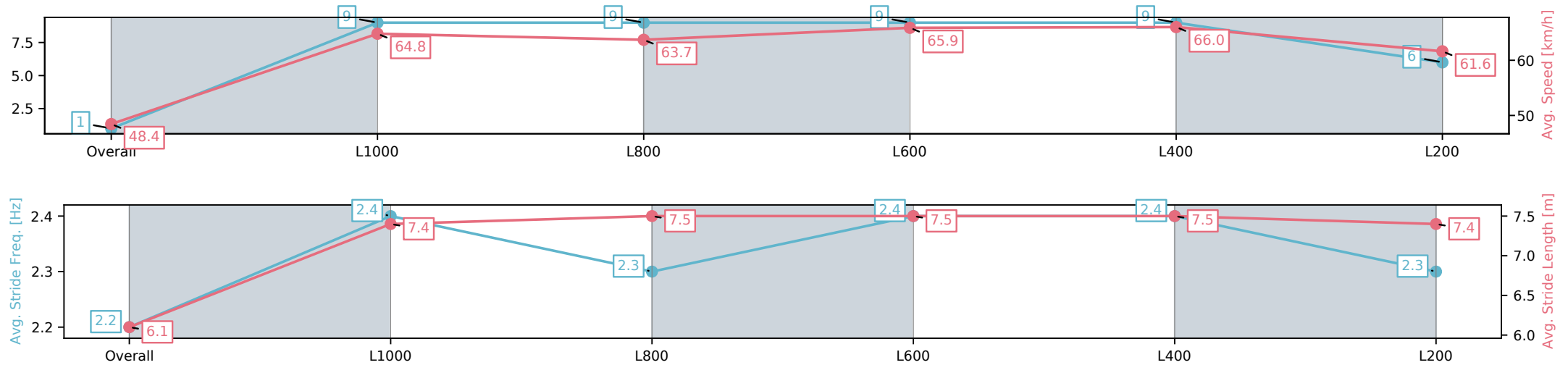
Race 3: Magic Millions Racing Rewards SA Two-Year-Old
Plate - 1200m

14 June 2025 - 12:08PM

Track Rating: Soft 6, Weather: Overcast, Rail Position: +5m Entire



Section	Overall	L1000	L800	L600	L400	L200
Section Times	1:11.10[1] (0:14.87)	0:56.23[9] (0:11.13)	0:45.10[9] (0:11.42)	0:33.68[9] (0:11.08)	0:22.60[9] (0:10.90)	0:11.70[6] (0:11.70)
Average Speed [km/h]	48.4	64.8	63.7	65.9	66.0	61.6
Top Speed [km/h]	63.5	66.5	64.8	67.9	67.9	64.7
Avg. Dist. to Rail [m]	4.6	0.5	3.1	3.9	8.7	8.3
Avg. Stride Freq. [Hz]	2.2	2.4	2.3	2.4	2.4	2.3
Avg. Stride Length [m]	6.1	7.4	7.5	7.5	7.5	7.4



[] Ranking at each section and finish
-:-:- No data available at this section
NA No data available

Horse/Jockey Name	MOSTLY FOR SHOW/Lachlan Neindorf
Finish Rank	2
Fastest Section Time (Section)	0:10.97 (L1000)
Top Speed [km/h] (Section)	66.4 (Overall)
Race State	Finished



Thomas Farms Rc Murray Bridge-
Professional-2025-06-14

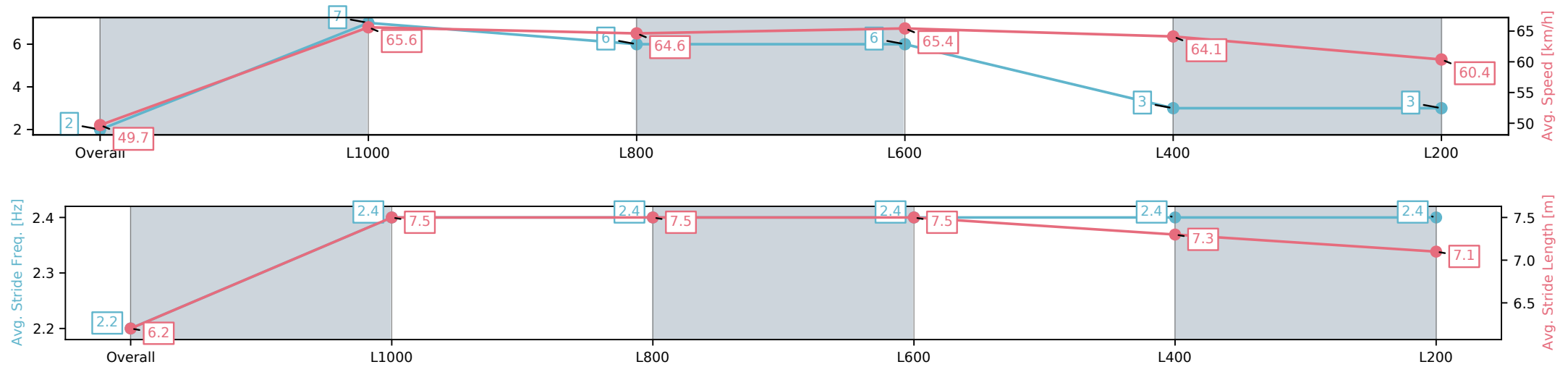
Race 3: Magic Millions Racing Rewards SA Two-Year-Old
Plate - 1200m

14 June 2025 - 12:08PM

Track Rating: Soft 6, Weather: Overcast, Rail Position: +5m Entire



Section	Overall	L1000	L800	L600	L400	L200
Section Times	1:11.17[2] (0:14.50)	0:56.67[7] (0:10.97)	0:45.70[6] (0:11.35)	0:34.35[6] (0:11.21)	0:23.14[3] (0:11.22)	0:11.92[3] (0:11.92)
Average Speed [km/h]	49.7	65.6	64.6	65.4	64.1	60.4
Top Speed [km/h]	65.8	66.4	65.9	66.3	65.8	63.0
Avg. Dist. to Rail [m]	5.5	1.6	5.2	4.6	6.4	5.3
Avg. Stride Freq. [Hz]	2.2	2.4	2.4	2.4	2.4	2.4
Avg. Stride Length [m]	6.2	7.5	7.5	7.5	7.3	7.1



[] Ranking at each section and finish
-:-:- No data available at this section
NA No data available

Horse/Jockey Name	OAK PARK MADDISON/Rochelle Milnes
Finish Rank	3
Fastest Section Time (Section)	0:11.01 (L1000)
Top Speed [km/h] (Section)	66.8 (Overall)
Race State	Finished



Thomas Farms Rc Murray Bridge-
Professional-2025-06-14

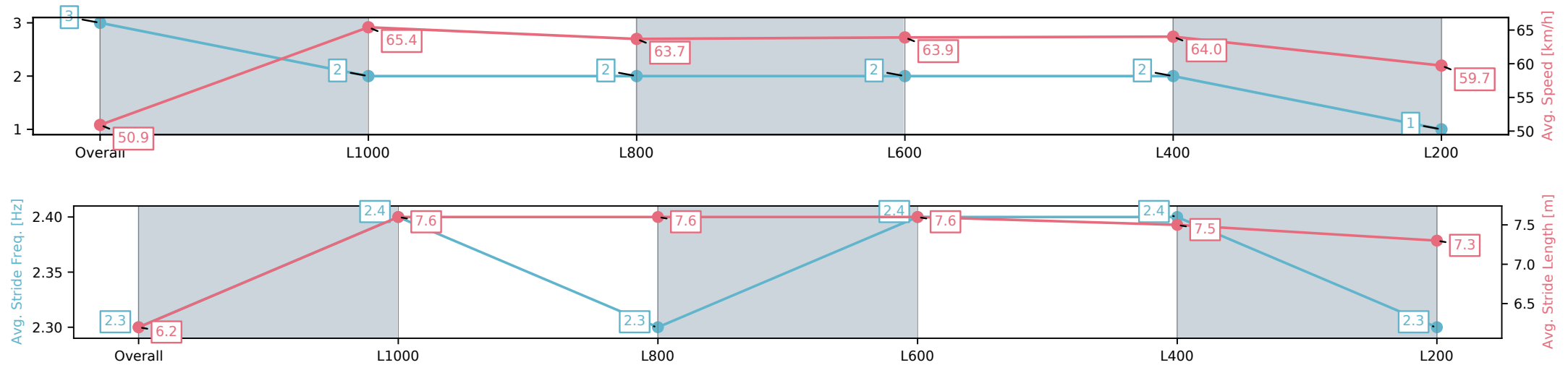
Race 3: Magic Millions Racing Rewards SA Two-Year-Old
Plate - 1200m

14 June 2025 - 12:08PM

Track Rating: Soft 6, Weather: Overcast, Rail Position: +5m Entire



Section	Overall	L1000	L800	L600	L400	L200
Section Times	1:11.21[3] (0:14.15)	0:57.06[2] (0:11.01)	0:46.05[2] (0:11.39)	0:34.66[2] (0:11.36)	0:23.30[2] (0:11.23)	0:12.07[1] (0:12.07)
Average Speed [km/h]	50.9	65.4	63.7	63.9	64.0	59.7
Top Speed [km/h]	66.8	66.8	65.0	65.9	65.1	62.4
Avg. Dist. to Rail [m]	0.7	0.7	2.2	2.1	4.2	2.8
Avg. Stride Freq. [Hz]	2.3	2.4	2.3	2.4	2.4	2.3
Avg. Stride Length [m]	6.2	7.6	7.6	7.6	7.5	7.3



[] Ranking at each section and finish
-:-:- No data available at this section
NA No data available

Horse/Jockey Name	SI SENORA/Jake Toeroek
Finish Rank	4
Fastest Section Time (Section)	0:11.04 (L1000)
Top Speed [km/h] (Section)	66.2 (L600)
Race State	Finished



Thomas Farms Rc Murray Bridge-
Professional-2025-06-14

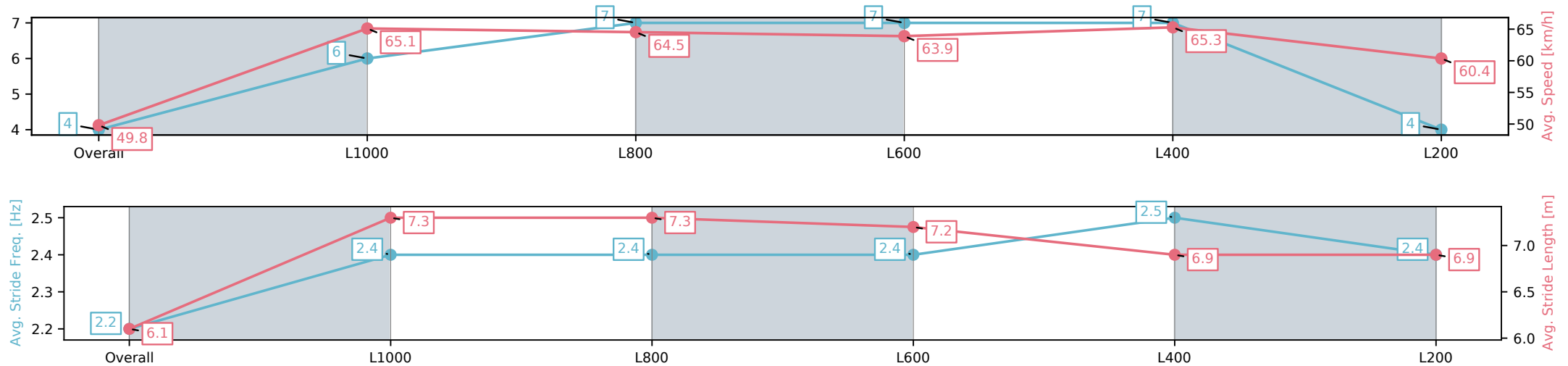
Race 3: Magic Millions Racing Rewards SA Two-Year-Old
Plate - 1200m

14 June 2025 - 12:08PM

Track Rating: Soft 6, Weather: Overcast, Rail Position: +5m Entire



Section	Overall	L1000	L800	L600	L400	L200
Section Times	1:11.24[4] (0:14.46)	0:56.78[6] (0:11.04)	0:45.74[7] (0:11.37)	0:34.37[7] (0:11.39)	0:22.98[7] (0:11.05)	0:11.93[4] (0:11.93)
Average Speed [km/h]	49.8	65.1	64.5	63.9	65.3	60.4
Top Speed [km/h]	66.0	66.0	65.1	65.9	66.2	63.9
Avg. Dist. to Rail [m]	2.0	0.8	4.5	3.3	7.4	8.7
Avg. Stride Freq. [Hz]	2.2	2.4	2.4	2.4	2.5	2.4
Avg. Stride Length [m]	6.1	7.3	7.3	7.2	6.9	6.9



[] Ranking at each section and finish
-:-:- No data available at this section
NA No data available

Horse/Jockey Name	PRETTY PERKY/Alan Lai
Finish Rank	5
Fastest Section Time (Section)	0:10.92 (L1000)
Top Speed [km/h] (Section)	67.7 (Overall)
Race State	Finished



Thomas Farms Rc Murray Bridge-
Professional-2025-06-14

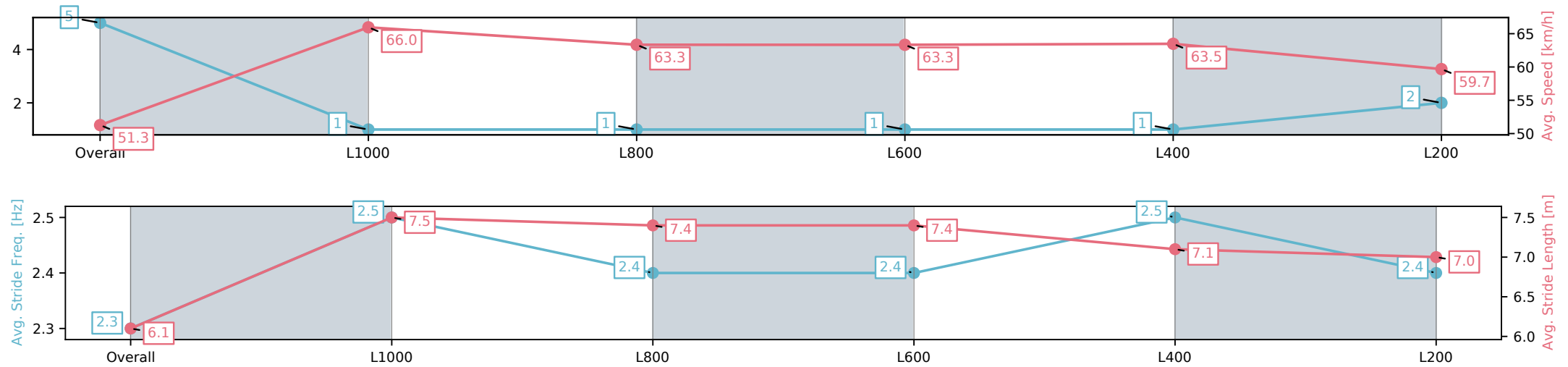
Race 3: Magic Millions Racing Rewards SA Two-Year-Old
Plate - 1200m

14 June 2025 - 12:08PM

Track Rating: Soft 6, Weather: Overcast, Rail Position: +5m Entire



Section	Overall	L1000	L800	L600	L400	L200
Section Times	1:11.33[5] (0:14.05)	0:57.28[1] (0:10.92)	0:46.36[1] (0:11.45)	0:34.91[1] (0:11.49)	0:23.42[1] (0:11.33)	0:12.09[2] (0:12.09)
Average Speed [km/h]	51.3	66.0	63.3	63.3	63.5	59.7
Top Speed [km/h]	67.7	67.7	64.3	64.4	64.3	62.0
Avg. Dist. to Rail [m]	2.4	1.9	1.9	2.6	3.9	2.7
Avg. Stride Freq. [Hz]	2.3	2.5	2.4	2.4	2.5	2.4
Avg. Stride Length [m]	6.1	7.5	7.4	7.4	7.1	7.0



[] Ranking at each section and finish
-:-:- No data available at this section
NA No data available

Horse/Jockey Name	SYNTHESISE/Jessica Tzaferis
Finish Rank	6
Fastest Section Time (Section)	0:11.09 (L1000)
Top Speed [km/h] (Section)	66.1 (Overall)
Race State	Finished



Thomas Farms Rc Murray Bridge-
Professional-2025-06-14

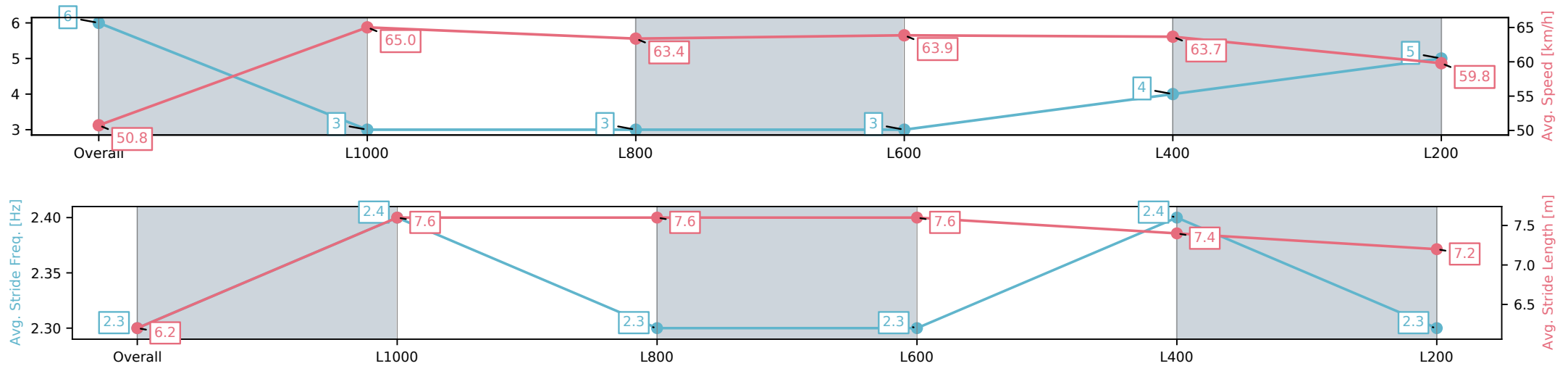
Race 3: Magic Millions Racing Rewards SA Two-Year-Old
Plate - 1200m

14 June 2025 - 12:08PM

Track Rating: Soft 6, Weather: Overcast, Rail Position: +5m Entire



Section	Overall	L1000	L800	L600	L400	L200
Section Times	1:11.41[6] (0:14.18)	0:57.23[3] (0:11.09)	0:46.14[3] (0:11.42)	0:34.72[3] (0:11.36)	0:23.36[4] (0:11.30)	0:12.06[5] (0:12.06)
Average Speed [km/h]	50.8	65.0	63.4	63.9	63.7	59.8
Top Speed [km/h]	65.5	66.1	64.1	65.3	65.0	63.7
Avg. Dist. to Rail [m]	1.6	2.2	1.6	2.2	4.9	5.1
Avg. Stride Freq. [Hz]	2.3	2.4	2.3	2.3	2.4	2.3
Avg. Stride Length [m]	6.2	7.6	7.6	7.6	7.4	7.2



[] Ranking at each section and finish
-:-:- No data available at this section
NA No data available

Horse/Jockey Name	SICILIAN PRINCESS/Teagan Voorham
Finish Rank	7
Fastest Section Time (Section)	0:11.05 (L1000)
Top Speed [km/h] (Section)	66.3 (Overall)
Race State	Finished



Thomas Farms Rc Murray Bridge-
Professional-2025-06-14

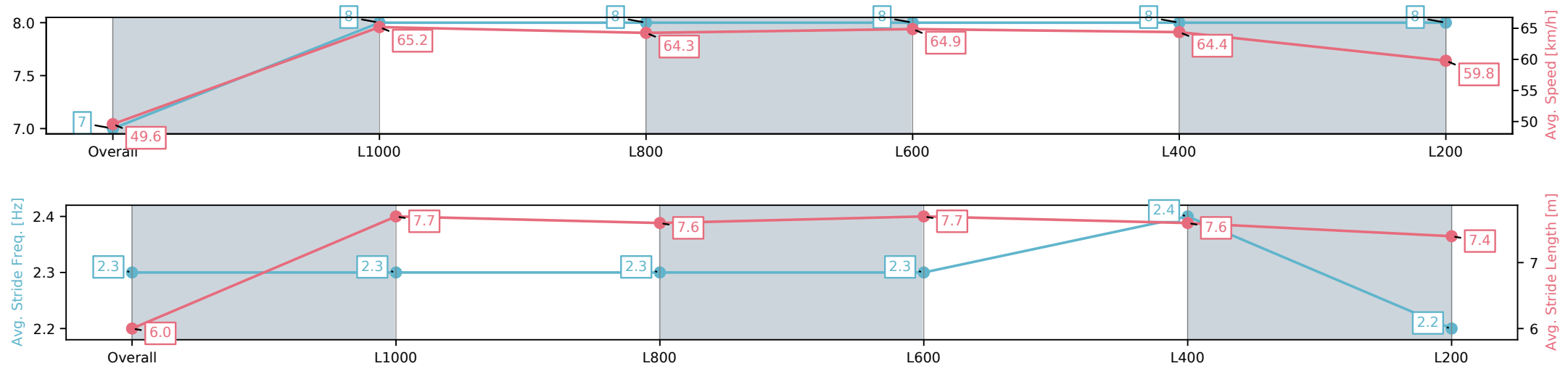
Race 3: Magic Millions Racing Rewards SA Two-Year-Old
Plate - 1200m

14 June 2025 - 12:08PM

Track Rating: Soft 6, Weather: Overcast, Rail Position: +5m Entire



Section	Overall	L1000	L800	L600	L400	L200
Section Times	1:11.53[7] (0:14.54)	0:56.99[8] (0:11.05)	0:45.94[8] (0:11.39)	0:34.55[8] (0:11.31)	0:23.24[8] (0:11.18)	0:12.06[8] (0:12.06)
Average Speed [km/h]	49.6	65.2	64.3	64.9	64.4	59.8
Top Speed [km/h]	66.3	66.2	65.7	66.2	66.2	62.5
Avg. Dist. to Rail [m]	3.2	0.9	4.5	4.9	9.4	8.7
Avg. Stride Freq. [Hz]	2.3	2.3	2.3	2.3	2.4	2.2
Avg. Stride Length [m]	6.0	7.7	7.6	7.7	7.6	7.4



[] Ranking at each section and finish
-:-:- No data available at this section
NA No data available

Horse/Jockey Name	GOLD TOPAZ/Todd Pannell
Finish Rank	8
Fastest Section Time (Section)	0:11.06 (L1000)
Top Speed [km/h] (Section)	66.4 (Overall)
Race State	Finished



Thomas Farms Rc Murray Bridge-
Professional-2025-06-14

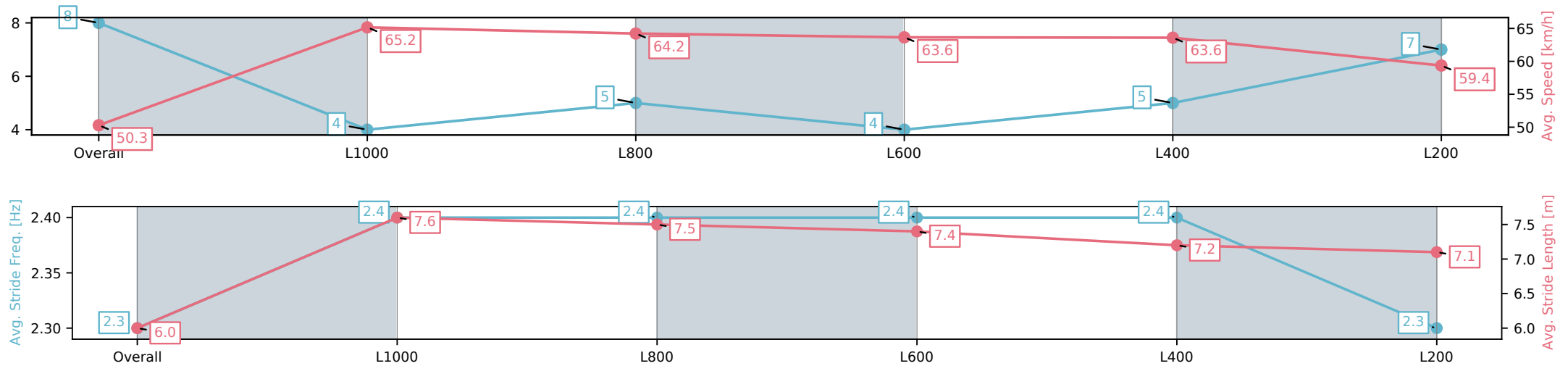
Race 3: Magic Millions Racing Rewards SA Two-Year-Old
Plate - 1200m

14 June 2025 - 12:08PM

Track Rating: Soft 6, Weather: Overcast, Rail Position: +5m Entire



Section	Overall	L1000	L800	L600	L400	L200
Section Times	1:11.55[8] (0:14.33)	0:57.22[4] (0:11.06)	0:46.16[5] (0:11.31)	0:34.85[4] (0:11.40)	0:23.45[5] (0:11.32)	0:12.13[7] (0:12.13)
Average Speed [km/h]	50.3	65.2	64.2	63.6	63.6	59.4
Top Speed [km/h]	65.3	66.4	65.4	65.1	65.2	61.5
Avg. Dist. to Rail [m]	1.7	0.8	3.0	1.9	4.2	5.2
Avg. Stride Freq. [Hz]	2.3	2.4	2.4	2.4	2.4	2.3
Avg. Stride Length [m]	6.0	7.6	7.5	7.4	7.2	7.1



[] Ranking at each section and finish
-:-:- No data available at this section
NA No data available

Horse/Jockey Name	TIPTOP TORI/Taylor Johnstone
Finish Rank	9
Fastest Section Time (Section)	0:11.13 (L1000)
Top Speed [km/h] (Section)	66.0 (L800)
Race State	Finished



Thomas Farms Rc Murray Bridge-
Professional-2025-06-14

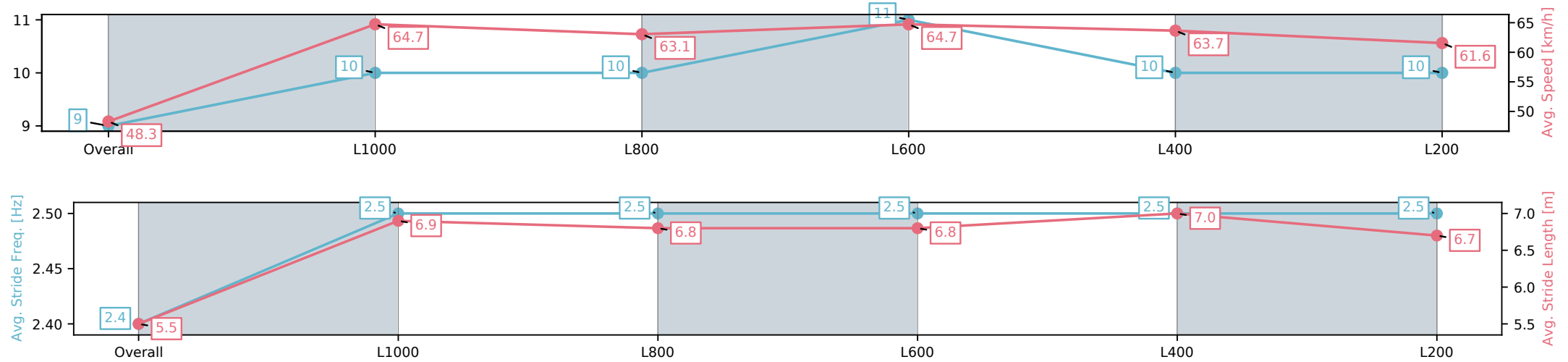
Race 3: Magic Millions Racing Rewards SA Two-Year-Old
Plate - 1200m

14 June 2025 - 12:08PM

Track Rating: Soft 6, Weather: Overcast, Rail Position: +5m Entire



Section	Overall	L1000	L800	L600	L400	L200
Section Times	1:11.85[9] (0:14.91)	0:56.94[10] (0:11.13)	0:45.81[10] (0:11.55)	0:34.26[11] (0:11.24)	0:23.02[10] (0:11.32)	0:11.70[10] (0:11.70)
Average Speed [km/h]	48.3	64.7	63.1	64.7	63.7	61.6
Top Speed [km/h]	63.4	65.3	64.4	66.0	65.5	62.4
Avg. Dist. to Rail [m]	2.9	0.7	3.3	3.3	5.9	6.8
Avg. Stride Freq. [Hz]	2.4	2.5	2.5	2.5	2.5	2.5
Avg. Stride Length [m]	5.5	6.9	6.8	6.8	7.0	6.7



[] Ranking at each section and finish
-:-:- No data available at this section
NA No data available

Horse/Jockey Name	BORCHARD/Justin Potter
Finish Rank	10
Fastest Section Time (Section)	0:10.91 (L1000)
Top Speed [km/h] (Section)	67.3 (Overall)
Race State	Finished



Thomas Farms Rc Murray Bridge-
Professional-2025-06-14

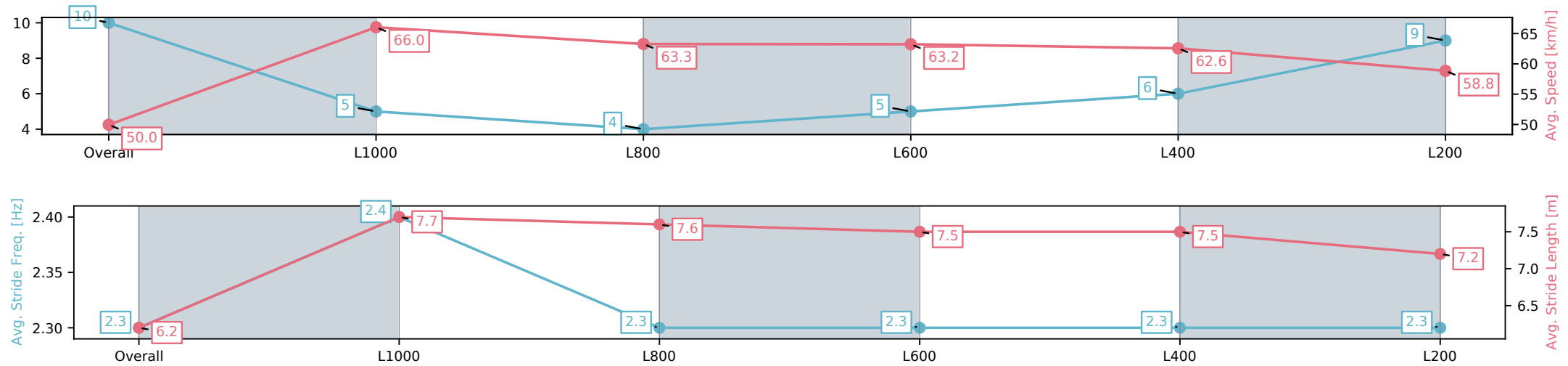
Race 3: Magic Millions Racing Rewards SA Two-Year-Old
Plate - 1200m

14 June 2025 - 12:08PM

Track Rating: Soft 6, Weather: Overcast, Rail Position: +5m Entire



Section	Overall	L1000	L800	L600	L400	L200
Section Times	1:11.92[10] (0:14.42)	0:57.50[5] (0:10.91)	0:46.59[4] (0:11.45)	0:35.14[5] (0:11.41)	0:23.73[6] (0:11.49)	0:12.24[9] (0:12.24)
Average Speed [km/h]	50.0	66.0	63.3	63.2	62.6	58.8
Top Speed [km/h]	67.3	67.3	64.9	64.3	64.8	60.9
Avg. Dist. to Rail [m]	1.8	2.2	1.5	0.8	2.0	2.4
Avg. Stride Freq. [Hz]	2.3	2.4	2.3	2.3	2.3	2.3
Avg. Stride Length [m]	6.2	7.7	7.6	7.5	7.5	7.2



[] Ranking at each section and finish
-:-:- No data available at this section
NA No data available

Horse/Jockey Name	GALILEO GOLD/Jason Holder
Finish Rank	11
Fastest Section Time (Section)	0:10.81 (L1000)
Top Speed [km/h] (Section)	67.7 (Overall)
Race State	Finished



Thomas Farms Rc Murray Bridge-
Professional-2025-06-14

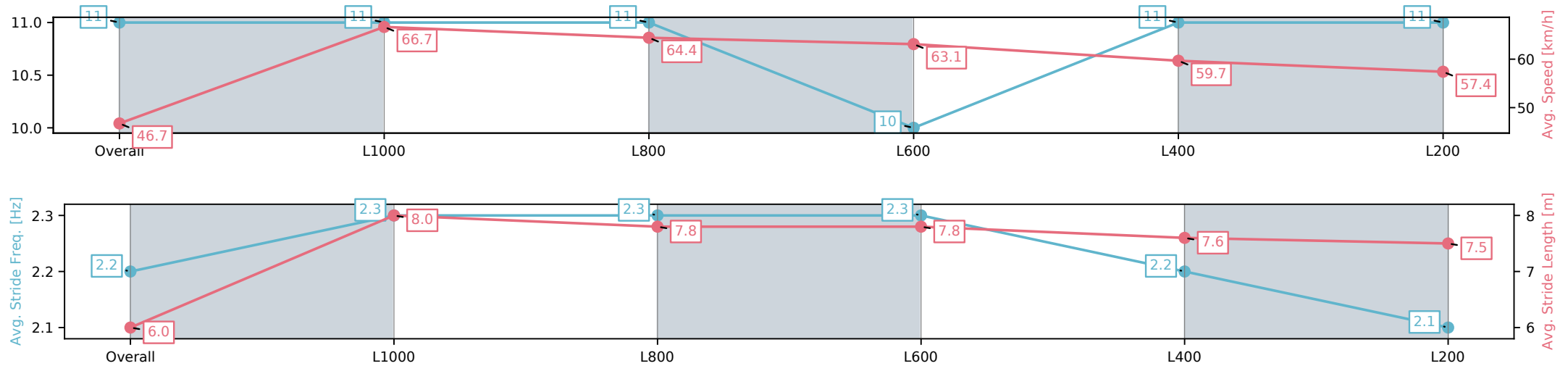
Race 3: Magic Millions Racing Rewards SA Two-Year-Old
Plate - 1200m

14 June 2025 - 12:08PM

Track Rating: Soft 6, Weather: Overcast, Rail Position: +5m Entire



Section	Overall	L1000	L800	L600	L400	L200
Section Times	1:13.61[11] (0:15.41)	0:58.20[11] (0:10.81)	0:47.39[11] (0:11.26)	0:36.13[10] (0:11.51)	0:24.62[11] (0:12.09)	0:12.53[11] (0:12.53)
Average Speed [km/h]	46.7	66.7	64.4	63.1	59.7	57.4
Top Speed [km/h]	67.7	67.5	66.0	64.2	61.6	58.2
Avg. Dist. to Rail [m]	2.2	1.1	2.1	2.6	3.8	4.7
Avg. Stride Freq. [Hz]	2.2	2.3	2.3	2.3	2.2	2.1
Avg. Stride Length [m]	6.0	8.0	7.8	7.8	7.6	7.5



[] Ranking at each section and finish
-:-:- No data available at this section
NA No data available