



RACINGSA

Thomas Farms Rc Murray Bridge-Professional-2025-06-14

Race 1: Adelaide Galvanising Industries Handicap - 1100m

14 June 2025 - 11:02AM

Track Rating: Soft 6, Weather: Overcast, Rail Position: +5m Entire



Murray Bridge
Racing Club

Section Field Times							Overall 1:03.85 (0:08.48)	L1000 0:55.36 (0:10.57)	L800 0:44.79 (0:10.80)	L600 0:33.99 (0:11.11)	L400 0:22.87 (0:11.07)	L200 0:11.81 (0:11.81)		
Position	#	Horse/Jockey	Barrier	Top Speed [km/h]	Fastest Section	First 400m							Margin	Distance Travelled From Winner [m]
1	3	CALADAN	3	69.2	0:10.54	0:24.36	1:03.85	0:55.33 [3]	0:44.79 [1]	0:33.99 [1]	0:22.88 [1]	0:11.81 [1]	1:03.85	
		Jake Toeroek		1200-1000	1000-800		(0:08.52)	(0:10.54)	(0:10.80)	(0:11.11)	(0:11.07)	(0:11.81)		
2	5	GINGER SINNER	1	68.9	0:10.65	0:24.78	1:04.09	0:55.41 [6]	0:44.76 [6]	0:33.87 [6]	0:22.67 [8]	0:11.72 [3]	1.61L	+2
		Caitlin Tootell		1200-1000	1000-800		(0:08.68)	(0:10.65)	(0:10.89)	(0:11.20)	(0:10.95)	(0:11.72)		
3	2	RUSSIAN BOBSHARK	9	70.5	0:10.64	0:25.03	1:04.40	0:55.39 [11]	0:44.62 [11]	0:33.98 [9]	0:22.93 [9]	0:11.78 [6]	3.72L	+0
		Todd Pannell		1000-800	800-600		(0:09.01)	(0:10.77)	(0:10.64)	(0:11.05)	(0:11.15)	(0:11.78)		
4	10	MADAM JEANETTE	4	70.9	0:10.63	0:24.50	1:04.44	0:55.94 [2]	0:45.31 [2]	0:34.51 [2]	0:23.37 [2]	0:12.12 [2]	4.0L	+2
		Taylor Johnstone		1200-1000	1000-800		(0:08.50)	(0:10.63)	(0:10.80)	(0:11.14)	(0:11.25)	(0:12.12)		
5	6	VELVET FOX	2	68.4	0:10.66	0:24.45	1:04.50	0:56.02 [1]	0:45.36 [3]	0:34.46 [3]	0:23.23 [5]	0:12.11 [4]	4.39L	+2
		Ben Price		1000-800	1000-800		(0:08.48)	(0:10.66)	(0:10.90)	(0:11.23)	(0:11.12)	(0:12.11)		
6	8	DE LUCA	6	69.3	0:10.70	0:24.99	1:04.64	0:55.72 [10]	0:45.02 [8]	0:34.08 [10]	0:23.06 [10]	0:11.82 [8]	5.33L	+3
		Rochelle Milnes		1000-800	1000-800		(0:08.92)	(0:10.70)	(0:10.94)	(0:11.02)	(0:11.24)	(0:11.82)		
7	1	PLACO	10	69.2	0:10.70	0:25.45	1:04.70	0:55.30 [12]	0:44.60 [12]	0:33.84 [12]	0:22.74 [12]	0:11.70 [11]	5.72L	+3
		Lachlan Neindorf		1200-1000	1000-800		(0:09.40)	(0:10.70)	(0:10.76)	(0:11.10)	(0:11.04)	(0:11.70)		
8	9	HUBRISTIC	11	68.6	0:10.75	0:25.14	1:05.02	0:56.29 [7]	0:45.36 [9]	0:34.61 [8]	0:23.61 [6]	0:12.19 [9]	7.82L	+0
		Emily Finnegan		1000-800	800-600		(0:08.73)	(0:10.93)	(0:10.75)	(0:11.00)	(0:11.42)	(0:12.19)		
9	11	LOCA BELLA	7	70.7	0:10.60	0:24.85	1:05.11	0:56.20 [9]	0:45.53 [7]	0:34.93 [5]	0:23.88 [4]	0:12.53 [5]	8.42L	+4
		Jason Holder		1000-800	800-600		(0:08.91)	(0:10.67)	(0:10.60)	(0:11.05)	(0:11.35)	(0:12.53)		
10	12	SHE SPARKLES	8	68.3	0:10.83	0:25.09	1:05.25	0:56.39 [8]	0:45.49 [10]	0:34.66 [11]	0:23.36 [11]	0:12.06 [12]	9.38L	+3
		Margaret Collett		1000-800	800-600		(0:08.86)	(0:10.90)	(0:10.83)	(0:11.30)	(0:11.30)	(0:12.06)		

Scratched: Hypernova (#4), Belle From Hell (#13)

Report Created: Sat 14 June 2025 11:44:37 GMT+10 (Note: Timing is based on positional data)

Page 1/14

[] Position in running at each section and finish
-:-:- No data available at this section
NA No data available
█ Background shading for fastest section

Saddle cloth number
DNF Did not finish
DNT Did not track

data processed by  TRIPLESDATA



Thomas Farms Rc Murray Bridge-Professional-2025-06-14

Race 1: Adelaide Galvanising Industries Handicap - 1100m

14 June 2025 - 11:02AM

Track Rating: Soft 6, Weather: Overcast, Rail Position: +5m Entire



Section Field Times

							Overall	L1000	L800	L600	L400	L200		
							1:03.85 (0:08.48)	0:55.36 (0:10.57)	0:44.79 (0:10.80)	0:33.99 (0:11.11)	0:22.87 (0:11.07)	0:11.81 (0:11.81)		
Position	#	Horse/Jockey	Barrier	Top Speed [km/h]	Fastest Section	First 400m							Margin	Distance Travelled From Winner [m]
11	7	ATALA	5	69.4	0:10.66	0:24.75	1:05.31	0:56.74 [4]	0:46.08 [4]	0:35.07 [7]	0:23.90 [7]	0:12.46 [10]	9.76L	+2
		Andrew Stead		1200-1000	1000-800		(0:08.56)	(0:10.66)	(0:11.01)	(0:11.17)	(0:11.44)	(0:12.46)		
12	14	VAMPIRE SLAYER	12	68.8	0:10.60	0:24.75	1:05.61	0:56.96 [5]	0:46.36 [5]	0:35.46 [4]	0:24.46 [3]	0:12.89 [7]	11.76L	+2
		Teagan Voorham		1200-1000	1000-800		(0:08.65)	(0:10.60)	(0:10.90)	(0:11.00)	(0:11.56)	(0:12.89)		

Scratched: Hypernova (#4), Belle From Hell (#13)

Horse/Jockey Name	CALADAN/Jake Toeroek
Finish Rank	1
Fastest Section Time (Section)	0:10.54 (L1000)
Top Speed [km/h] (Section)	69.2 (Overall)
Race State	Finished



Thomas Farms Rc Murray Bridge-
Professional-2025-06-14

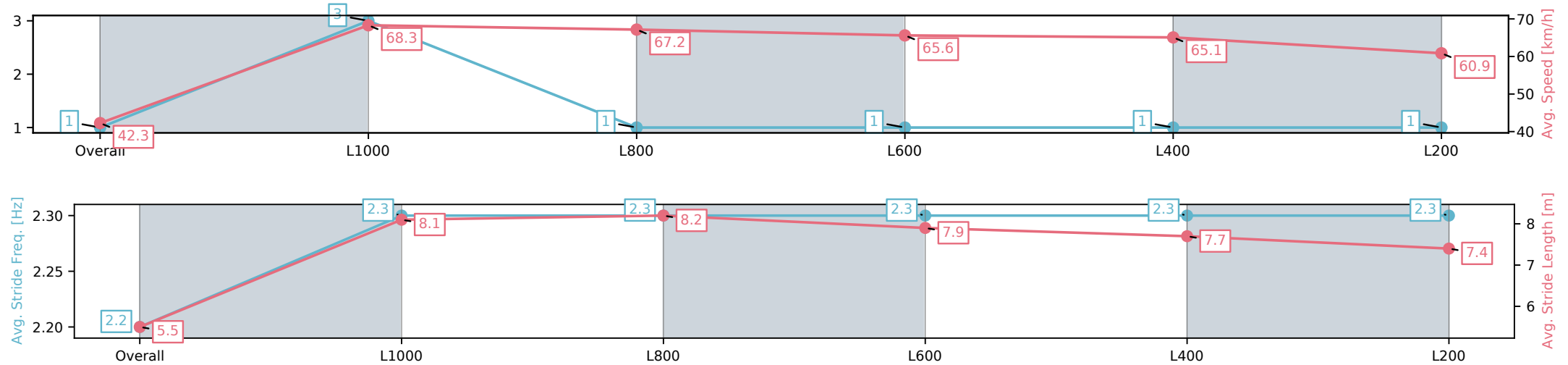
Race 1: Adelaide Galvanising Industries Handicap - 1100m

14 June 2025 - 11:02AM

Track Rating: Soft 6, Weather: Overcast, Rail Position: +5m Entire



Section	Overall	L1000	L800	L600	L400	L200
Section Times	1:03.85[1] (0:08.52)	0:55.33[3] (0:10.54)	0:44.79[1] (0:10.80)	0:33.99[1] (0:11.11)	0:22.88[1] (0:11.07)	0:11.81[1] (0:11.81)
Average Speed [km/h]	42.3	68.3	67.2	65.6	65.1	60.9
Top Speed [km/h]	67.4	69.2	68.3	66.8	66.3	64.0
Avg. Dist. to Rail [m]	1.8	1.5	2.2	3.1	5.9	5.0
Avg. Stride Freq. [Hz]	2.2	2.3	2.3	2.3	2.3	2.3
Avg. Stride Length [m]	5.5	8.1	8.2	7.9	7.7	7.4



[] Ranking at each section and finish
-:-:- No data available at this section
NA No data available

Horse/Jockey Name	GINGER SINNER/Caitlin Tootell
Finish Rank	2
Fastest Section Time (Section)	0:10.65 (L1000)
Top Speed [km/h] (Section)	68.9 (Overall)
Race State	Finished



Thomas Farms Rc Murray Bridge-
Professional-2025-06-14

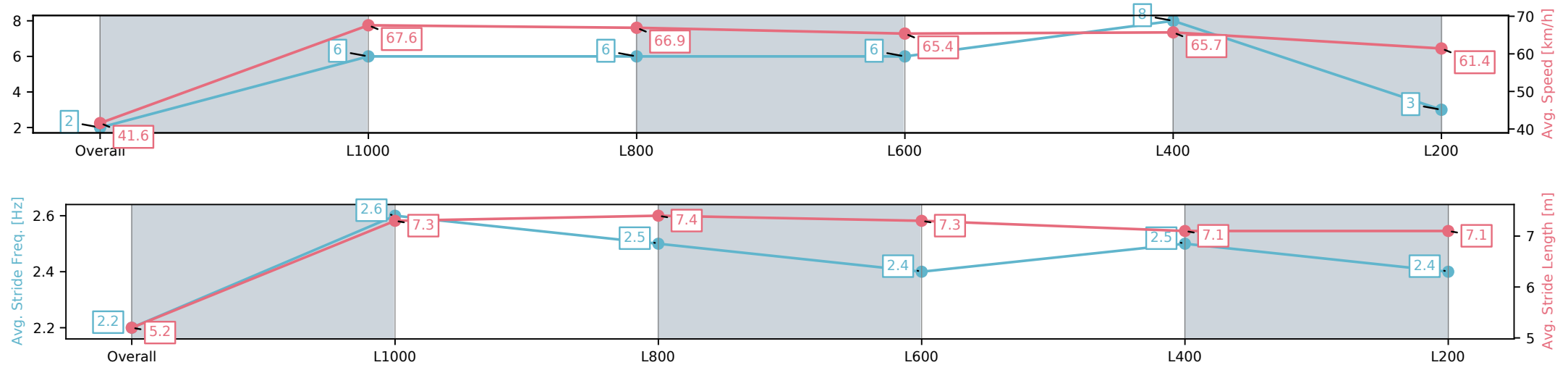
Race 1: Adelaide Galvanising Industries Handicap - 1100m

14 June 2025 - 11:02AM

Track Rating: Soft 6, Weather: Overcast, Rail Position: +5m Entire



Section	Overall	L1000	L800	L600	L400	L200
Section Times	1:04.09[2] (0:08.68)	0:55.41[6] (0:10.65)	0:44.76[6] (0:10.89)	0:33.87[6] (0:11.20)	0:22.67[8] (0:10.95)	0:11.72[3] (0:11.72)
Average Speed [km/h]	41.6	67.6	66.9	65.4	65.7	61.4
Top Speed [km/h]	63.4	68.9	67.4	66.8	67.7	63.5
Avg. Dist. to Rail [m]	3.2	1.5	3.4	4.2	6.7	7.1
Avg. Stride Freq. [Hz]	2.2	2.6	2.5	2.4	2.5	2.4
Avg. Stride Length [m]	5.2	7.3	7.4	7.3	7.1	7.1



[] Ranking at each section and finish
-:-:- No data available at this section
NA No data available

Horse/Jockey Name	RUSSIAN BOBSHARK/Todd Pannell
Finish Rank	3
Fastest Section Time (Section)	0:10.64 (L800)
Top Speed [km/h] (Section)	70.5 (L1000)
Race State	Finished



Thomas Farms Rc Murray Bridge-
Professional-2025-06-14

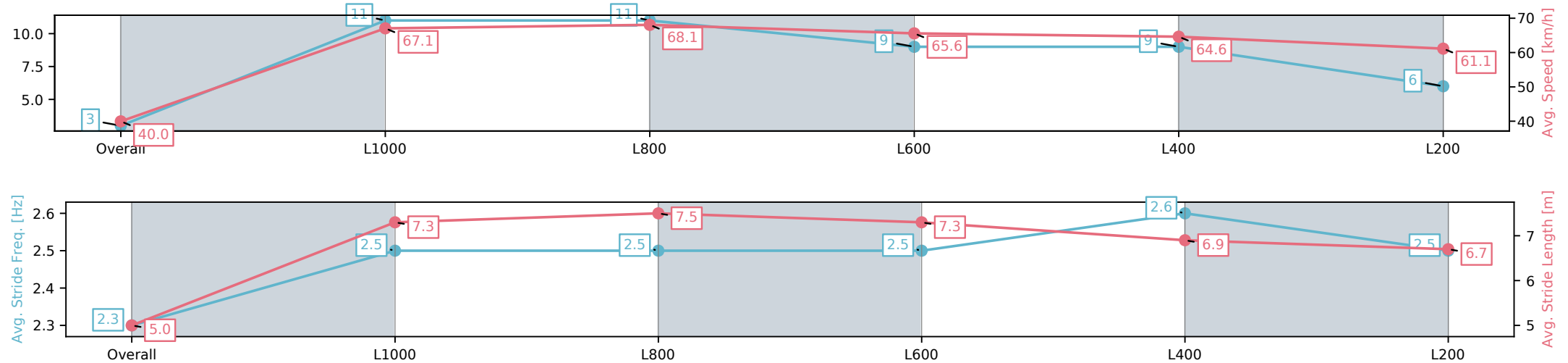
Race 1: Adelaide Galvanising Industries Handicap - 1100m

14 June 2025 - 11:02AM

Track Rating: Soft 6, Weather: Overcast, Rail Position: +5m Entire



Section	Overall	L1000	L800	L600	L400	L200
Section Times	1:04.40[3] (0:09.01)	0:55.39[11] (0:10.77)	0:44.62[11] (0:10.64)	0:33.98[9] (0:11.05)	0:22.93[9] (0:11.15)	0:11.78[6] (0:11.78)
Average Speed [km/h]	40.0	67.1	68.1	65.6	64.6	61.1
Top Speed [km/h]	61.1	70.3	70.5	67.0	68.4	62.4
Avg. Dist. to Rail [m]	5.9	2.0	1.5	2.1	3.0	4.4
Avg. Stride Freq. [Hz]	2.3	2.5	2.5	2.5	2.6	2.5
Avg. Stride Length [m]	5.0	7.3	7.5	7.3	6.9	6.7



[] Ranking at each section and finish
-:-:- No data available at this section
NA No data available

Horse/Jockey Name	MADAM JEANETTE/Taylor Johnstone
Finish Rank	4
Fastest Section Time (Section)	0:10.63 (L1000)
Top Speed [km/h] (Section)	70.9 (Overall)
Race State	Finished



Thomas Farms Rc Murray Bridge-
Professional-2025-06-14

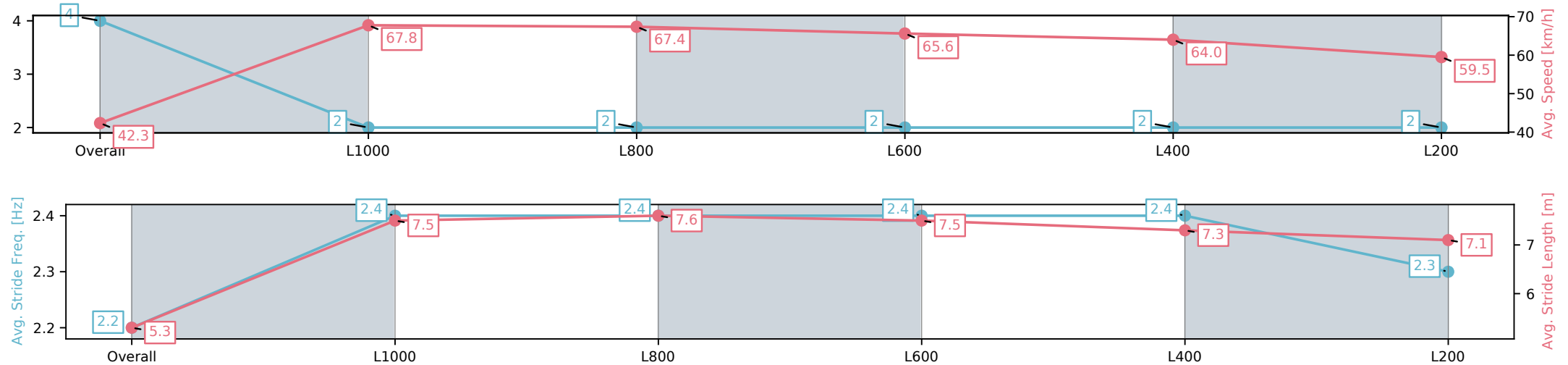
Race 1: Adelaide Galvanising Industries Handicap - 1100m

14 June 2025 - 11:02AM

Track Rating: Soft 6, Weather: Overcast, Rail Position: +5m Entire



Section	Overall	L1000	L800	L600	L400	L200
Section Times	1:04.44[4] (0:08.50)	0:55.94[2] (0:10.63)	0:45.31[2] (0:10.80)	0:34.51[2] (0:11.14)	0:23.37[2] (0:11.25)	0:12.12[2] (0:12.12)
Average Speed [km/h]	42.3	67.8	67.4	65.6	64.0	59.5
Top Speed [km/h]	64.3	70.9	68.9	66.1	66.1	62.1
Avg. Dist. to Rail [m]	2.2	0.6	3.3	3.6	6.5	7.4
Avg. Stride Freq. [Hz]	2.2	2.4	2.4	2.4	2.4	2.3
Avg. Stride Length [m]	5.3	7.5	7.6	7.5	7.3	7.1



Horse/Jockey Name	VELVET FOX/Ben Price
Finish Rank	5
Fastest Section Time (Section)	0:10.66 (L1000)
Top Speed [km/h] (Section)	68.4 (L1000)
Race State	Finished



Thomas Farms Rc Murray Bridge-
Professional-2025-06-14

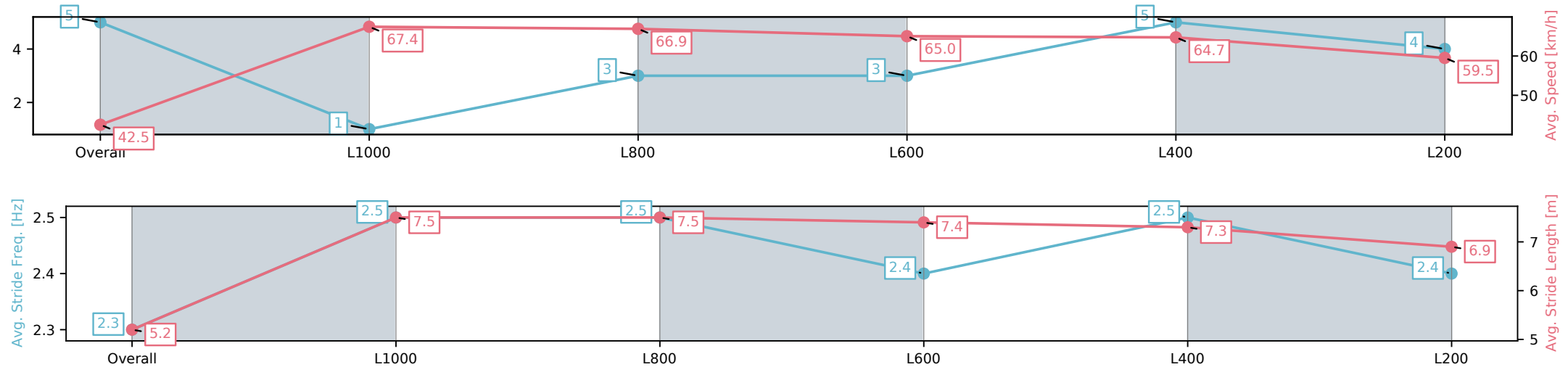
Race 1: Adelaide Galvanising Industries Handicap - 1100m

14 June 2025 - 11:02AM

Track Rating: Soft 6, Weather: Overcast, Rail Position: +5m Entire



Section	Overall	L1000	L800	L600	L400	L200
Section Times	1:04.50[5] (0:08.48)	0:56.02[1] (0:10.66)	0:45.36[3] (0:10.90)	0:34.46[3] (0:11.23)	0:23.23[5] (0:11.12)	0:12.11[4] (0:12.11)
Average Speed [km/h]	42.5	67.4	66.9	65.0	64.7	59.5
Top Speed [km/h]	66.0	68.0	68.4	65.8	67.1	61.8
Avg. Dist. to Rail [m]	2.4	1.9	3.0	3.4	3.7	3.8
Avg. Stride Freq. [Hz]	2.3	2.5	2.5	2.4	2.5	2.4
Avg. Stride Length [m]	5.2	7.5	7.5	7.4	7.3	6.9



[] Ranking at each section and finish
-:-:- No data available at this section
NA No data available

Horse/Jockey Name	DE LUCA/Rochelle Milnes
Finish Rank	6
Fastest Section Time (Section)	0:10.70 (L1000)
Top Speed [km/h] (Section)	69.3 (L1000)
Race State	Finished



Thomas Farms Rc Murray Bridge-
Professional-2025-06-14

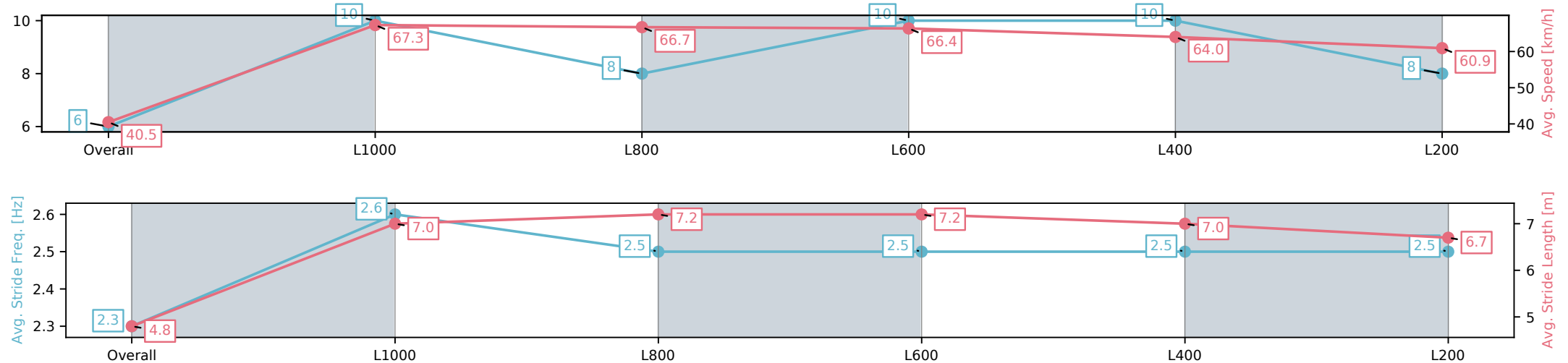
Race 1: Adelaide Galvanising Industries Handicap - 1100m

14 June 2025 - 11:02AM

Track Rating: Soft 6, Weather: Overcast, Rail Position: +5m Entire



Section	Overall	L1000	L800	L600	L400	L200
Section Times	1:04.64[6] (0:08.92)	0:55.72[10] (0:10.70)	0:45.02[8] (0:10.94)	0:34.08[10] (0:11.02)	0:23.06[10] (0:11.24)	0:11.82[8] (0:11.82)
Average Speed [km/h]	40.5	67.3	66.7	66.4	64.0	60.9
Top Speed [km/h]	62.6	69.0	69.3	67.1	65.8	62.2
Avg. Dist. to Rail [m]	4.0	0.7	3.7	4.1	7.4	8.8
Avg. Stride Freq. [Hz]	2.3	2.6	2.5	2.5	2.5	2.5
Avg. Stride Length [m]	4.8	7.0	7.2	7.2	7.0	6.7



[] Ranking at each section and finish
-:-:- No data available at this section
NA No data available

Horse/Jockey Name	PLACO/Lachlan Neindorf
Finish Rank	7
Fastest Section Time (Section)	0:10.70 (L1000)
Top Speed [km/h] (Section)	69.2 (Overall)
Race State	Finished



Thomas Farms Rc Murray Bridge-
Professional-2025-06-14

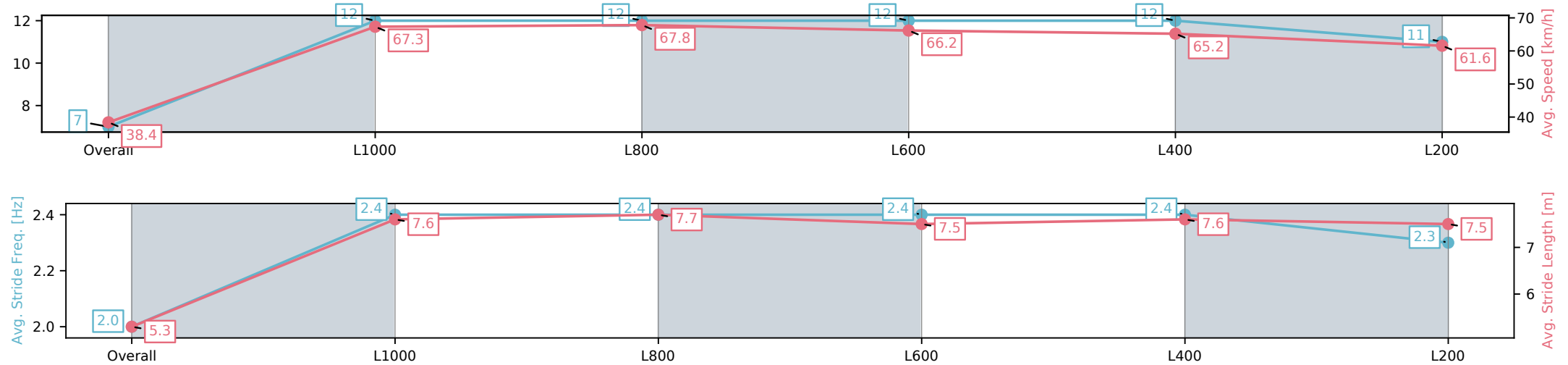
Race 1: Adelaide Galvanising Industries Handicap - 1100m

14 June 2025 - 11:02AM

Track Rating: Soft 6, Weather: Overcast, Rail Position: +5m Entire



Section	Overall	L1000	L800	L600	L400	L200
Section Times	1:04.70[7] (0:09.40)	0:55.30[12] (0:10.70)	0:44.60[12] (0:10.76)	0:33.84[12] (0:11.10)	0:22.74[12] (0:11.04)	0:11.70[11] (0:11.70)
Average Speed [km/h]	38.4	67.3	67.8	66.2	65.2	61.6
Top Speed [km/h]	63.9	69.2	68.7	66.9	67.3	63.7
Avg. Dist. to Rail [m]	6.6	1.1	4.2	5.0	10.4	12.6
Avg. Stride Freq. [Hz]	2.0	2.4	2.4	2.4	2.4	2.3
Avg. Stride Length [m]	5.3	7.6	7.7	7.5	7.6	7.5



[] Ranking at each section and finish
-:-:- No data available at this section
NA No data available

Horse/Jockey Name	HUBRISTIC/Emily Finnegan
Finish Rank	8
Fastest Section Time (Section)	0:10.75 (L800)
Top Speed [km/h] (Section)	68.6 (L1000)
Race State	Finished



Thomas Farms Rc Murray Bridge-
Professional-2025-06-14

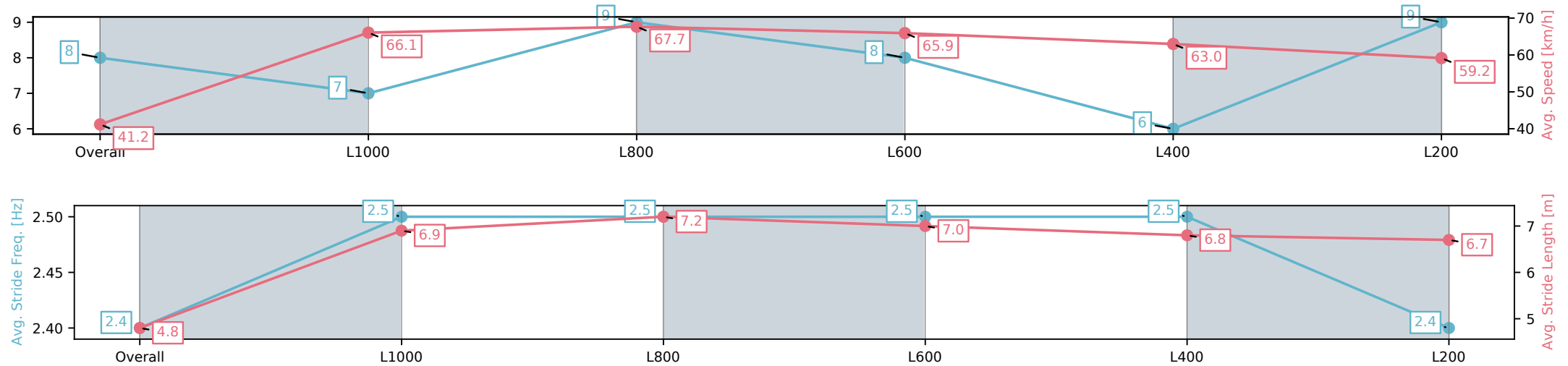
Race 1: Adelaide Galvanising Industries Handicap - 1100m

14 June 2025 - 11:02AM

Track Rating: Soft 6, Weather: Overcast, Rail Position: +5m Entire



Section	Overall	L1000	L800	L600	L400	L200
Section Times	1:05.02[8] (0:08.73)	0:56.29[7] (0:10.93)	0:45.36[9] (0:10.75)	0:34.61[8] (0:11.00)	0:23.61[6] (0:11.42)	0:12.19[9] (0:12.19)
Average Speed [km/h]	41.2	66.1	67.7	65.9	63.0	59.2
Top Speed [km/h]	61.8	68.4	68.6	66.9	65.6	61.3
Avg. Dist. to Rail [m]	7.5	1.7	3.7	2.1	6.5	9.0
Avg. Stride Freq. [Hz]	2.4	2.5	2.5	2.5	2.5	2.4
Avg. Stride Length [m]	4.8	6.9	7.2	7.0	6.8	6.7



[] Ranking at each section and finish
-:-:- No data available at this section
NA No data available

Horse/Jockey Name	LOCA BELLA/Jason Holder
Finish Rank	9
Fastest Section Time (Section)	0:10.60 (L800)
Top Speed [km/h] (Section)	70.7 (L1000)
Race State	Finished



Thomas Farms Rc Murray Bridge-
Professional-2025-06-14

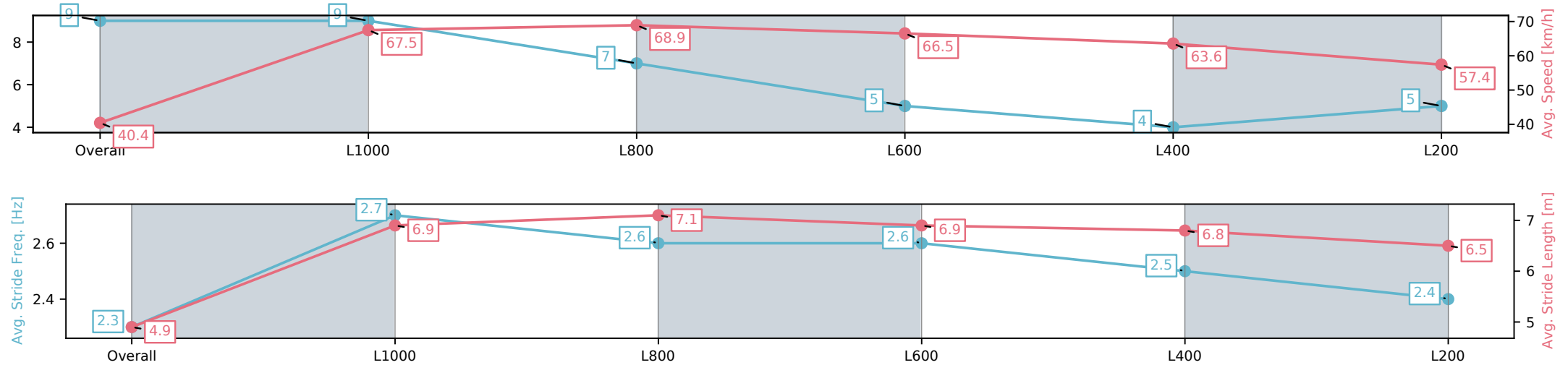
Race 1: Adelaide Galvanising Industries Handicap - 1100m

14 June 2025 - 11:02AM

Track Rating: Soft 6, Weather: Overcast, Rail Position: +5m Entire



Section	Overall	L1000	L800	L600	L400	L200
Section Times	1:05.11[9] (0:08.91)	0:56.20[9] (0:10.67)	0:45.53[7] (0:10.60)	0:34.93[5] (0:11.05)	0:23.88[4] (0:11.35)	0:12.53[5] (0:12.53)
Average Speed [km/h]	40.4	67.5	68.9	66.5	63.6	57.4
Top Speed [km/h]	62.7	70.6	70.7	67.4	67.2	60.6
Avg. Dist. to Rail [m]	4.4	0.4	4.1	5.3	9.8	9.5
Avg. Stride Freq. [Hz]	2.3	2.7	2.6	2.6	2.5	2.4
Avg. Stride Length [m]	4.9	6.9	7.1	6.9	6.8	6.5



[] Ranking at each section and finish
-:-:- No data available at this section
NA No data available

Horse/Jockey Name	SHE SPARKLES/Margaret Collett
Finish Rank	10
Fastest Section Time (Section)	0:10.83 (L800)
Top Speed [km/h] (Section)	68.3 (L1000)
Race State	Finished



Thomas Farms Rc Murray Bridge-
Professional-2025-06-14

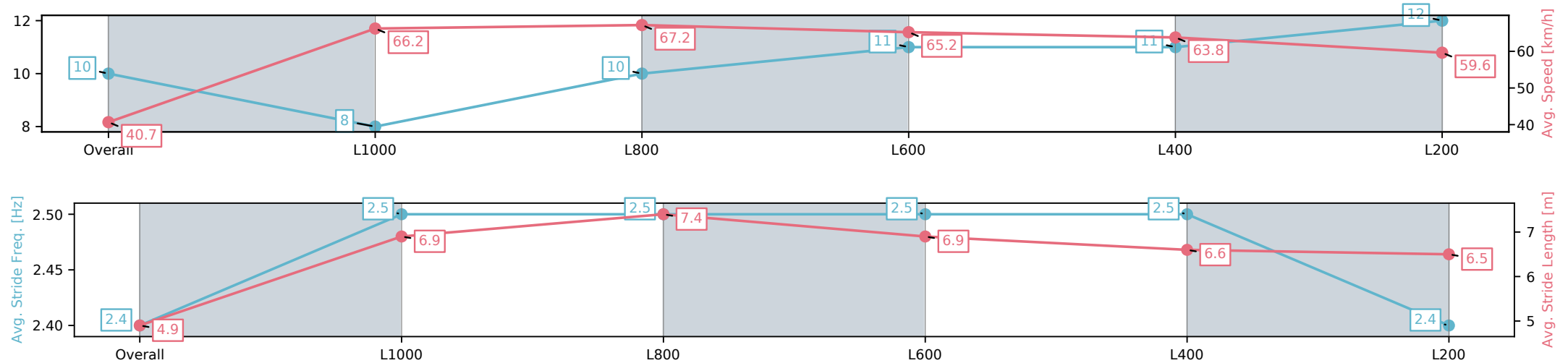
Race 1: Adelaide Galvanising Industries Handicap - 1100m

14 June 2025 - 11:02AM

Track Rating: Soft 6, Weather: Overcast, Rail Position: +5m Entire



Section	Overall	L1000	L800	L600	L400	L200
Section Times	1:05.25[10] (0:08.86)	0:56.39[8] (0:10.90)	0:45.49[10] (0:10.83)	0:34.66[11] (0:11.30)	0:23.36[11] (0:11.30)	0:12.06[12] (0:12.06)
Average Speed [km/h]	40.7	66.2	67.2	65.2	63.8	59.6
Top Speed [km/h]	62.6	67.5	68.3	65.8	65.3	61.6
Avg. Dist. to Rail [m]	5.6	0.7	3.6	5.6	11.0	14.0
Avg. Stride Freq. [Hz]	2.4	2.5	2.5	2.5	2.5	2.4
Avg. Stride Length [m]	4.9	6.9	7.4	6.9	6.6	6.5



[] Ranking at each section and finish
-:-:- No data available at this section
NA No data available

Horse/Jockey Name	ATALA/Andrew Stead
Finish Rank	11
Fastest Section Time (Section)	0:10.66 (L1000)
Top Speed [km/h] (Section)	69.4 (Overall)
Race State	Finished



Thomas Farms Rc Murray Bridge-
Professional-2025-06-14

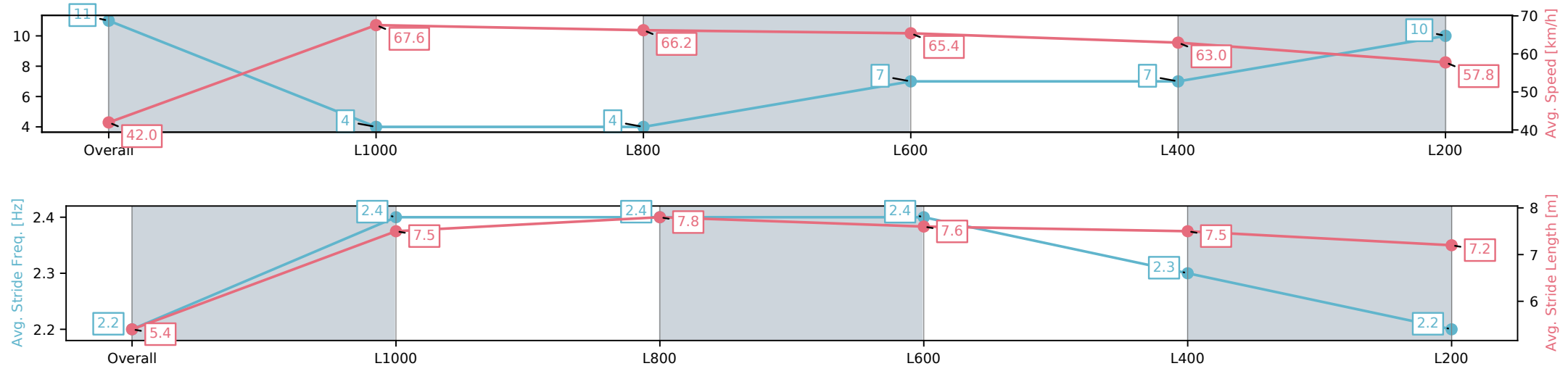
Race 1: Adelaide Galvanising Industries Handicap - 1100m

14 June 2025 - 11:02AM

Track Rating: Soft 6, Weather: Overcast, Rail Position: +5m Entire



Section	Overall	L1000	L800	L600	L400	L200
Section Times	1:05.31[11] (0:08.56)	0:56.74[4] (0:10.66)	0:46.08[4] (0:11.01)	0:35.07[7] (0:11.17)	0:23.90[7] (0:11.44)	0:12.46[10] (0:12.46)
Average Speed [km/h]	42.0	67.6	66.2	65.4	63.0	57.8
Top Speed [km/h]	62.7	69.4	68.1	65.8	65.6	60.4
Avg. Dist. to Rail [m]	3.0	1.0	3.2	3.8	6.0	5.5
Avg. Stride Freq. [Hz]	2.2	2.4	2.4	2.4	2.3	2.2
Avg. Stride Length [m]	5.4	7.5	7.8	7.6	7.5	7.2



Horse/Jockey Name	VAMPIRE SLAYER/Teagan Voorham
Finish Rank	12
Fastest Section Time (Section)	0:10.60 (L1000)
Top Speed [km/h] (Section)	68.8 (Overall)
Race State	Finished



Thomas Farms Rc Murray Bridge-
Professional-2025-06-14

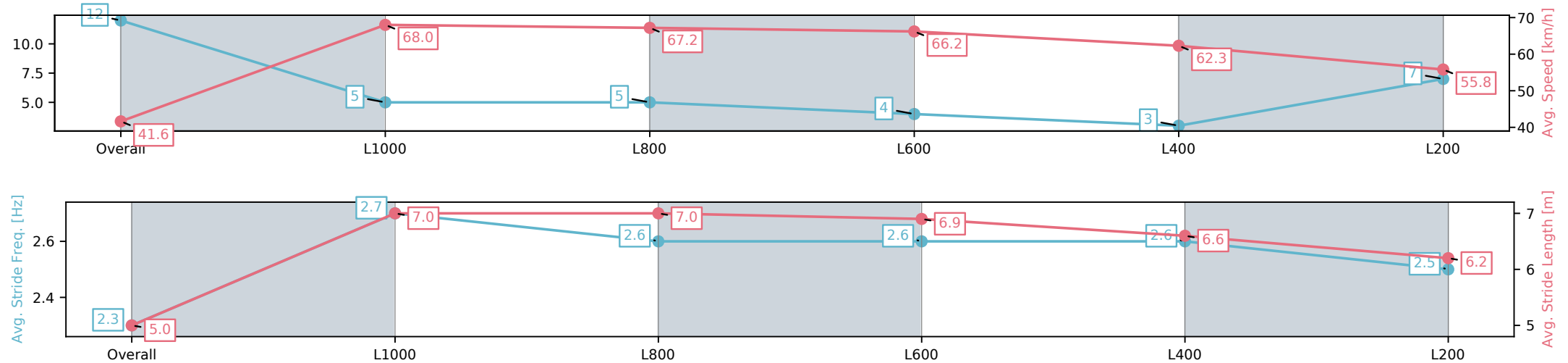
Race 1: Adelaide Galvanising Industries Handicap - 1100m

14 June 2025 - 11:02AM

Track Rating: Soft 6, Weather: Overcast, Rail Position: +5m Entire



Section	Overall	L1000	L800	L600	L400	L200
Section Times	1:05.61[12] (0:08.65)	0:56.96[5] (0:10.60)	0:46.36[5] (0:10.90)	0:35.46[4] (0:11.00)	0:24.46[3] (0:11.56)	0:12.89[7] (0:12.89)
Average Speed [km/h]	41.6	68.0	67.2	66.2	62.3	55.8
Top Speed [km/h]	64.2	68.8	68.0	67.0	66.5	59.7
Avg. Dist. to Rail [m]	8.6	1.8	4.6	2.8	4.8	4.2
Avg. Stride Freq. [Hz]	2.3	2.7	2.6	2.6	2.6	2.5
Avg. Stride Length [m]	5.0	7.0	7.0	6.9	6.6	6.2



[] Ranking at each section and finish
-:-:- No data available at this section
NA No data available