



# Thomas Farms Rc Murray Bridge-Professional-2025-05-24

## Race 7: Mosel Surveying Handicap - 1100m

24 May 2025 - 3:09PM

Track Rating: Good 4, Weather: Overcast, Rail Position: +3m 1200m Chute; True  
Remainder



Section Field Times							Overall	L1000	L800	L600	L400	L200		
							1:03.87 (0:08.33)	0:55.54 (0:11.39)	0:44.15 (0:10.80)	0:33.34 (0:11.20)	0:22.15 (0:10.96)	0:11.19 (0:11.19)		
Position	#	Horse/Jockey	Barrier	Top Speed [km/h]	Fastest Section	First 400m							Margin	Distance Travelled From Winner [m]
1	10	EROICA	5	68.8	0:10.62	0:25.55	1:03.87	0:55.53 [2]	0:43.87 [5]	0:32.72 [6]	0:21.74 [5]	0:11.12 [2]	1:03.87	
		Rochelle Milnes		600-400	400-200		(0:08.34)	(0:11.66)	(0:11.15)	(0:10.98)	(0:10.62)	(0:11.12)		
2	6	JAZZ AFFAIR	4	68.6	0:10.74	0:25.70	1:04.25	0:55.73 [8]	0:44.06 [8]	0:32.99 [8]	0:22.00 [6]	0:11.26 [5]	2.68L	+3
		Jake Toeroek		800-600	400-200		(0:08.52)	(0:11.67)	(0:11.07)	(0:10.99)	(0:10.74)	(0:11.26)		
3	1	SANTASTICO	3	67.6	0:10.89	0:25.20	1:04.55	0:56.18 [4]	0:44.72 [2]	0:33.83 [2]	0:22.82 [2]	0:11.87 [1]	4.71L	-1
		Jacob Opperman		1000-800	800-600		(0:08.37)	(0:11.46)	(0:10.89)	(0:11.01)	(0:10.95)	(0:11.87)		
4	12	SHARENDIPITY	8	68.8	0:10.71	0:25.76	1:04.56	0:55.98 [10]	0:44.26 [10]	0:33.23 [9]	0:22.05 [8]	0:11.34 [7]	4.79L	+3
		Jason Holder		600-400	400-200		(0:08.57)	(0:11.72)	(0:11.03)	(0:11.18)	(0:10.71)	(0:11.34)		
5	4	BEAUTY BOUND	10	67.7	0:10.76	0:25.74	1:04.67	0:56.13 [9]	0:44.43 [9]	0:33.22 [10]	0:22.12 [10]	0:11.36 [8]	5.54L	+3
		Taylor Johnstone		600-400	400-200		(0:08.54)	(0:11.70)	(0:11.21)	(0:11.10)	(0:10.76)	(0:11.36)		
6	11	HAJRA	12	68.9	0:10.60	0:26.01	1:04.68	0:56.00 [11]	0:44.17 [11]	0:32.98 [11]	0:21.87 [11]	0:11.27 [10]	5.65L	+2
		Connor Murtagh		600-400	400-200		(0:08.68)	(0:11.83)	(0:11.19)	(0:11.11)	(0:10.60)	(0:11.27)		
7	2	THE GUAVA	6	67.6	0:10.98	0:25.37	1:04.69	0:56.31 [5]	0:44.80 [4]	0:33.82 [3]	0:22.74 [3]	0:11.72 [4]	5.71L	-2
		Caitlin Tootell		1000-800	800-600		(0:08.38)	(0:11.51)	(0:10.98)	(0:11.08)	(0:11.02)	(0:11.72)		
8	8	OVERSTRIKE	11	69.6	0:10.80	0:24.98	1:04.93	0:56.54 [6]	0:45.21 [1]	0:34.41 [1]	0:23.21 [1]	0:12.11 [3]	7.39L	+0
		Justin Potter		1000-800	800-600		(0:08.39)	(0:11.33)	(0:10.80)	(0:11.20)	(0:11.10)	(0:12.11)		
9	9	RUNAWAY STATEMENT	1	67.0	0:10.98	0:25.54	1:05.01	0:56.68 [1]	0:44.94 [7]	0:33.87 [5]	0:22.68 [7]	0:11.70 [8]	7.93L	+1
		Lachlan Neindorf		1000-800	400-200		(0:08.33)	(0:11.74)	(0:11.07)	(0:11.19)	(0:10.98)	(0:11.70)		
10	5	I CATCHEM FOX	9	67.8	0:10.74	0:26.27	1:05.06	0:56.16 [12]	0:44.32 [12]	0:33.12 [12]	0:22.13 [12]	0:11.39 [12]	8.25L	+2
		Ben Price		800-600	400-200		(0:08.90)	(0:11.84)	(0:11.20)	(0:10.99)	(0:10.74)	(0:11.39)		

Scratched: Hello World (#3), Cararada (#13)

Report Created: Sat 24 May 2025 15:55:23 GMT+10 (Note: Timing is based on positional data)

Page 1/14

[ ] Position in running at each section and finish  
-:-:- No data available at this section  
NA No data available  
# Saddle cloth number  
DNF Did not finish  
DNT Did not track  
Background shading for fastest section



Thomas Farms Rc Murray Bridge-Professional-2025-05-24  
Race 7: Mosel Surveying Handicap - 1100m  
24 May 2025 - 3:09PM



Track Rating: Good 4, Weather: Overcast, Rail Position: +3m 1200m Chute; True  
Remainder

Section

Field Times

Overall

L1000

L800

L600

L400

L200

1:03.87

0:55.54

0:44.15

0:33.34

0:22.15

0:11.19

(0:08.33)

(0:11.39)

(0:10.80)

(0:11.20)

(0:10.96)

(0:11.19)

Position	#	Horse/Jockey	Barrier	Top Speed [km/h]	Fastest Section	First 400m	Overall	L1000	L800	L600	L400	L200	Margin	Distance Travelled From Winner [m]
11	7	MISS KERMIE	2	67.7	0:11.02	0:25.28	1:05.32	0:56.97 [3]	0:45.45 [3]	0:34.43 [4]	0:23.30 [4]	0:12.12 [6]	10.11L	-1
		Caitlin Jones		800-600	800-600		(0:08.35)	(0:11.52)	(0:11.02)	(0:11.13)	(0:11.18)	(0:12.12)		
12	14	UTAH JOE	7	67.8	0:10.95	0:25.48	1:05.44	0:56.96 [7]	0:45.41 [6]	0:34.24 [7]	0:22.91 [9]	0:11.96 [11]	10.92L	+7
		Stacey Metcalfe		800-600	400-200		(0:08.48)	(0:11.55)	(0:11.17)	(0:11.33)	(0:10.95)	(0:11.96)		

Scratched: Hello World (#3), Cararada (#13)

Horse/Jockey Name	EROICA/Rochelle Milnes
Finish Rank	1
Fastest Section Time (Section)	0:10.62 (L400)
Top Speed [km/h] (Section)	68.8 (L600)
Race State	Finished



Thomas Farms Rc Murray Bridge-  
Professional-2025-05-24

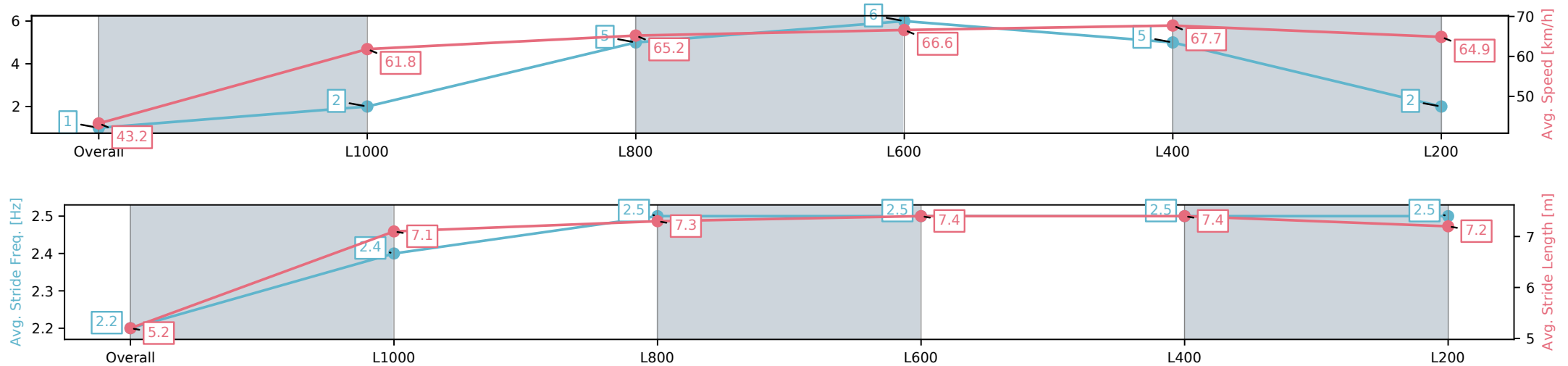
Race 7: Mosel Surveying Handicap - 1100m

24 May 2025 - 3:09PM

Track Rating: Good 4, Weather: Overcast, Rail Position: +3m 1200m  
Chute; True Remainder



Section	Overall	L1000	L800	L600	L400	L200
Section Times	1:03.87[1] (0:08.34)	0:55.53[2] (0:11.66)	0:43.87[5] (0:11.15)	0:32.72[6] (0:10.98)	0:21.74[5] (0:10.62)	0:11.12[2] (0:11.12)
Average Speed [km/h]	43.2	61.8	65.2	66.6	67.7	64.9
Top Speed [km/h]	58.9	64.0	66.1	67.1	68.8	66.6
Avg. Dist. to Rail [m]	4.7	3.4	4.4	3.6	5.3	6.5
Avg. Stride Freq. [Hz]	2.2	2.4	2.5	2.5	2.5	2.5
Avg. Stride Length [m]	5.2	7.1	7.3	7.4	7.4	7.2



- [ ] Ranking at each section and finish
- :-:- No data available at this section
- NA No data available

Horse/Jockey Name	JAZZ AFFAIR/Jake Toeroek
Finish Rank	2
Fastest Section Time (Section)	0:10.74 (L400)
Top Speed [km/h] (Section)	68.6 (L800)
Race State	Finished



Thomas Farms Rc Murray Bridge-  
Professional-2025-05-24

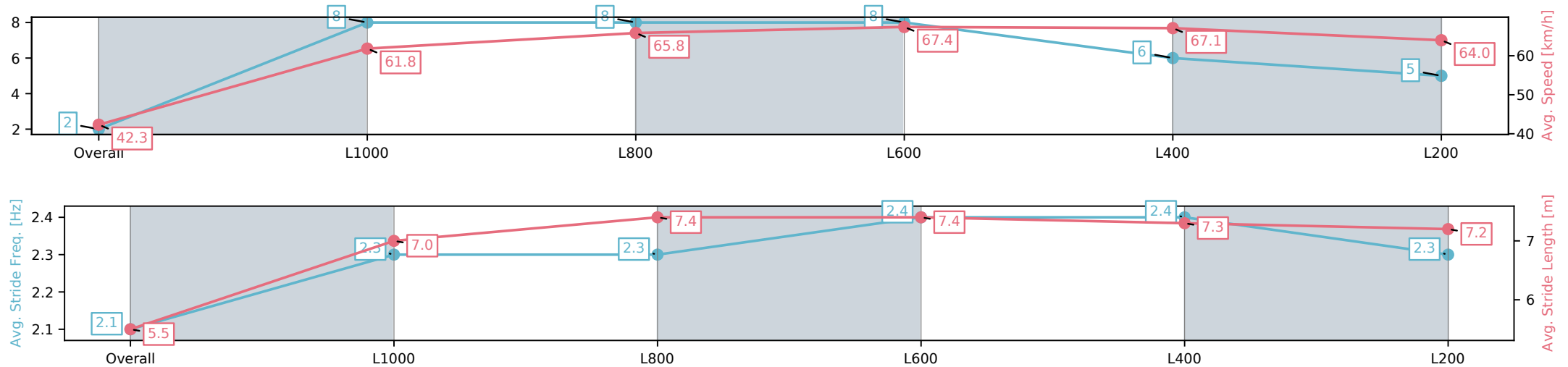
Race 7: Mosel Surveying Handicap - 1100m

24 May 2025 - 3:09PM

Track Rating: Good 4, Weather: Overcast, Rail Position: +3m 1200m  
Chute; True Remainder



Section	Overall	L1000	L800	L600	L400	L200
Section Times	1:04.25[2] (0:08.52)	0:55.73[8] (0:11.67)	0:44.06[8] (0:11.07)	0:32.99[8] (0:10.99)	0:22.00[6] (0:10.74)	0:11.26[5] (0:11.26)
Average Speed [km/h]	42.3	61.8	65.8	67.4	67.1	64.0
Top Speed [km/h]	58.8	63.5	66.8	68.6	68.2	66.5
Avg. Dist. to Rail [m]	4.4	2.8	4.9	6.8	10.9	11.5
Avg. Stride Freq. [Hz]	2.1	2.3	2.3	2.4	2.4	2.3
Avg. Stride Length [m]	5.5	7.0	7.4	7.4	7.3	7.2



[ ] Ranking at each section and finish  
-:-:- No data available at this section  
NA No data available

Horse/Jockey Name	SANTASTICO/Jacob Opperman
Finish Rank	3
Fastest Section Time (Section)	0:10.89 (L800)
Top Speed [km/h] (Section)	67.6 (L1000)
Race State	Finished



Thomas Farms Rc Murray Bridge-  
Professional-2025-05-24

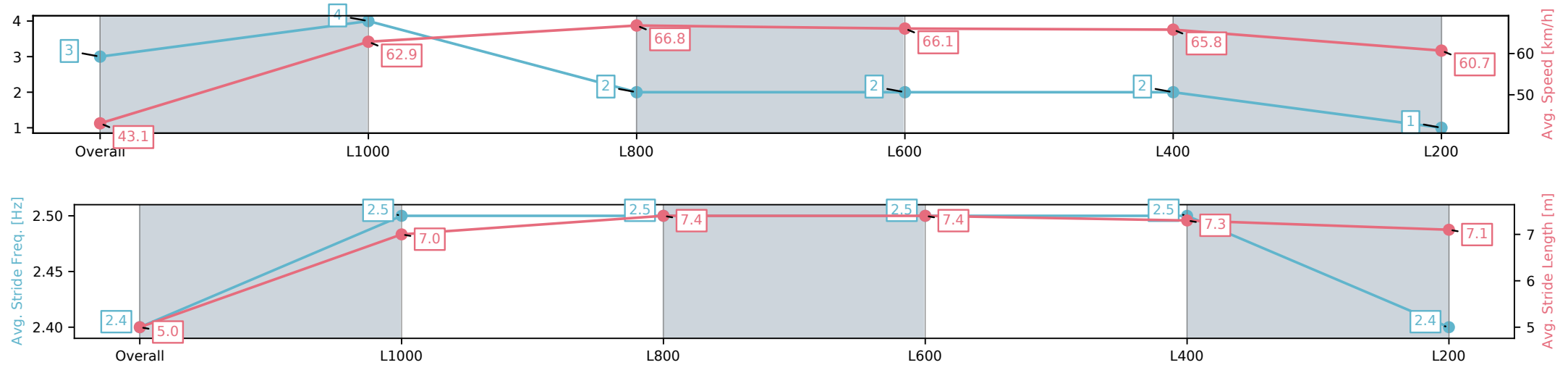
Race 7: Mosel Surveying Handicap - 1100m

24 May 2025 - 3:09PM

Track Rating: Good 4, Weather: Overcast, Rail Position: +3m 1200m  
Chute; True Remainder



Section	Overall	L1000	L800	L600	L400	L200
Section Times	1:04.55[3] (0:08.37)	0:56.18[4] (0:11.46)	0:44.72[2] (0:10.89)	0:33.83[2] (0:11.01)	0:22.82[2] (0:10.95)	0:11.87[1] (0:11.87)
Average Speed [km/h]	43.1	62.9	66.8	66.1	65.8	60.7
Top Speed [km/h]	60.1	65.6	67.6	66.8	66.8	63.3
Avg. Dist. to Rail [m]	3.2	2.4	3.8	2.4	3.7	5.1
Avg. Stride Freq. [Hz]	2.4	2.5	2.5	2.5	2.5	2.4
Avg. Stride Length [m]	5.0	7.0	7.4	7.4	7.3	7.1



[ ] Ranking at each section and finish  
-:-:- No data available at this section  
NA No data available

Horse/Jockey Name	SHARENDIPITY/Jason Holder
Finish Rank	4
Fastest Section Time (Section)	0:10.71 (L400)
Top Speed [km/h] (Section)	68.8 (L600)
Race State	Finished



Thomas Farms Rc Murray Bridge-  
Professional-2025-05-24

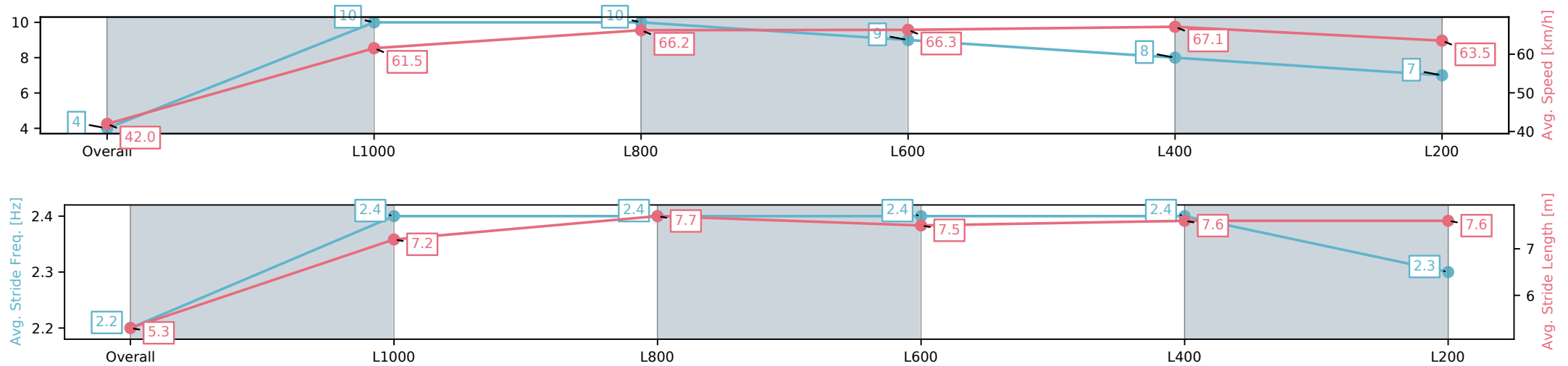
Race 7: Mosel Surveying Handicap - 1100m

24 May 2025 - 3:09PM

Track Rating: Good 4, Weather: Overcast, Rail Position: +3m 1200m  
Chute; True Remainder



Section	Overall	L1000	L800	L600	L400	L200
Section Times	1:04.56[4] (0:08.57)	0:55.98[10] (0:11.72)	0:44.26[10] (0:11.03)	0:33.23[9] (0:11.18)	0:22.05[8] (0:10.71)	0:11.34[7] (0:11.34)
Average Speed [km/h]	42.0	61.5	66.2	66.3	67.1	63.5
Top Speed [km/h]	58.0	63.8	67.8	67.8	68.8	65.9
Avg. Dist. to Rail [m]	8.0	5.3	5.2	6.8	12.5	12.4
Avg. Stride Freq. [Hz]	2.2	2.4	2.4	2.4	2.4	2.3
Avg. Stride Length [m]	5.3	7.2	7.7	7.5	7.6	7.6



[ ] Ranking at each section and finish  
-:-:- No data available at this section  
NA No data available

Horse/Jockey Name	BEAUTY BOUND/Taylor Johnstone
Finish Rank	5
Fastest Section Time (Section)	0:10.76 (L400)
Top Speed [km/h] (Section)	67.7 (L600)
Race State	Finished



Thomas Farms Rc Murray Bridge-  
Professional-2025-05-24

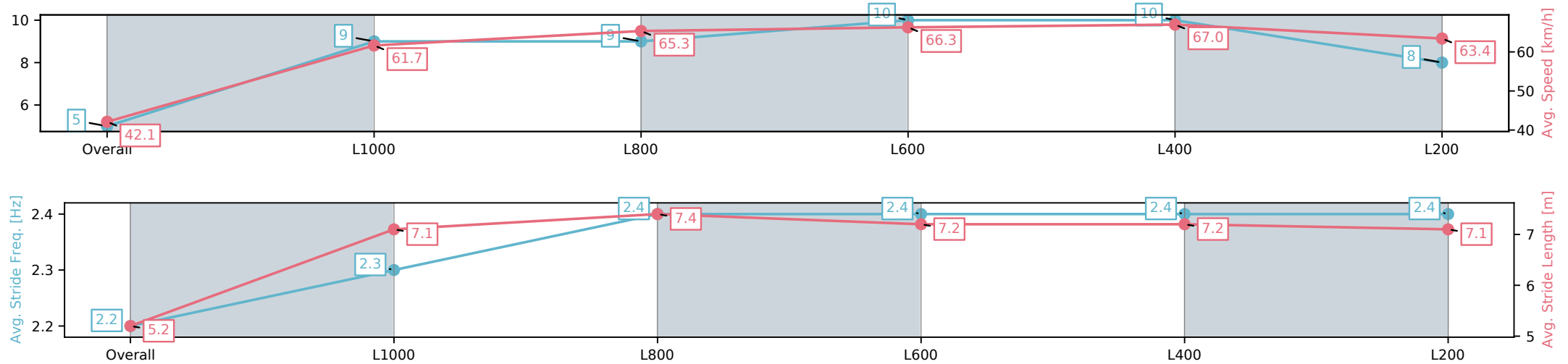
Race 7: Mosel Surveying Handicap - 1100m

24 May 2025 - 3:09PM

Track Rating: Good 4, Weather: Overcast, Rail Position: +3m 1200m  
Chute; True Remainder



Section	Overall	L1000	L800	L600	L400	L200
Section Times	1:04.67[5] (0:08.54)	0:56.13[9] (0:11.70)	0:44.43[9] (0:11.21)	0:33.22[10] (0:11.10)	0:22.12[10] (0:10.76)	0:11.36[8] (0:11.36)
Average Speed [km/h]	42.1	61.7	65.3	66.3	67.0	63.4
Top Speed [km/h]	58.7	63.5	66.2	67.5	67.7	65.6
Avg. Dist. to Rail [m]	9.2	6.5	5.8	5.6	9.3	10.6
Avg. Stride Freq. [Hz]	2.2	2.3	2.4	2.4	2.4	2.4
Avg. Stride Length [m]	5.2	7.1	7.4	7.2	7.2	7.1



[ ] Ranking at each section and finish  
-:-:- No data available at this section  
NA No data available

Horse/Jockey Name	HAJRA/Connor Murtagh
Finish Rank	6
Fastest Section Time (Section)	0:10.60 (L400)
Top Speed [km/h] (Section)	68.9 (L600)
Race State	Finished



Thomas Farms Rc Murray Bridge-  
Professional-2025-05-24

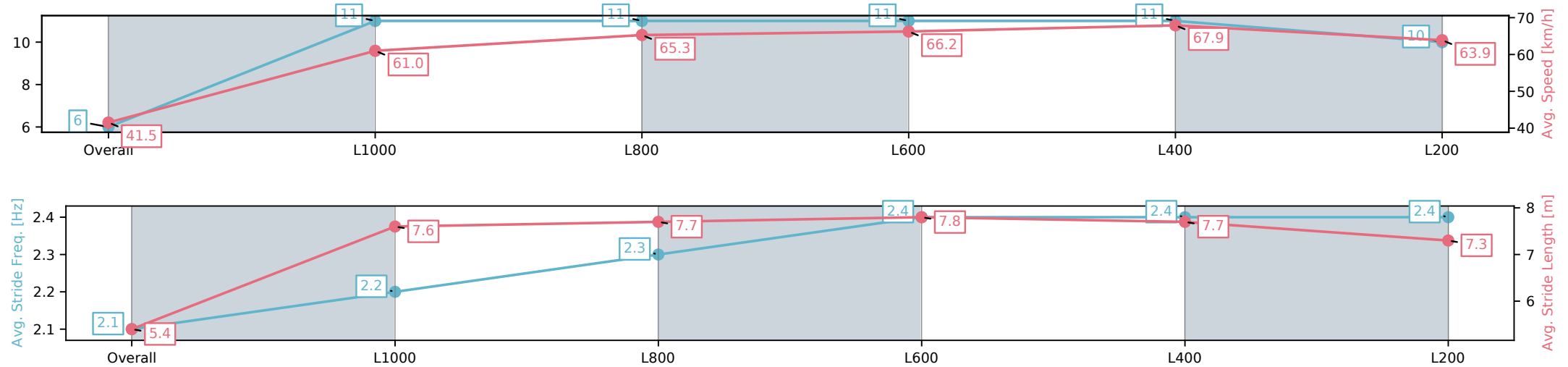
Race 7: Mosel Surveying Handicap - 1100m

24 May 2025 - 3:09PM

Track Rating: Good 4, Weather: Overcast, Rail Position: +3m 1200m  
Chute; True Remainder



Section	Overall	L1000	L800	L600	L400	L200
Section Times	1:04.68[6] (0:08.68)	0:56.00[11] (0:11.83)	0:44.17[11] (0:11.19)	0:32.98[11] (0:11.11)	0:21.87[11] (0:10.60)	0:11.27[10] (0:11.27)
Average Speed [km/h]	41.5	61.0	65.3	66.2	67.9	63.9
Top Speed [km/h]	57.8	63.6	67.2	68.1	68.9	67.1
Avg. Dist. to Rail [m]	11.9	6.9	5.8	5.2	9.9	10.1
Avg. Stride Freq. [Hz]	2.1	2.2	2.3	2.4	2.4	2.4
Avg. Stride Length [m]	5.4	7.6	7.7	7.8	7.7	7.3



[ ] Ranking at each section and finish  
-:-:- No data available at this section  
NA No data available



Horse/Jockey Name	THE GUAVA/Caitlin Tootell
Finish Rank	7
Fastest Section Time (Section)	0:10.98 (L800)
Top Speed [km/h] (Section)	67.6 (L1000)
Race State	Finished



Thomas Farms Rc Murray Bridge-  
Professional-2025-05-24

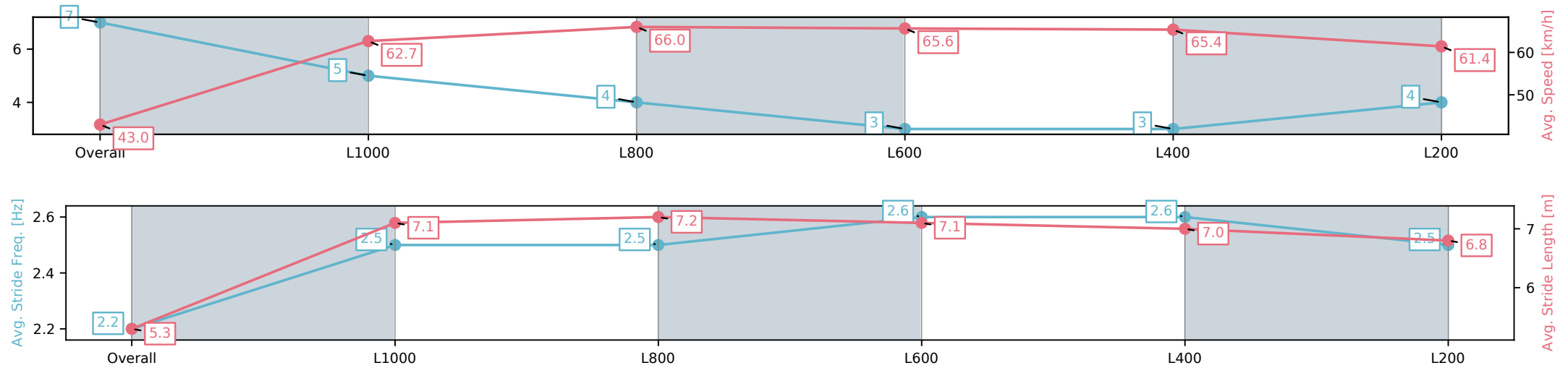
Race 7: Mosel Surveying Handicap - 1100m

24 May 2025 - 3:09PM

Track Rating: Good 4, Weather: Overcast, Rail Position: +3m 1200m  
Chute; True Remainder



Section	Overall	L1000	L800	L600	L400	L200
Section Times	1:04.69[7] (0:08.38)	0:56.31[5] (0:11.51)	0:44.80[4] (0:10.98)	0:33.82[3] (0:11.08)	0:22.74[3] (0:11.02)	0:11.72[4] (0:11.72)
Average Speed [km/h]	43.0	62.7	66.0	65.6	65.4	61.4
Top Speed [km/h]	59.9	64.3	67.6	67.5	66.8	63.0
Avg. Dist. to Rail [m]	5.9	3.6	3.2	2.4	5.8	8.6
Avg. Stride Freq. [Hz]	2.2	2.5	2.5	2.6	2.6	2.5
Avg. Stride Length [m]	5.3	7.1	7.2	7.1	7.0	6.8



[ ] Ranking at each section and finish  
-:-:- No data available at this section  
NA No data available

Horse/Jockey Name	OVERSTRIKE/Justin Potter
Finish Rank	8
Fastest Section Time (Section)	0:10.80 (L800)
Top Speed [km/h] (Section)	69.6 (L1000)
Race State	Finished



Thomas Farms Rc Murray Bridge-  
Professional-2025-05-24

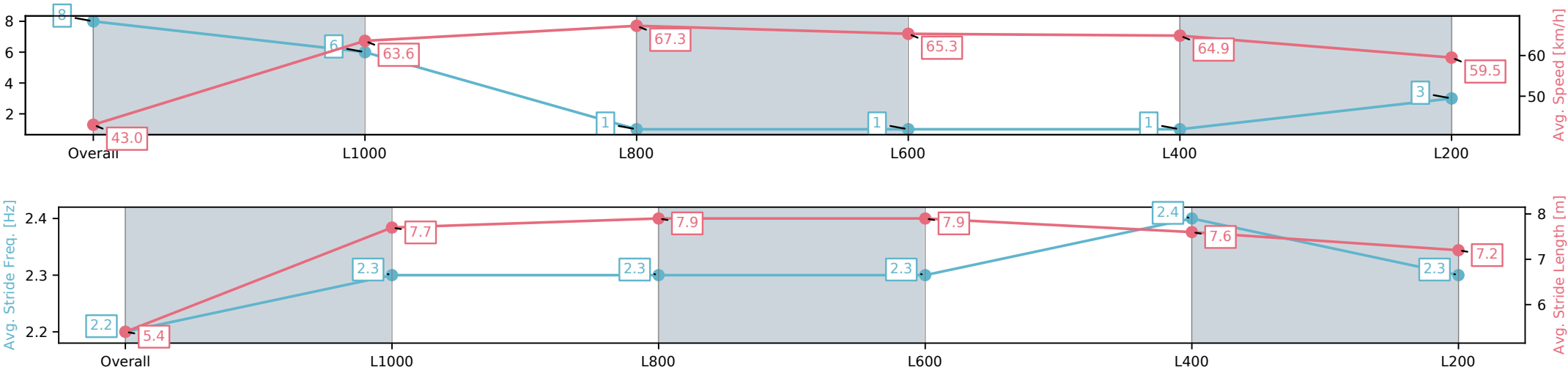
Race 7: Mosel Surveying Handicap - 1100m

24 May 2025 - 3:09PM

Track Rating: Good 4, Weather: Overcast, Rail Position: +3m 1200m  
Chute; True Remainder



Section	Overall	L1000	L800	L600	L400	L200
Section Times	1:04.93[8] (0:08.39)	0:56.54[6] (0:11.33)	0:45.21[1] (0:10.80)	0:34.41[1] (0:11.20)	0:23.21[1] (0:11.10)	0:12.11[3] (0:12.11)
Average Speed [km/h]	43.0	63.6	67.3	65.3	64.9	59.5
Top Speed [km/h]	60.1	66.9	69.6	66.7	66.4	62.6
Avg. Dist. to Rail [m]	10.7	7.5	4.5	4.0	5.4	4.0
Avg. Stride Freq. [Hz]	2.2	2.3	2.3	2.3	2.4	2.3
Avg. Stride Length [m]	5.4	7.7	7.9	7.9	7.6	7.2



[ ] Ranking at each section and finish  
-:-:- No data available at this section  
NA No data available

Horse/Jockey Name	RUNAWAY STATEMENT/Lachlan Neindorf
Finish Rank	9
Fastest Section Time (Section)	0:10.98 (L400)
Top Speed [km/h] (Section)	67.0 (L1000)
Race State	Finished



Thomas Farms Rc Murray Bridge-  
Professional-2025-05-24

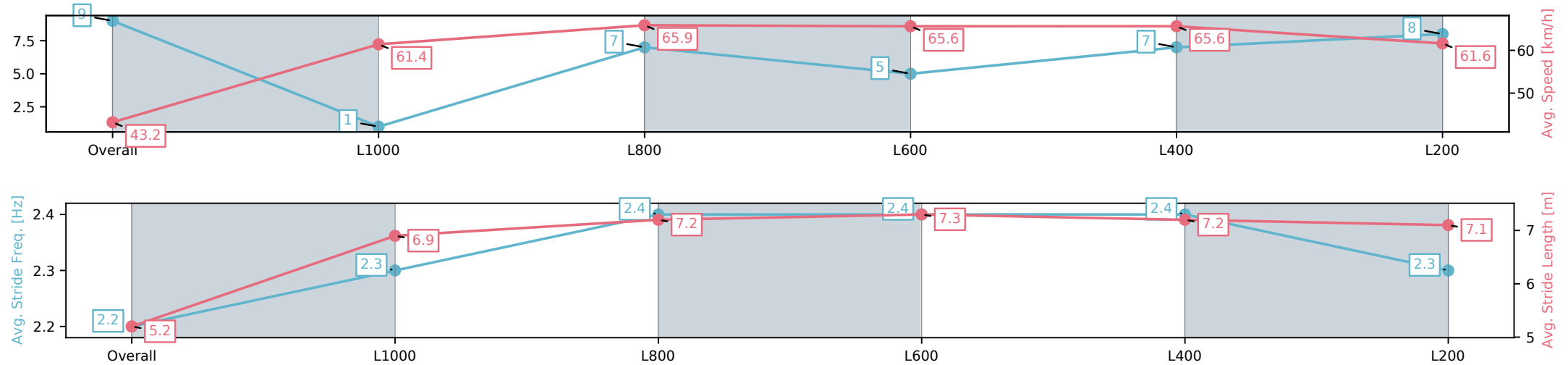
Race 7: Mosel Surveying Handicap - 1100m

24 May 2025 - 3:09PM

Track Rating: Good 4, Weather: Overcast, Rail Position: +3m 1200m  
Chute; True Remainder



Section	Overall	L1000	L800	L600	L400	L200
Section Times	1:05.01[9] (0:08.33)	0:56.68[1] (0:11.74)	0:44.94[7] (0:11.07)	0:33.87[5] (0:11.19)	0:22.68[7] (0:10.98)	0:11.70[8] (0:11.70)
Average Speed [km/h]	43.2	61.4	65.9	65.6	65.6	61.6
Top Speed [km/h]	59.8	64.2	67.0	66.7	66.3	64.8
Avg. Dist. to Rail [m]	2.6	2.0	4.5	5.0	8.0	10.0
Avg. Stride Freq. [Hz]	2.2	2.3	2.4	2.4	2.4	2.3
Avg. Stride Length [m]	5.2	6.9	7.2	7.3	7.2	7.1



[ ] Ranking at each section and finish  
-:-:- No data available at this section  
NA No data available

Horse/Jockey Name	I CATCHEM FOX/Ben Price
Finish Rank	10
Fastest Section Time (Section)	0:10.74 (L400)
Top Speed [km/h] (Section)	67.8 (L800)
Race State	Finished



Thomas Farms Rc Murray Bridge-  
Professional-2025-05-24

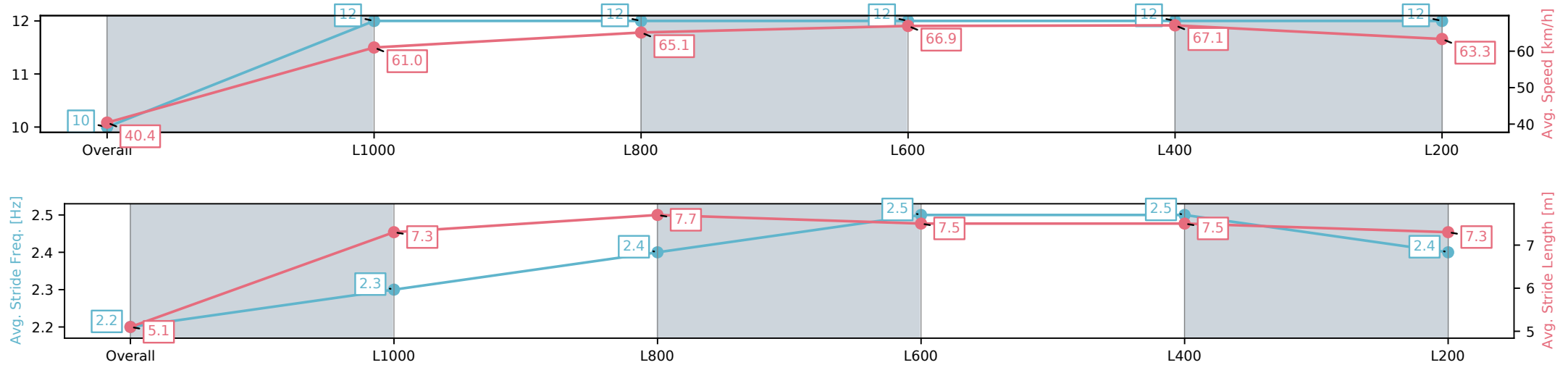
Race 7: Mosel Surveying Handicap - 1100m

24 May 2025 - 3:09PM

Track Rating: Good 4, Weather: Overcast, Rail Position: +3m 1200m  
Chute; True Remainder



Section	Overall	L1000	L800	L600	L400	L200
Section Times	1:05.06[10] (0:08.90)	0:56.16[12] (0:11.84)	0:44.32[12] (0:11.20)	0:33.12[12] (0:10.99)	0:22.13[12] (0:10.74)	0:11.39[12] (0:11.39)
Average Speed [km/h]	40.4	61.0	65.1	66.9	67.1	63.3
Top Speed [km/h]	59.0	63.6	66.5	67.8	67.7	65.4
Avg. Dist. to Rail [m]	9.3	6.2	5.4	5.4	9.9	11.7
Avg. Stride Freq. [Hz]	2.2	2.3	2.4	2.5	2.5	2.4
Avg. Stride Length [m]	5.1	7.3	7.7	7.5	7.5	7.3



[ ] Ranking at each section and finish  
-:-:- No data available at this section  
NA No data available

Horse/Jockey Name	MISS KERMIE/Caitlin Jones
Finish Rank	11
Fastest Section Time (Section)	0:11.02 (L800)
Top Speed [km/h] (Section)	67.7 (L800)
Race State	Finished



Thomas Farms Rc Murray Bridge-  
Professional-2025-05-24

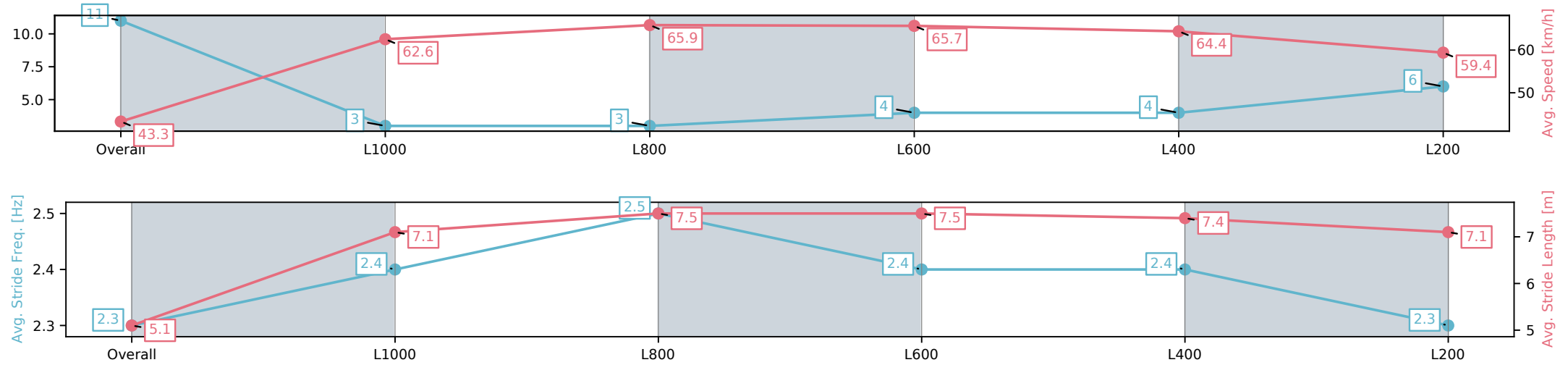
Race 7: Mosel Surveying Handicap - 1100m

24 May 2025 - 3:09PM

Track Rating: Good 4, Weather: Overcast, Rail Position: +3m 1200m  
Chute; True Remainder



Section	Overall	L1000	L800	L600	L400	L200
Section Times	1:05.32[11] (0:08.35)	0:56.97[3] (0:11.52)	0:45.45[3] (0:11.02)	0:34.43[4] (0:11.13)	0:23.30[4] (0:11.18)	0:12.12[6] (0:12.12)
Average Speed [km/h]	43.3	62.6	65.9	65.7	64.4	59.4
Top Speed [km/h]	60.0	65.6	66.9	67.7	67.0	62.1
Avg. Dist. to Rail [m]	3.2	1.9	3.3	3.9	8.6	9.4
Avg. Stride Freq. [Hz]	2.3	2.4	2.5	2.4	2.4	2.3
Avg. Stride Length [m]	5.1	7.1	7.5	7.5	7.4	7.1



[ ] Ranking at each section and finish  
-:-:- No data available at this section  
NA No data available

Horse/Jockey Name	UTAH JOE/Stacey Metcalfe
Finish Rank	12
Fastest Section Time (Section)	0:10.95 (L400)
Top Speed [km/h] (Section)	67.8 (L800)
Race State	Finished



Thomas Farms Rc Murray Bridge-  
Professional-2025-05-24

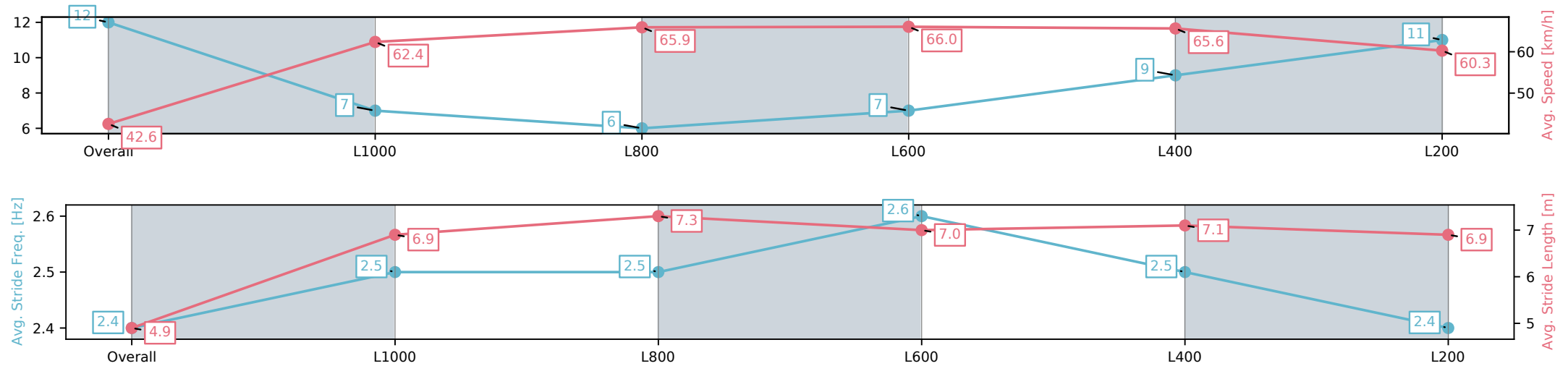
Race 7: Mosel Surveying Handicap - 1100m

24 May 2025 - 3:09PM

Track Rating: Good 4, Weather: Overcast, Rail Position: +3m 1200m  
Chute; True Remainder



Section	Overall	L1000	L800	L600	L400	L200
Section Times	1:05.44[12] (0:08.48)	0:56.96[7] (0:11.55)	0:45.41[6] (0:11.17)	0:34.24[7] (0:11.33)	0:22.91[9] (0:10.95)	0:11.96[11] (0:11.96)
Average Speed [km/h]	42.6	62.4	65.9	66.0	65.6	60.3
Top Speed [km/h]	59.7	64.6	66.7	67.8	67.5	64.2
Avg. Dist. to Rail [m]	7.5	5.4	7.1	8.9	12.7	13.7
Avg. Stride Freq. [Hz]	2.4	2.5	2.5	2.6	2.5	2.4
Avg. Stride Length [m]	4.9	6.9	7.3	7.0	7.1	6.9



[ ] Ranking at each section and finish  
-:-:- No data available at this section  
NA No data available