



# Thomas Farms Rc Murray Bridge-Professional-2025-05-24

Race 6: Eastside Bearing and Brake Supplies Handicap - 900m

24 May 2025 - 2:28PM

Track Rating: Good 4, Weather: Overcast, Rail Position: +3m 1200m Chute; True  
Remainder



## Section Field Times

Section Field Times							Overall 0:50.88 (0:07.66)	L800 0:43.22 (0:10.60)	L600 0:32.62 (0:10.48)	L400 0:22.15 (0:10.73)	L200 0:11.41 (0:11.41)				
Position	#	Horse/Jockey	Barrier	Top Speed [km/h]	Fastest Section	First 400m								Margin	Distance Travelled From Winner [m]
1	7	GRAND HOST	9	71.2	0:10.48	0:24.06	0:50.88	0:42.75 [7]	0:32.08 [6]	0:21.60 [6]	0:11.09 [6]		0:50.88		
		Jessica Tzaferis		800-600	600-400		(0:08.13)	(0:10.67)	(0:10.48)	(0:10.51)	(0:11.09)				
2	2	BEEN OUR ANGEL	7	71.2	0:10.46	0:23.48	0:51.00	0:43.26 [3]	0:32.73 [2]	0:22.27 [1]	0:11.54 [1]		0.79L	+0	
		Caitlin Tootell		800-600	600-400		(0:07.74)	(0:10.53)	(0:10.46)	(0:10.73)	(0:11.54)				
3	11	HYPERNOVA	11	71.4	0:10.38	0:24.33	0:51.14	0:42.75 [10]	0:32.02 [10]	0:21.49 [8]	0:11.11 [8]		1.79L	+2	
		Justin Potter		800-600	400-200		(0:08.39)	(0:10.73)	(0:10.53)	0:10.38 [8]	(0:11.11)				
4	3	BRISTLER	6	71.7	0:10.53	0:23.49	0:51.21	0:43.51 [2]	0:32.85 [3]	0:22.32 [3]	0:11.70 [2]		2.22L	-3	
		Taylor Johnstone		800-600	600-400		(0:07.70)	(0:10.66)	(0:10.53)	(0:10.62)	(0:11.70)				
5	14	GILMORE	2	70.2	0:10.47	0:24.45	0:51.23	0:43.13 [6]	0:32.25 [8]	0:21.57 [9]	0:11.10 [9]		2.35L	-1	
		Lachlan Neindorf		600-400	400-200		(0:08.10)	(0:10.88)	(0:10.68)	(0:10.47)	(0:11.10)				
6	6	BOLTONOVA	8	72.7	0:10.59	0:23.74	0:51.25	0:43.43 [4]	0:32.81 [4]	0:22.22 [5]	0:11.53 [4]		2.52L	+1	
		Margaret Collett		800-600	600-400		(0:07.82)	(0:10.62)	(0:10.59)	(0:10.69)	(0:11.53)				
7	8	RUSSIAN BOBSHARK	5	70.8	0:10.40	0:23.99	0:51.28	0:43.09 [9]	0:32.36 [7]	0:21.96 [7]	0:11.39 [7]		2.68L	-4	
		Ben Price		800-600	600-400		(0:08.19)	(0:10.73)	0:10.40 [7]	(0:10.56)	(0:11.39)				
8	5	SUNZOU	1	70.1	0:10.57	0:23.49	0:51.40	0:43.75 [1]	0:33.15 [1]	0:22.57 [2]	0:11.76 [3]		3.56L	-3	
		Jacob Opperman		800-600	600-400		(0:07.65)	(0:10.60)	(0:10.57)	(0:10.81)	(0:11.76)				
9	4	OLD TIME ROCK	3	70.8	0:10.50	0:23.70	0:51.55	0:43.66 [5]	0:33.04 [5]	0:22.54 [4]	0:11.78 [5]		4.53L	-2	
		Felicity Atkinson		1000-800	600-400		(0:07.89)	(0:10.62)	(0:10.50)	(0:10.76)	(0:11.78)				
10	10	TRULY ELSA	10	69.8	0:10.52	0:24.34	0:51.57	0:43.41 [8]	0:32.53 [9]	0:21.90 [10]	0:11.38 [10]		4.65L	+0	
		Matthew Chadwick		600-400	400-200		(0:08.16)	(0:10.88)	(0:10.63)	(0:10.52)	(0:11.38)				

Scratched: Mine All Mine (#1), Magic Field (#9), Tochka (#12)

Report Created: Sat 24 May 2025 15:19:01 GMT+10 (Note: Timing is based on positional data)

Page 1/13

[ ] Position in running at each section and finish  
-:-:- No data available at this section  
NA No data available  
█ Background shading for fastest section

# Saddle cloth number  
DNF Did not finish  
DNT Did not track



# Thomas Farms Rc Murray Bridge-Professional-2025-05-24

Race 6: Eastside Bearing and Brake Supplies Handicap - 900m

24 May 2025 - 2:28PM

Track Rating: Good 4, Weather: Overcast, Rail Position: +3m 1200m Chute; True  
Remainder



## Section

## Field Times

Overall	L800	L600	L400	L200
0:50.88	0:43.22	0:32.62	0:22.15	0:11.41
(0:07.66)	(0:10.60)	(0:10.48)	(0:10.73)	(0:11.41)

Position	#	Horse/Jockey	Barrier	Top Speed [km/h]	Fastest Section	First 400m							Margin	Distance Travelled From Winner [m]
11	13	MAZOVIA	4	68.6	0:10.73	0:24.82	0:51.79	0:43.39 [11]	0:32.40 [11]	0:21.53 [11]	0:10.80 [11]		6.19L	-3
		Rochelle Milnes		1000-800	400-200		(0:08.40)	(0:10.99)	(0:10.87)	(0:10.73)	(0:10.80)			

Scratched: Mine All Mine (#1), Magic Field (#9), Tochka (#12)

Horse/Jockey Name	GRAND HOST/Jessica Tzaferis
Finish Rank	1
Fastest Section Time (Section)	0:10.48 (L600)
Top Speed [km/h] (Section)	71.2 (L800)
Race State	Finished



Thomas Farms Rc Murray Bridge-  
Professional-2025-05-24

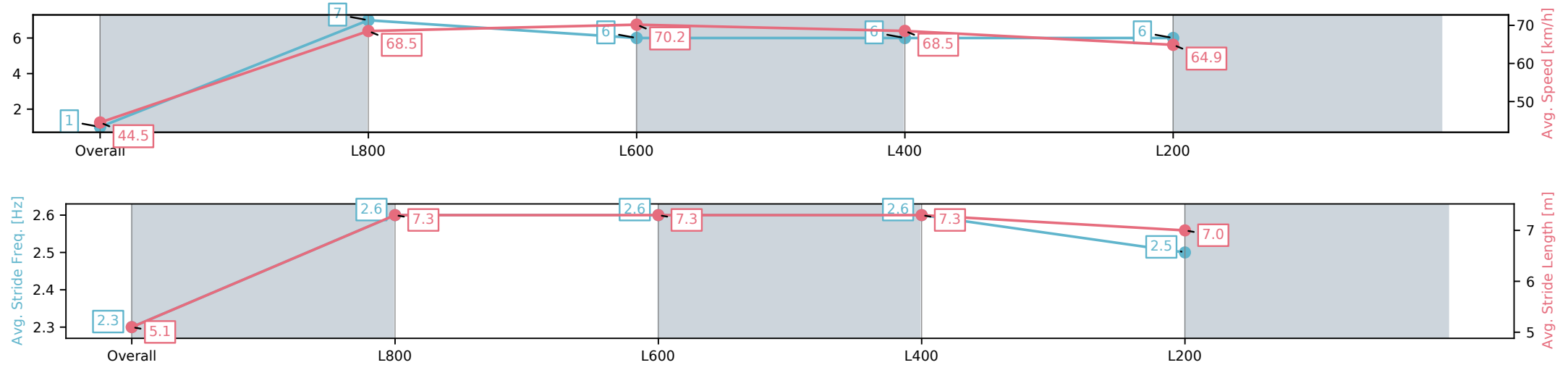
Race 6: Eastside Bearing and Brake Supplies Handicap -  
900m

24 May 2025 - 2:28PM

Track Rating: Good 4, Weather: Overcast, Rail Position: +3m 1200m  
Chute; True Remainder



Section	Overall	L800	L600	L400	L200
Section Times	0:50.88[1] (0:08.13)	0:42.75[7] (0:10.67)	0:32.08[6] (0:10.48)	0:21.60[6] (0:10.51)	0:11.09[6] (0:11.09)
Average Speed [km/h]	44.5	68.5	70.2	68.5	64.9
Top Speed [km/h]	63.4	70.2	71.2	70.6	67.8
Avg. Dist. to Rail [m]	9.7	6.2	5.1	10.6	11.3
Avg. Stride Freq. [Hz]	2.3	2.6	2.6	2.6	2.5
Avg. Stride Length [m]	5.1	7.3	7.3	7.3	7.0



[ ] Ranking at each section and finish  
-:-:- No data available at this section  
NA No data available

Horse/Jockey Name	BEEN OUR ANGEL/Caitlin Tootell
Finish Rank	2
Fastest Section Time (Section)	0:10.46 (L600)
Top Speed [km/h] (Section)	71.2 (L800)
Race State	Finished



Thomas Farms Rc Murray Bridge-  
Professional-2025-05-24

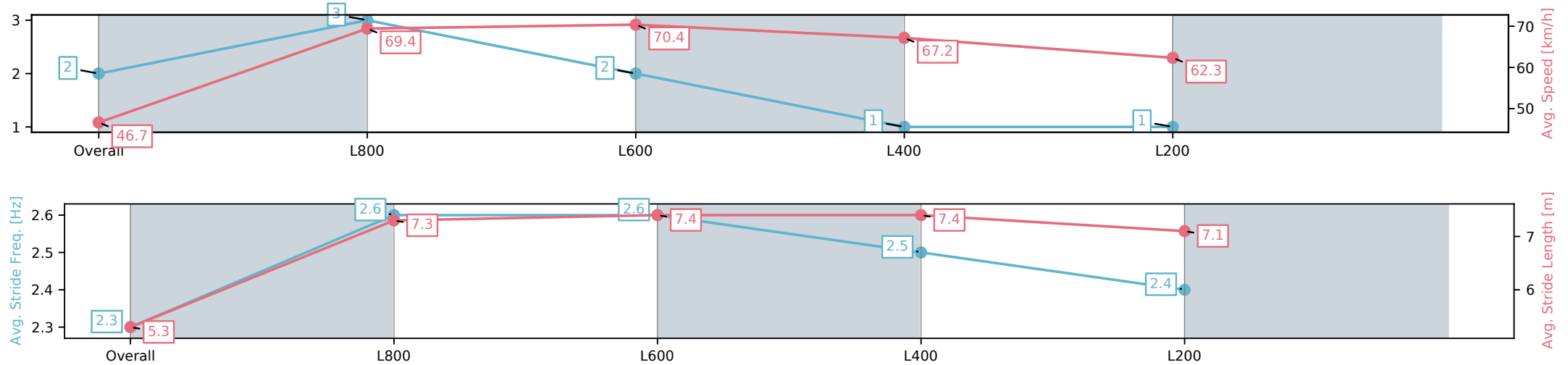
Race 6: Eastside Bearing and Brake Supplies Handicap -  
900m

24 May 2025 - 2:28PM

Track Rating: Good 4, Weather: Overcast, Rail Position: +3m 1200m  
Chute; True Remainder



Section	Overall	L800	L600	L400	L200
Section Times	0:51.00[2] (0:07.74)	0:43.26[3] (0:10.53)	0:32.73[2] (0:10.46)	0:22.27[1] (0:10.73)	0:11.54[1] (0:11.54)
Average Speed [km/h]	46.7	69.4	70.4	67.2	62.3
Top Speed [km/h]	64.6	71.0	71.2	70.3	65.3
Avg. Dist. to Rail [m]	7.2	5.9	5.4	6.9	5.1
Avg. Stride Freq. [Hz]	2.3	2.6	2.6	2.5	2.4
Avg. Stride Length [m]	5.3	7.3	7.4	7.4	7.1



[ ] Ranking at each section and finish  
-:-:- No data available at this section  
NA No data available

Horse/Jockey Name	HYPERNOVA/Justin Potter
Finish Rank	3
Fastest Section Time (Section)	0:10.38 (L400)
Top Speed [km/h] (Section)	71.4 (L800)
Race State	Finished



Thomas Farms Rc Murray Bridge-  
Professional-2025-05-24

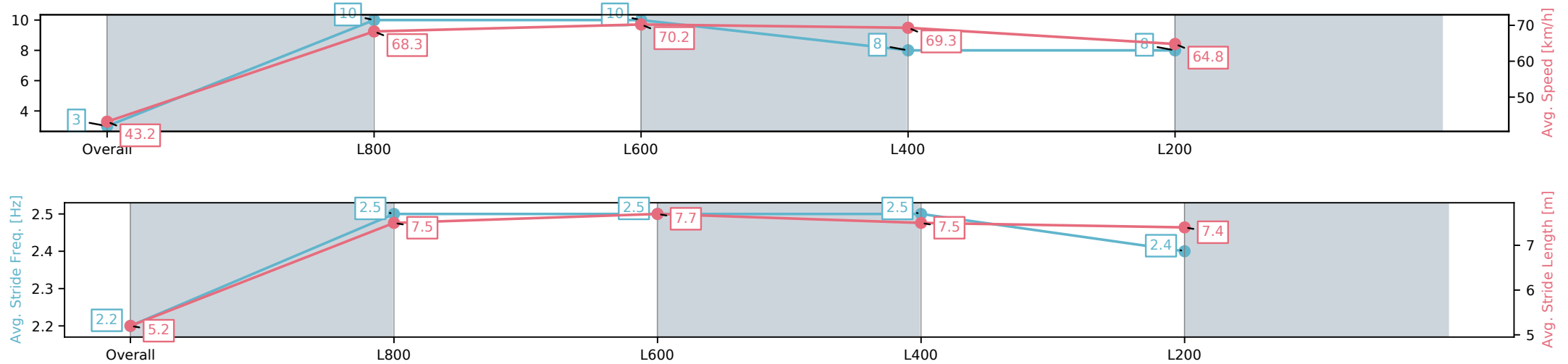
Race 6: Eastside Bearing and Brake Supplies Handicap -  
900m

24 May 2025 - 2:28PM

Track Rating: Good 4, Weather: Overcast, Rail Position: +3m 1200m  
Chute; True Remainder



Section	Overall	L800	L600	L400	L200
Section Times	0:51.14[3] (0:08.39)	0:42.75[10] (0:10.73)	0:32.02[10] (0:10.53)	0:21.49[8] (0:10.38)	0:11.11[8] (0:11.11)
Average Speed [km/h]	43.2	68.3	70.2	69.3	64.8
Top Speed [km/h]	63.8	70.1	71.4	70.3	67.5
Avg. Dist. to Rail [m]	10.8	6.8	6.2	11.3	12.5
Avg. Stride Freq. [Hz]	2.2	2.5	2.5	2.5	2.4
Avg. Stride Length [m]	5.2	7.5	7.7	7.5	7.4



[ ] Ranking at each section and finish  
-:-:- No data available at this section  
NA No data available

Horse/Jockey Name	BRISTLER/Taylor Johnstone
Finish Rank	4
Fastest Section Time (Section)	0:10.53 (L600)
Top Speed [km/h] (Section)	71.7 (L800)
Race State	Finished



Thomas Farms Rc Murray Bridge-  
Professional-2025-05-24

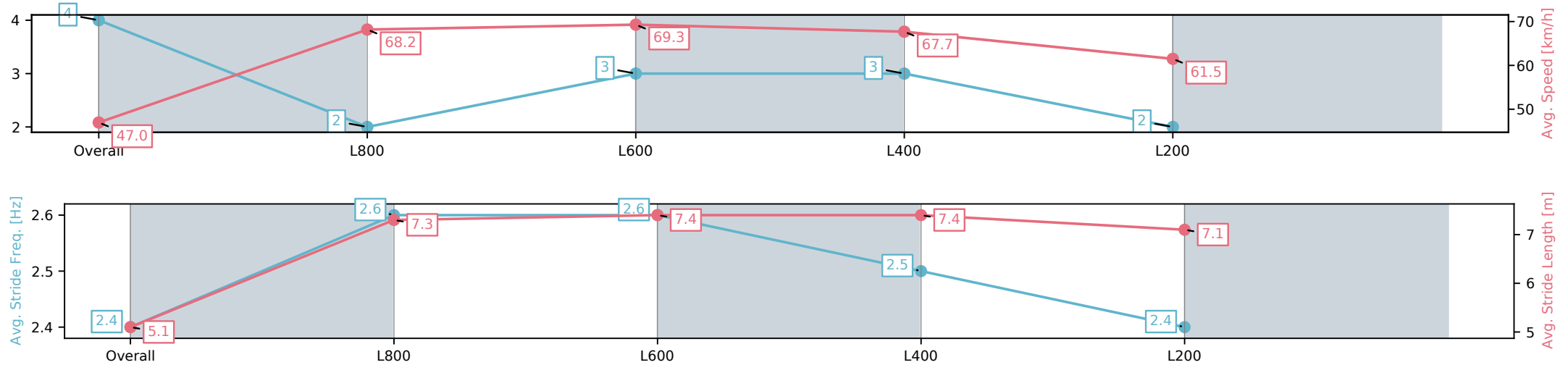
Race 6: Eastside Bearing and Brake Supplies Handicap -  
900m

24 May 2025 - 2:28PM

Track Rating: Good 4, Weather: Overcast, Rail Position: +3m 1200m  
Chute; True Remainder



Section	Overall	L800	L600	L400	L200
Section Times	0:51.21[4] (0:07.70)	0:43.51[2] (0:10.66)	0:32.85[3] (0:10.53)	0:22.32[3] (0:10.62)	0:11.70[2] (0:11.70)
Average Speed [km/h]	47.0	68.2	69.3	67.7	61.5
Top Speed [km/h]	65.9	71.0	71.7	70.2	64.9
Avg. Dist. to Rail [m]	5.8	4.2	2.7	3.3	3.1
Avg. Stride Freq. [Hz]	2.4	2.6	2.6	2.5	2.4
Avg. Stride Length [m]	5.1	7.3	7.4	7.4	7.1



[ ] Ranking at each section and finish  
-:-:- No data available at this section  
NA No data available

Horse/Jockey Name	GILMORE/Lachlan Neindorf
Finish Rank	5
Fastest Section Time (Section)	0:10.47 (L400)
Top Speed [km/h] (Section)	70.2 (L600)
Race State	Finished



Thomas Farms Rc Murray Bridge-  
Professional-2025-05-24

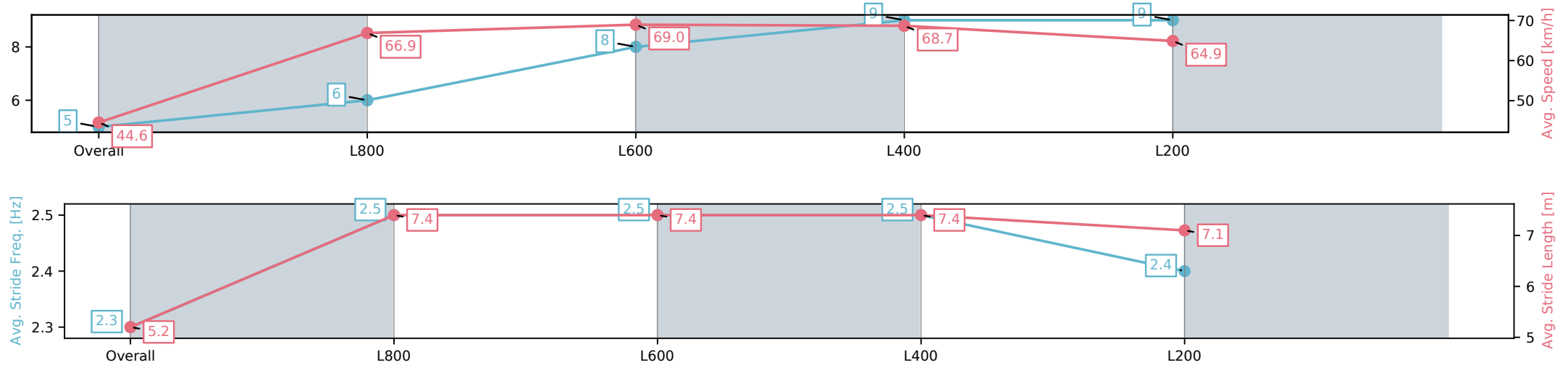
Race 6: Eastside Bearing and Brake Supplies Handicap -  
900m

24 May 2025 - 2:28PM

Track Rating: Good 4, Weather: Overcast, Rail Position: +3m 1200m  
Chute; True Remainder



Section	Overall	L800	L600	L400	L200
Section Times	0:51.23[5] (0:08.10)	0:43.13[6] (0:10.88)	0:32.25[8] (0:10.68)	0:21.57[9] (0:10.47)	0:11.10[9] (0:11.10)
Average Speed [km/h]	44.6	66.9	69.0	68.7	64.9
Top Speed [km/h]	62.8	67.8	70.1	70.2	66.5
Avg. Dist. to Rail [m]	2.6	3.7	5.1	8.5	9.7
Avg. Stride Freq. [Hz]	2.3	2.5	2.5	2.5	2.4
Avg. Stride Length [m]	5.2	7.4	7.4	7.4	7.1



[ ] Ranking at each section and finish  
-:-:- No data available at this section  
NA No data available

Horse/Jockey Name	BOLTONOVA/Margaret Collett
Finish Rank	6
Fastest Section Time (Section)	0:10.59 (L600)
Top Speed [km/h] (Section)	72.7 (L800)
Race State	Finished



Thomas Farms Rc Murray Bridge-  
Professional-2025-05-24

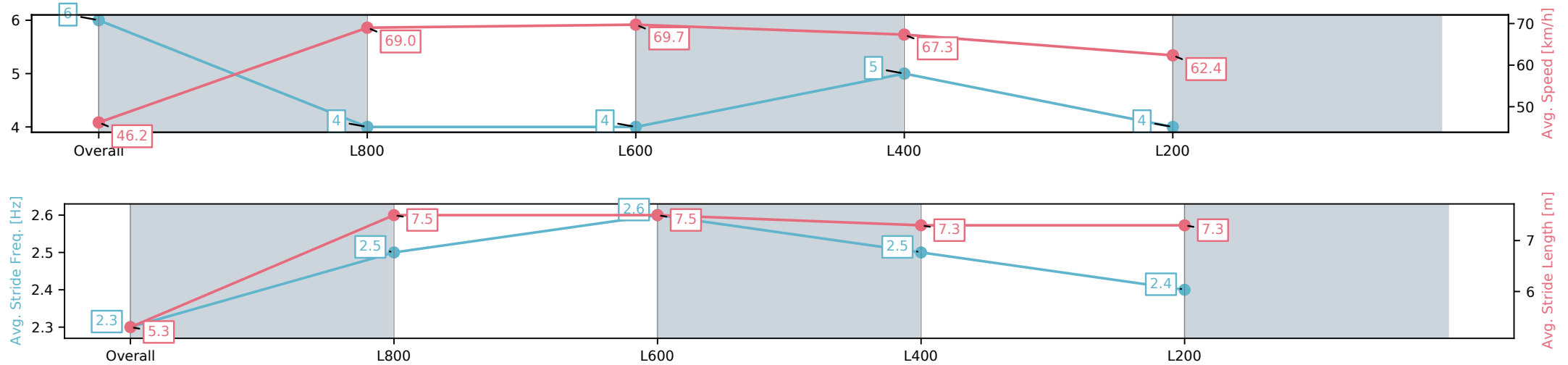
Race 6: Eastside Bearing and Brake Supplies Handicap -  
900m

24 May 2025 - 2:28PM

Track Rating: Good 4, Weather: Overcast, Rail Position: +3m 1200m  
Chute; True Remainder



Section	Overall	L800	L600	L400	L200
Section Times	0:51.25[6] (0:07.82)	0:43.43[4] (0:10.62)	0:32.81[4] (0:10.59)	0:22.22[5] (0:10.69)	0:11.53[4] (0:11.53)
Average Speed [km/h]	46.2	69.0	69.7	67.3	62.4
Top Speed [km/h]	64.5	70.7	72.7	69.2	65.2
Avg. Dist. to Rail [m]	8.5	7.1	5.8	10.6	11.5
Avg. Stride Freq. [Hz]	2.3	2.5	2.6	2.5	2.4
Avg. Stride Length [m]	5.3	7.5	7.5	7.3	7.3



[ ] Ranking at each section and finish  
-:-:- No data available at this section  
NA No data available



Horse/Jockey Name	RUSSIAN BOBSHARK/Ben Price
Finish Rank	7
Fastest Section Time (Section)	0:10.40 (L600)
Top Speed [km/h] (Section)	70.8 (L800)
Race State	Finished



Thomas Farms Rc Murray Bridge-  
Professional-2025-05-24

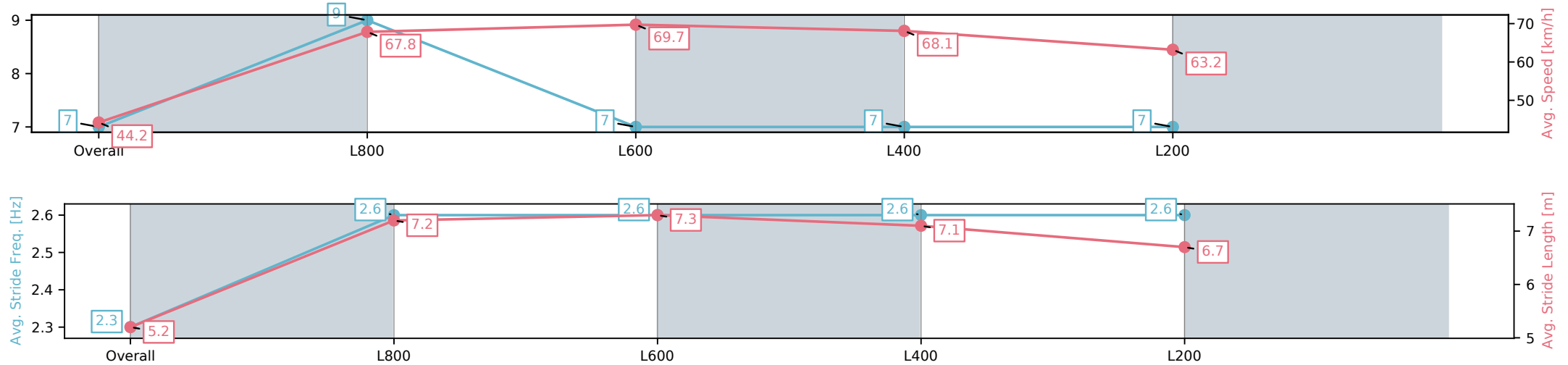
Race 6: Eastside Bearing and Brake Supplies Handicap -  
900m

24 May 2025 - 2:28PM

Track Rating: Good 4, Weather: Overcast, Rail Position: +3m 1200m  
Chute; True Remainder



Section	Overall	L800	L600	L400	L200
Section Times	0:51.28[7] (0:08.19)	0:43.09[9] (0:10.73)	0:32.36[7] (0:10.40)	0:21.96[7] (0:10.56)	0:11.39[7] (0:11.39)
Average Speed [km/h]	44.2	67.8	69.7	68.1	63.2
Top Speed [km/h]	63.8	69.9	70.8	70.0	64.5
Avg. Dist. to Rail [m]	5.5	4.9	1.5	2.4	4.3
Avg. Stride Freq. [Hz]	2.3	2.6	2.6	2.6	2.6
Avg. Stride Length [m]	5.2	7.2	7.3	7.1	6.7



[ ] Ranking at each section and finish  
-:-:- No data available at this section  
NA No data available

Horse/Jockey Name	SUNZOU/Jacob Opperman
Finish Rank	8
Fastest Section Time (Section)	0:10.57 (L600)
Top Speed [km/h] (Section)	70.1 (L800)
Race State	Finished



Thomas Farms Rc Murray Bridge-  
Professional-2025-05-24

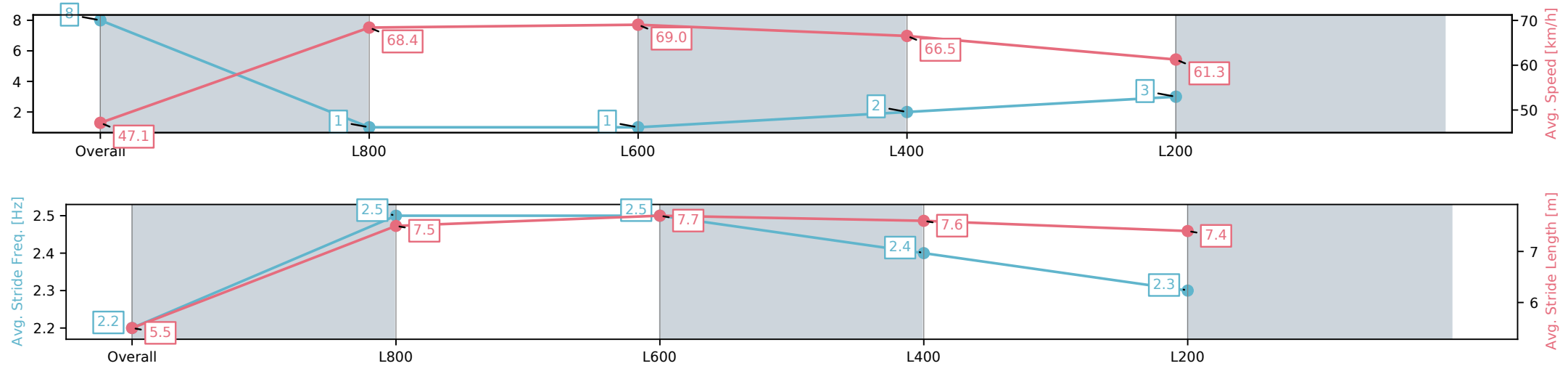
Race 6: Eastside Bearing and Brake Supplies Handicap -  
900m

24 May 2025 - 2:28PM

Track Rating: Good 4, Weather: Overcast, Rail Position: +3m 1200m  
Chute; True Remainder



Section	Overall	L800	L600	L400	L200
Section Times	0:51.40[8] (0:07.65)	0:43.75[1] (0:10.60)	0:33.15[1] (0:10.57)	0:22.57[2] (0:10.81)	0:11.76[3] (0:11.76)
Average Speed [km/h]	47.1	68.4	69.0	66.5	61.3
Top Speed [km/h]	65.2	69.6	70.1	68.9	63.9
Avg. Dist. to Rail [m]	1.7	3.3	2.7	2.6	3.3
Avg. Stride Freq. [Hz]	2.2	2.5	2.5	2.4	2.3
Avg. Stride Length [m]	5.5	7.5	7.7	7.6	7.4



[ ] Ranking at each section and finish  
-:-:- No data available at this section  
NA No data available

Horse/Jockey Name	OLD TIME ROCK/Felicity Atkinson
Finish Rank	9
Fastest Section Time (Section)	0:10.50 (L600)
Top Speed [km/h] (Section)	70.8 (Overall)
Race State	Finished



Thomas Farms Rc Murray Bridge-  
Professional-2025-05-24

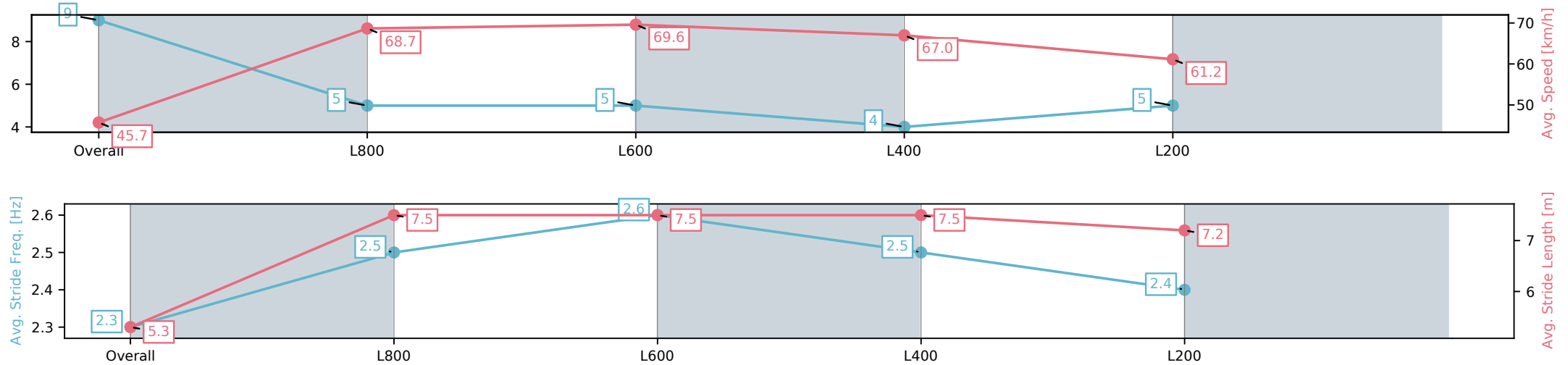
Race 6: Eastside Bearing and Brake Supplies Handicap -  
900m

24 May 2025 - 2:28PM

Track Rating: Good 4, Weather: Overcast, Rail Position: +3m 1200m  
Chute; True Remainder



Section	Overall	L800	L600	L400	L200
Section Times	0:51.55[9] (0:07.89)	0:43.66[5] (0:10.62)	0:33.04[5] (0:10.50)	0:22.54[4] (0:10.76)	0:11.78[5] (0:11.78)
Average Speed [km/h]	45.7	68.7	69.6	67.0	61.2
Top Speed [km/h]	64.0	70.8	70.5	70.0	64.2
Avg. Dist. to Rail [m]	3.6	4.4	3.8	5.6	6.9
Avg. Stride Freq. [Hz]	2.3	2.5	2.6	2.5	2.4
Avg. Stride Length [m]	5.3	7.5	7.5	7.5	7.2



[ ] Ranking at each section and finish  
-:-:- No data available at this section  
NA No data available

Horse/Jockey Name	TRULY ELSA/Matthew Chadwick
Finish Rank	10
Fastest Section Time (Section)	0:10.52 (L400)
Top Speed [km/h] (Section)	69.8 (L600)
Race State	Finished



Thomas Farms Rc Murray Bridge-  
Professional-2025-05-24

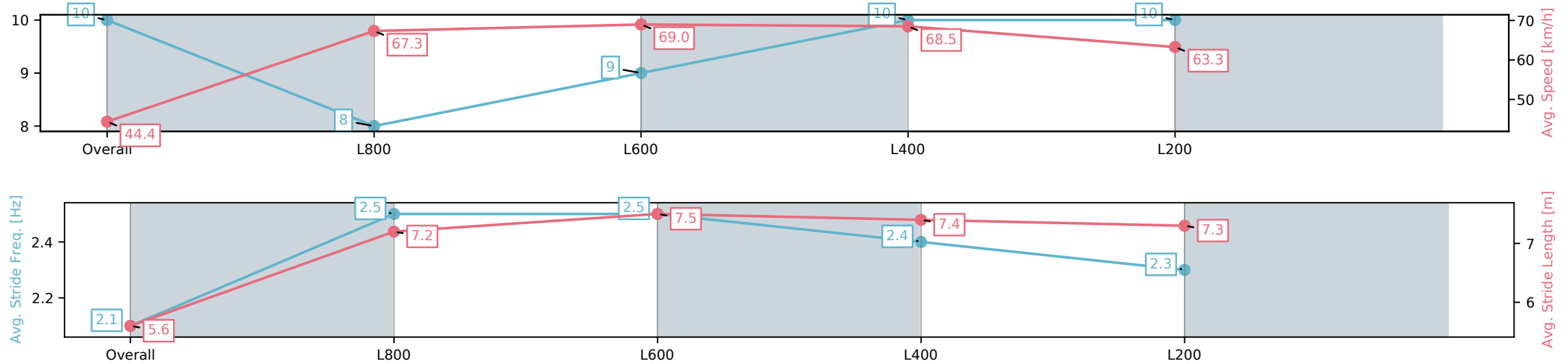
Race 6: Eastside Bearing and Brake Supplies Handicap -  
900m

24 May 2025 - 2:28PM

Track Rating: Good 4, Weather: Overcast, Rail Position: +3m 1200m  
Chute; True Remainder



Section	Overall	L800	L600	L400	L200
Section Times	0:51.57[10] (0:08.16)	0:43.41[8] (0:10.88)	0:32.53[9] (0:10.63)	0:21.90[10] (0:10.52)	0:11.38[10] (0:11.38)
Average Speed [km/h]	44.4	67.3	69.0	68.5	63.3
Top Speed [km/h]	62.3	68.9	69.7	69.8	66.7
Avg. Dist. to Rail [m]	10.5	6.8	4.6	8.8	10.1
Avg. Stride Freq. [Hz]	2.1	2.5	2.5	2.4	2.3
Avg. Stride Length [m]	5.6	7.2	7.5	7.4	7.3



[ ] Ranking at each section and finish  
-:-:- No data available at this section  
NA No data available

Horse/Jockey Name	MAZOVIA/Rochelle Milnes
Finish Rank	11
Fastest Section Time (Section)	0:10.73 (L400)
Top Speed [km/h] (Section)	68.6 (Overall)
Race State	Finished



Thomas Farms Rc Murray Bridge-  
Professional-2025-05-24

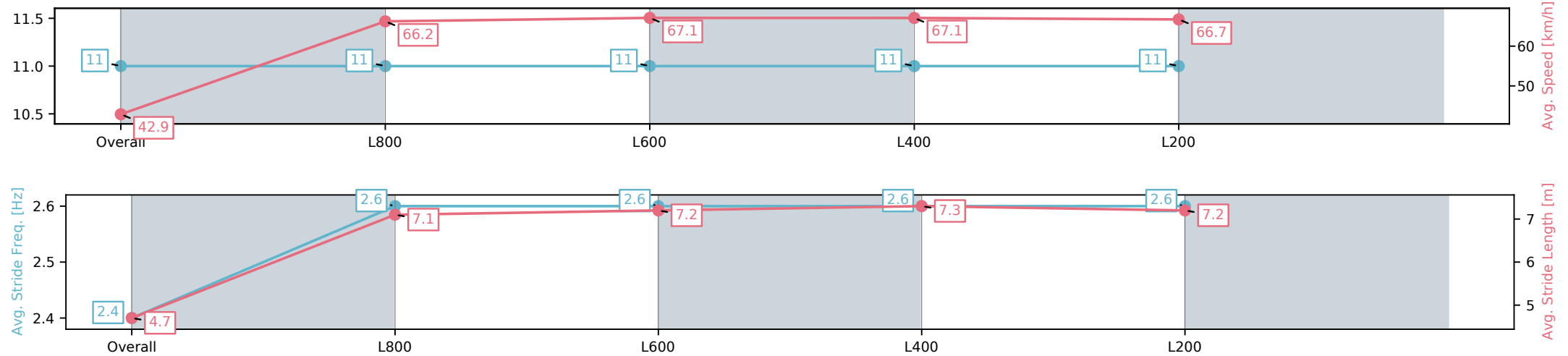
Race 6: Eastside Bearing and Brake Supplies Handicap -  
900m

24 May 2025 - 2:28PM

Track Rating: Good 4, Weather: Overcast, Rail Position: +3m 1200m  
Chute; True Remainder



Section	Overall	L800	L600	L400	L200
Section Times	0:51.79[11] (0:08.40)	0:43.39[11] (0:10.99)	0:32.40[11] (0:10.87)	0:21.53[11] (0:10.73)	0:10.80[11] (0:10.80)
Average Speed [km/h]	42.9	66.2	67.1	67.1	66.7
Top Speed [km/h]	63.0	68.6	68.3	67.8	67.7
Avg. Dist. to Rail [m]	4.1	3.9	3.2	6.8	9.2
Avg. Stride Freq. [Hz]	2.4	2.6	2.6	2.6	2.6
Avg. Stride Length [m]	4.7	7.1	7.2	7.3	7.2



[ ] Ranking at each section and finish  
-:-:- No data available at this section  
NA No data available