



Thomas Farms Rc Murray Bridge-Professional-2025-05-24
Race 3: PLC Fencing Straight Up - Golden Buckle - 1200m
24 May 2025 - 12:42PM



Track Rating: Good 4, Weather: Overcast, Rail Position: +3m 1200m Chute; True
Remainder

Section Field Times							Overall	L1000	L800	L600	L400	L200		
							1:09.32 (0:13.47)	0:55.85 (0:10.61)	0:45.24 (0:10.82)	0:34.43 (0:11.09)	0:23.34 (0:11.36)	0:11.98 (0:11.98)		
Position	#	Horse/Jockey	Barrier	Top Speed [km/h]	Fastest Section	First 400m							Margin	Distance Travelled From Winner [m]
1	9	GREAT MAXIMUS	3	67.8	0:10.81	0:24.52	1:09.32	0:55.61 [4]	0:44.80 [4]	0:33.82 [4]	0:22.89 [4]	0:11.91 [4]	1:09.32	
		Manoel Nunes		1200-1000	1000-800		(0:13.71)	(0:10.81)	(0:10.98)	(0:10.93)	(0:10.98)	(0:11.91)		
2	2	JACK THE LAD	2	68.7	0:10.80	0:24.72	1:09.47	0:55.55 [6]	0:44.75 [5]	0:33.75 [5]	0:22.80 [5]	0:11.80 [5]	0.93L	+2
		Connor Murtagh		1000-800	1000-800		(0:13.92)	(0:10.80)	(0:11.00)	(0:10.95)	(0:11.00)	(0:11.80)		
3	6	LET'S GET DOWN	8	68.5	0:10.77	0:24.28	1:09.54	0:56.03 [3]	0:45.26 [3]	0:34.31 [3]	0:23.31 [3]	0:12.19 [2]	1.39L	+4
		Lachlan Neindorf		800-600	1000-800		(0:13.51)	(0:10.77)	(0:10.95)	(0:11.00)	(0:11.12)	(0:12.19)		
4	10	COOL MAGNUM	7	68.3	0:10.61	0:24.07	1:09.68	0:56.22 [1]	0:45.61 [1]	0:34.79 [1]	0:23.61 [2]	0:12.33 [3]	2.27L	+0
		Sairyn Fawke		1200-1000	1000-800		(0:13.46)	(0:10.61)	(0:10.82)	(0:11.18)	(0:11.28)	(0:12.33)		
5	1	KARACASU	6	67.3	0:10.91	0:24.75	1:09.75	0:55.91 [5]	0:45.00 [6]	0:33.97 [6]	0:22.99 [6]	0:11.98 [6]	2.7L	+1
		Jake Toeroek		800-600	1000-800		(0:13.84)	(0:10.91)	(0:11.03)	(0:10.98)	(0:11.01)	(0:11.98)		
6	4	JACKS ON ICE	1	68.6	0:10.64	0:24.13	1:09.89	0:56.40 [2]	0:45.76 [2]	0:34.90 [2]	0:23.91 [1]	0:12.55 [1]	3.56L	+0
		Caitlin Tootell		1200-1000	1000-800		(0:13.49)	(0:10.64)	(0:10.86)	(0:10.99)	(0:11.36)	(0:12.55)		
7	7	ROYAL MILE	4	67.9	0:10.87	0:24.84	1:10.11	0:56.14 [7]	0:45.27 [7]	0:34.17 [8]	0:22.96 [7]	0:11.77 [7]	4.96L	+2
		Rochelle Milnes		1000-800	1000-800		(0:13.97)	(0:10.87)	(0:11.10)	(0:11.21)	(0:11.19)	(0:11.77)		
8	8	BALLON D'OR	5	67.4	0:10.88	0:24.86	1:12.12	0:58.14 [8]	0:47.26 [8]	0:36.27 [7]	0:24.95 [8]	0:13.38 [8]	17.57L	+3
		Ben Price		1200-1000	1000-800		(0:13.98)	(0:10.88)	(0:10.99)	(0:11.32)	(0:11.56)	(0:13.38)		

Scratched: Home Rule (#3), Alpine Flyer (#5)

Horse/Jockey Name	GREAT MAXIMUS/Manoel Nunes
Finish Rank	1
Fastest Section Time (Section)	0:10.81 (L1000)
Top Speed [km/h] (Section)	67.8 (Overall)
Race State	Finished



Thomas Farms Rc Murray Bridge-
Professional-2025-05-24

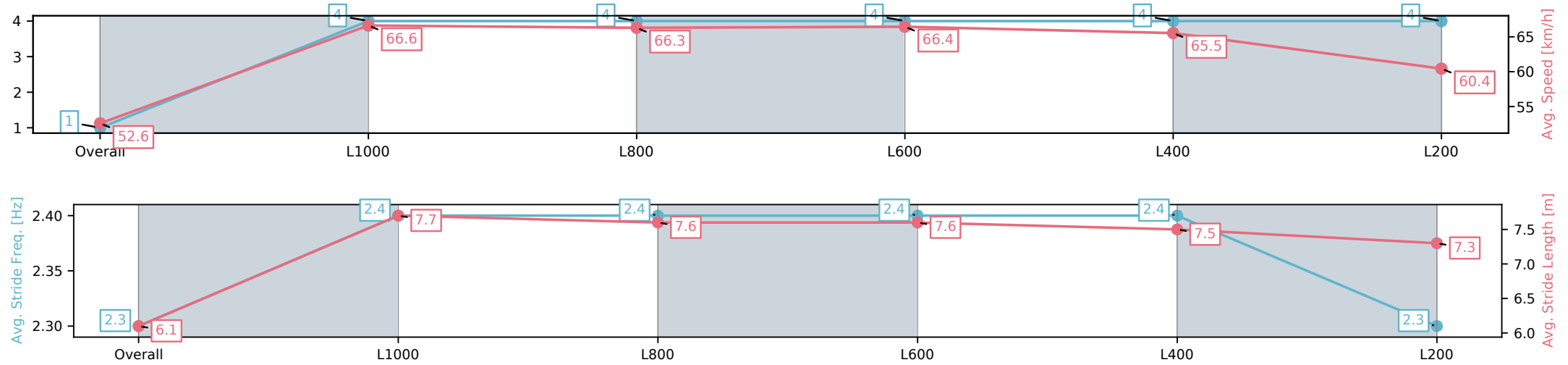
Race 3: PLC Fencing Straight Up - Golden Buckle - 1200m

24 May 2025 - 12:42PM

Track Rating: Good 4, Weather: Overcast, Rail Position: +3m 1200m
Chute; True Remainder



Section	Overall	L1000	L800	L600	L400	L200
Section Times	1:09.32[1] (0:13.71)	0:55.61[4] (0:10.81)	0:44.80[4] (0:10.98)	0:33.82[4] (0:10.93)	0:22.89[4] (0:10.98)	0:11.91[4] (0:11.91)
Average Speed [km/h]	52.6	66.6	66.3	66.4	65.5	60.4
Top Speed [km/h]	66.4	67.8	67.2	67.6	67.1	64.2
Avg. Dist. to Rail [m]	1.5	2.2	3.7	2.5	6.8	6.9
Avg. Stride Freq. [Hz]	2.3	2.4	2.4	2.4	2.4	2.3
Avg. Stride Length [m]	6.1	7.7	7.6	7.6	7.5	7.3



[] Ranking at each section and finish
-:-:- No data available at this section
NA No data available

Horse/Jockey Name	JACK THE LAD/Connor Murtagh
Finish Rank	2
Fastest Section Time (Section)	0:10.80 (L1000)
Top Speed [km/h] (Section)	68.7 (L1000)
Race State	Finished



Thomas Farms Rc Murray Bridge-
Professional-2025-05-24

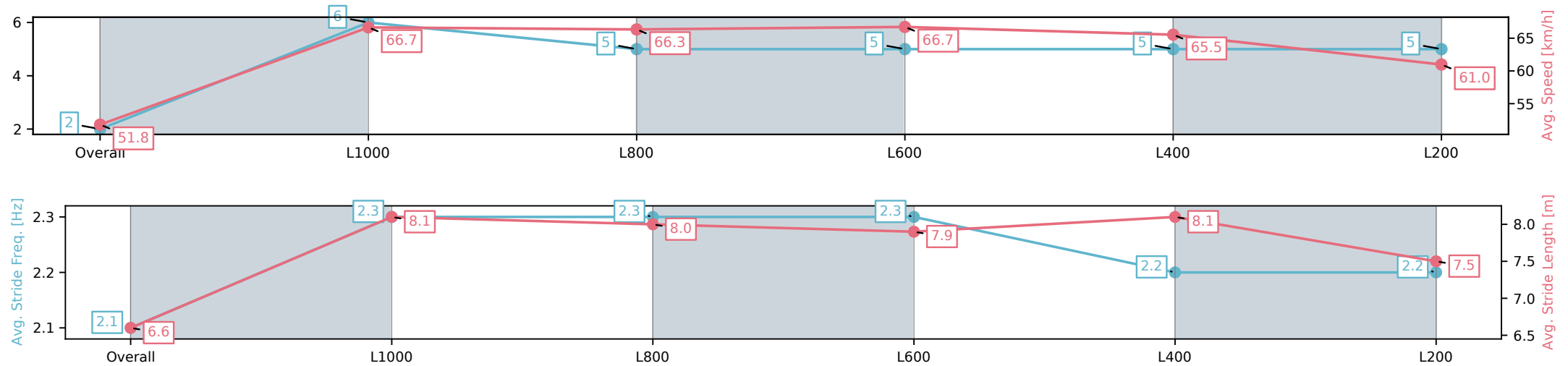
Race 3: PLC Fencing Straight Up - Golden Buckle - 1200m

24 May 2025 - 12:42PM

Track Rating: Good 4, Weather: Overcast, Rail Position: +3m 1200m
Chute; True Remainder



Section	Overall	L1000	L800	L600	L400	L200
Section Times	1:09.47[2] (0:13.92)	0:55.55[6] (0:10.80)	0:44.75[5] (0:11.00)	0:33.75[5] (0:10.95)	0:22.80[5] (0:11.00)	0:11.80[5] (0:11.80)
Average Speed [km/h]	51.8	66.7	66.3	66.7	65.5	61.0
Top Speed [km/h]	66.2	67.3	68.7	68.2	67.0	63.7
Avg. Dist. to Rail [m]	1.5	2.0	4.3	3.4	7.9	8.0
Avg. Stride Freq. [Hz]	2.1	2.3	2.3	2.3	2.2	2.2
Avg. Stride Length [m]	6.6	8.1	8.0	7.9	8.1	7.5



[] Ranking at each section and finish
-:-:- No data available at this section
NA No data available

Horse/Jockey Name	LET'S GET DOWN/Lachlan Neindorf
Finish Rank	3
Fastest Section Time (Section)	0:10.77 (L1000)
Top Speed [km/h] (Section)	68.5 (L800)
Race State	Finished



Thomas Farms Rc Murray Bridge-
Professional-2025-05-24

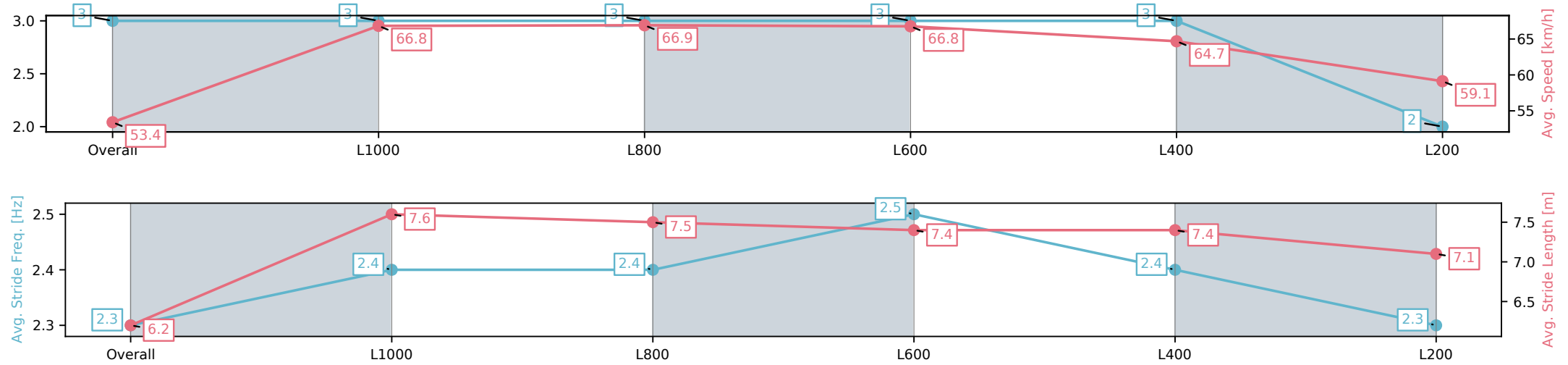
Race 3: PLC Fencing Straight Up - Golden Buckle - 1200m

24 May 2025 - 12:42PM

Track Rating: Good 4, Weather: Overcast, Rail Position: +3m 1200m
Chute; True Remainder



Section	Overall	L1000	L800	L600	L400	L200
Section Times	1:09.54[3] (0:13.51)	0:56.03[3] (0:10.77)	0:45.26[3] (0:10.95)	0:34.31[3] (0:11.00)	0:23.31[3] (0:11.12)	0:12.19[2] (0:12.19)
Average Speed [km/h]	53.4	66.8	66.9	66.8	64.7	59.1
Top Speed [km/h]	67.0	67.7	68.4	68.5	67.3	63.0
Avg. Dist. to Rail [m]	5.4	3.5	5.6	4.8	8.8	6.9
Avg. Stride Freq. [Hz]	2.3	2.4	2.4	2.5	2.4	2.3
Avg. Stride Length [m]	6.2	7.6	7.5	7.4	7.4	7.1



[] Ranking at each section and finish
-:-:- No data available at this section
NA No data available

Horse/Jockey Name	COOL MAGNUM/Sairyn Fawke
Finish Rank	4
Fastest Section Time (Section)	0:10.61 (L1000)
Top Speed [km/h] (Section)	68.3 (Overall)
Race State	Finished



Thomas Farms Rc Murray Bridge-
Professional-2025-05-24

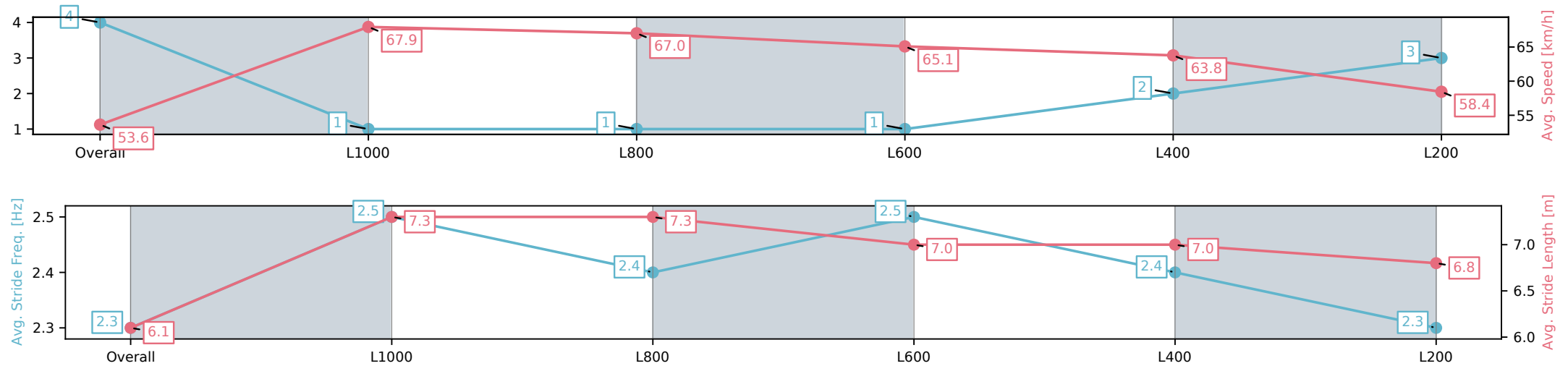
Race 3: PLC Fencing Straight Up - Golden Buckle - 1200m

24 May 2025 - 12:42PM

Track Rating: Good 4, Weather: Overcast, Rail Position: +3m 1200m
Chute; True Remainder



Section	Overall	L1000	L800	L600	L400	L200
Section Times	1:09.68[4] (0:13.46)	0:56.22[1] (0:10.61)	0:45.61[1] (0:10.82)	0:34.79[1] (0:11.18)	0:23.61[2] (0:11.28)	0:12.33[3] (0:12.33)
Average Speed [km/h]	53.6	67.9	67.0	65.1	63.8	58.4
Top Speed [km/h]	66.9	68.3	68.1	66.3	64.9	61.7
Avg. Dist. to Rail [m]	4.0	1.4	3.3	2.7	4.4	3.7
Avg. Stride Freq. [Hz]	2.3	2.5	2.4	2.5	2.4	2.3
Avg. Stride Length [m]	6.1	7.3	7.3	7.0	7.0	6.8



[] Ranking at each section and finish
-:-:- No data available at this section
NA No data available

Horse/Jockey Name	KARACASU/Jake Toeroek
Finish Rank	5
Fastest Section Time (Section)	0:10.91 (L1000)
Top Speed [km/h] (Section)	67.3 (L800)
Race State	Finished



Thomas Farms Rc Murray Bridge-
Professional-2025-05-24

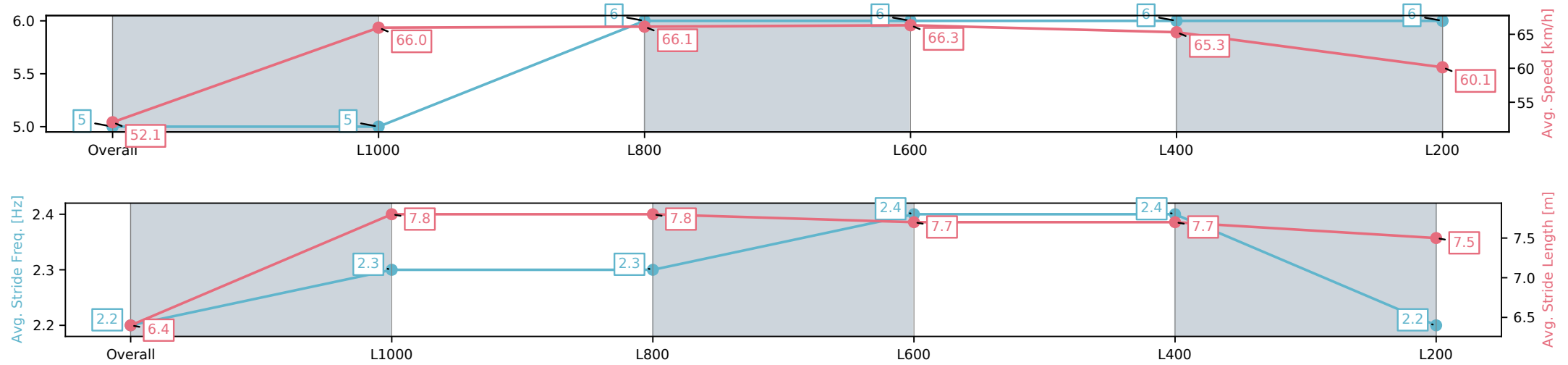
Race 3: PLC Fencing Straight Up - Golden Buckle - 1200m

24 May 2025 - 12:42PM

Track Rating: Good 4, Weather: Overcast, Rail Position: +3m 1200m
Chute; True Remainder



Section	Overall	L1000	L800	L600	L400	L200
Section Times	1:09.75[5] (0:13.84)	0:55.91[5] (0:10.91)	0:45.00[6] (0:11.03)	0:33.97[6] (0:10.98)	0:22.99[6] (0:11.01)	0:11.98[6] (0:11.98)
Average Speed [km/h]	52.1	66.0	66.1	66.3	65.3	60.1
Top Speed [km/h]	65.5	66.9	67.0	67.3	67.2	63.6
Avg. Dist. to Rail [m]	3.8	2.9	4.2	3.3	9.1	10.3
Avg. Stride Freq. [Hz]	2.2	2.3	2.3	2.4	2.4	2.2
Avg. Stride Length [m]	6.4	7.8	7.8	7.7	7.7	7.5



[] Ranking at each section and finish
-:-:- No data available at this section
NA No data available

Horse/Jockey Name	JACKS ON ICE/Caitlin Tootell
Finish Rank	6
Fastest Section Time (Section)	0:10.64 (L1000)
Top Speed [km/h] (Section)	68.6 (Overall)
Race State	Finished



Thomas Farms Rc Murray Bridge-
Professional-2025-05-24

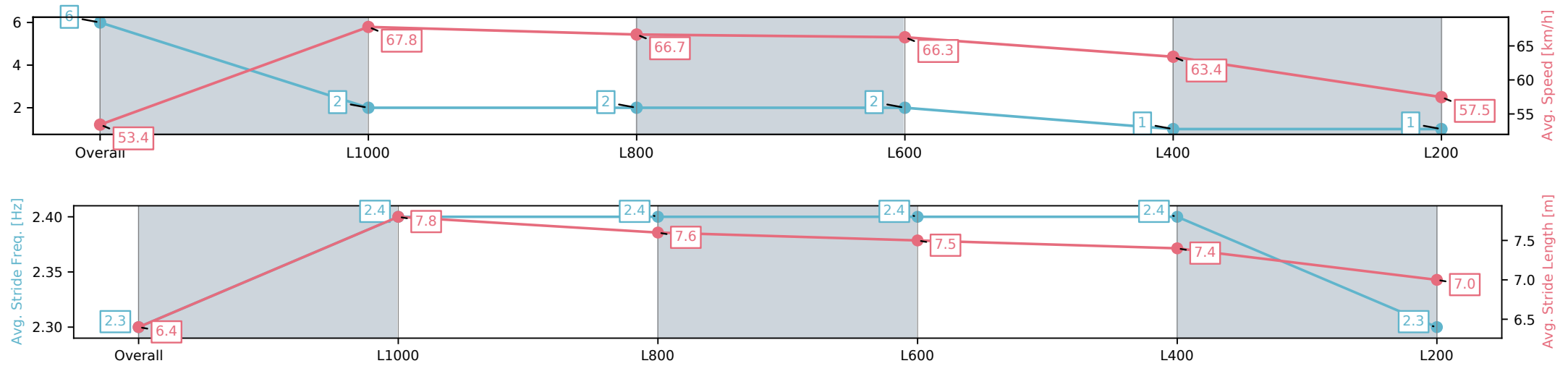
Race 3: PLC Fencing Straight Up - Golden Buckle - 1200m

24 May 2025 - 12:42PM

Track Rating: Good 4, Weather: Overcast, Rail Position: +3m 1200m
Chute; True Remainder



Section	Overall	L1000	L800	L600	L400	L200
Section Times	1:09.89[6] (0:13.49)	0:56.40[2] (0:10.64)	0:45.76[2] (0:10.86)	0:34.90[2] (0:10.99)	0:23.91[1] (0:11.36)	0:12.55[1] (0:12.55)
Average Speed [km/h]	53.4	67.8	66.7	66.3	63.4	57.5
Top Speed [km/h]	67.3	68.6	68.6	68.0	64.9	61.1
Avg. Dist. to Rail [m]	0.6	0.6	2.8	3.0	4.2	3.5
Avg. Stride Freq. [Hz]	2.3	2.4	2.4	2.4	2.4	2.3
Avg. Stride Length [m]	6.4	7.8	7.6	7.5	7.4	7.0



[] Ranking at each section and finish
-:-:- No data available at this section
NA No data available

Horse/Jockey Name	ROYAL MILE/Rochelle Milnes
Finish Rank	7
Fastest Section Time (Section)	0:10.87 (L1000)
Top Speed [km/h] (Section)	67.9 (L1000)
Race State	Finished



Thomas Farms Rc Murray Bridge-
Professional-2025-05-24

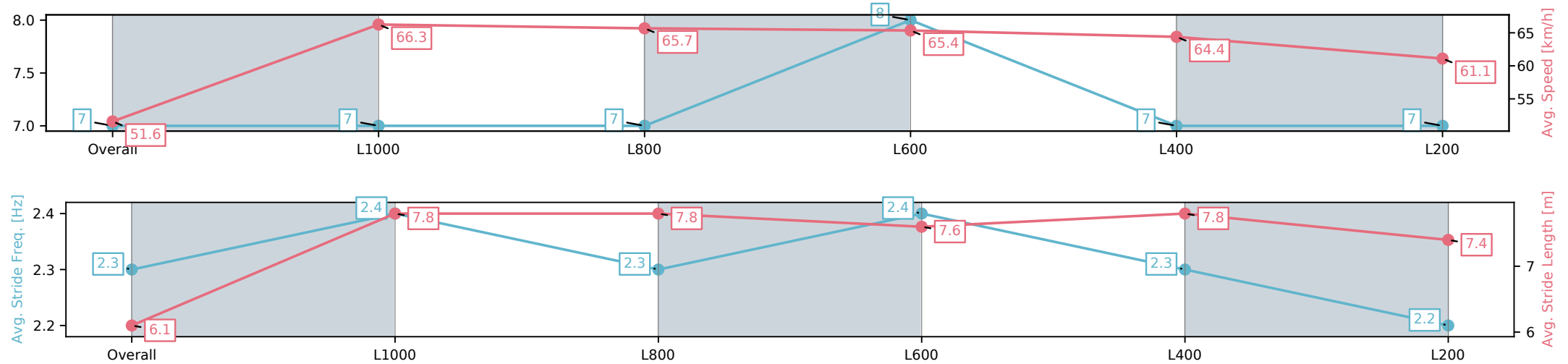
Race 3: PLC Fencing Straight Up - Golden Buckle - 1200m

24 May 2025 - 12:42PM

Track Rating: Good 4, Weather: Overcast, Rail Position: +3m 1200m
Chute; True Remainder



Section	Overall	L1000	L800	L600	L400	L200
Section Times	1:10.11[7] (0:13.97)	0:56.14[7] (0:10.87)	0:45.27[7] (0:11.10)	0:34.17[8] (0:11.21)	0:22.96[7] (0:11.19)	0:11.77[7] (0:11.77)
Average Speed [km/h]	51.6	66.3	65.7	65.4	64.4	61.1
Top Speed [km/h]	66.3	67.1	67.9	66.9	65.7	63.4
Avg. Dist. to Rail [m]	1.9	2.2	4.6	3.8	7.8	11.1
Avg. Stride Freq. [Hz]	2.3	2.4	2.3	2.4	2.3	2.2
Avg. Stride Length [m]	6.1	7.8	7.8	7.6	7.8	7.4



[] Ranking at each section and finish
-:-:- No data available at this section
NA No data available

Horse/Jockey Name	BALLON D'OR/Ben Price
Finish Rank	8
Fastest Section Time (Section)	0:10.88 (L1000)
Top Speed [km/h] (Section)	67.4 (Overall)
Race State	Finished



Thomas Farms Rc Murray Bridge-
Professional-2025-05-24

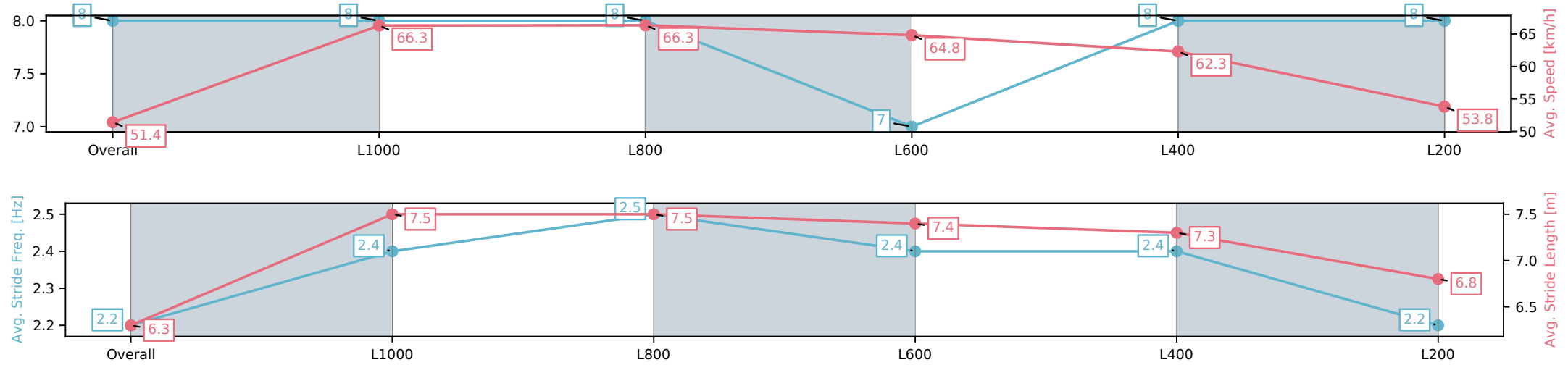
Race 3: PLC Fencing Straight Up - Golden Buckle - 1200m

24 May 2025 - 12:42PM

Track Rating: Good 4, Weather: Overcast, Rail Position: +3m 1200m
Chute; True Remainder



Section	Overall	L1000	L800	L600	L400	L200
Section Times	1:12.12[8] (0:13.98)	0:58.14[8] (0:10.88)	0:47.26[8] (0:10.99)	0:36.27[7] (0:11.32)	0:24.95[8] (0:11.56)	0:13.38[8] (0:13.38)
Average Speed [km/h]	51.4	66.3	66.3	64.8	62.3	53.8
Top Speed [km/h]	66.1	67.4	67.1	66.4	64.2	60.0
Avg. Dist. to Rail [m]	2.9	2.7	4.3	5.0	9.6	10.2
Avg. Stride Freq. [Hz]	2.2	2.4	2.5	2.4	2.4	2.2
Avg. Stride Length [m]	6.3	7.5	7.5	7.4	7.3	6.8



[] Ranking at each section and finish
-:-:- No data available at this section
NA No data available