



# Thomas Farms Rc Murray Bridge-Professional-2025-05-24

## Race 2: Prime Irrigation Handicap - 1200m

24 May 2025 - 12:07PM

Track Rating: Good 4, Weather: Overcast, Rail Position: +3m 1200m Chute; True  
Remainder



Section Field Times							Overall	L1000	L800	L600	L400	L200		
							1:09.71 (0:13.54)	0:56.17 (0:11.02)	0:45.15 (0:11.37)	0:33.78 (0:11.28)	0:22.49 (0:10.98)	0:11.51 (0:11.51)		
Position	#	Horse/Jockey	Barrier	Top Speed [km/h]	Fastest Section	First 400m							Margin	Distance Travelled From Winner [m]
1	2	OUT OF SQUARE	7	69.6	0:10.57	0:25.02	1:09.71	0:55.68 [9]	0:44.69 [9]	0:33.27 [9]	0:22.09 [7]	0:11.51 [1]	1:09.71	
		Jake Toeroek		600-400	400-200		(0:14.03)	(0:10.99)	(0:11.42)	(0:11.18)	(0:10.57)	(0:11.51)		
2	7	TRIPOD TERROR	8	68.9	0:10.68	0:24.91	1:10.04	0:56.23 [6]	0:45.13 [6]	0:33.67 [6]	0:22.47 [6]	0:11.79 [3]	2.14L	-2
		Matthew Chadwick		600-400	400-200		(0:13.81)	(0:11.10)	(0:11.46)	(0:11.20)	(0:10.68)	(0:11.79)		
3	6	PRANCETHRULIFE	5	67.5	0:10.93	0:24.76	1:10.05	0:56.30 [5]	0:45.29 [5]	0:33.93 [3]	0:22.75 [3]	0:11.82 [2]	2.25L	-3
		Connor Murtagh		600-400	400-200		(0:13.75)	(0:11.01)	(0:11.36)	(0:11.18)	(0:10.93)	(0:11.82)		
4	11	AQUAHOLIC	9	67.1	0:10.98	0:24.75	1:10.09	0:56.38 [3]	0:45.34 [3]	0:33.96 [4]	0:22.68 [4]	0:11.70 [6]	2.46L	-2
		Lachlan Neindorf		600-400	400-200		(0:13.71)	(0:11.04)	(0:11.38)	(0:11.28)	(0:10.98)	(0:11.70)		
5	10	ANGEL TORQUE	3	67.5	0:10.96	0:25.01	1:10.14	0:56.27 [8]	0:45.13 [8]	0:33.72 [8]	0:22.46 [8]	0:11.50 [8]	2.82L	-2
		Caitlin Tootell		600-400	400-200		(0:13.87)	(0:11.14)	(0:11.41)	(0:11.26)	(0:10.96)	(0:11.50)		
6	9	ALL TOO MYSTI	1	67.3	0:10.98	0:24.76	1:10.22	0:56.47 [4]	0:45.46 [4]	0:34.05 [5]	0:22.72 [5]	0:11.74 [7]	3.31L	-3
		Taylor Johnstone		600-400	400-200		(0:13.75)	(0:11.01)	(0:11.41)	(0:11.33)	(0:10.98)	(0:11.74)		
7	8	SAV ON ICE	4	66.6	0:11.02	0:24.56	1:10.30	0:56.76 [1]	0:45.74 [1]	0:34.37 [1]	0:23.08 [1]	0:11.95 [4]	3.87L	-5
		Jacob Opperman		1200-1000	1000-800		(0:13.54)	(0:11.02)	(0:11.37)	(0:11.28)	(0:11.13)	(0:11.95)		
8	1	BLUE STRATUM	6	66.7	0:11.00	0:24.57	1:10.37	0:56.79 [2]	0:45.79 [2]	0:34.42 [2]	0:23.12 [2]	0:12.00 [5]	4.33L	-3
		Rochelle Milnes		1200-1000	1000-800		(0:13.57)	(0:11.00)	(0:11.37)	(0:11.30)	(0:11.12)	(0:12.00)		
9	5	DREAMS FULFILLED	2	68.0	0:10.94	0:24.94	1:10.42	0:56.60 [7]	0:45.48 [7]	0:34.01 [7]	0:22.68 [9]	0:11.74 [9]	4.61L	-4
		Jason Holder		600-400	400-200		(0:13.82)	(0:11.12)	(0:11.47)	(0:11.33)	(0:10.94)	(0:11.74)		

Scratched: World's My Oyster (#3), Royal Majesty (#4)

Report Created: Sat 24 May 2025 12:55:02 GMT+10 (Note: Timing is based on positional data)

Page 1/10

[ ] Position in running at each section and finish  
-:-:- No data available at this section  
NA No data available  
Background shading for fastest section

# Saddle cloth number  
DNF Did not finish  
DNT Did not track

Horse/Jockey Name	OUT OF SQUARE/Jake Toeroek
Finish Rank	1
Fastest Section Time (Section)	0:10.57 (L400)
Top Speed [km/h] (Section)	69.6 (L600)
Race State	Finished



Thomas Farms Rc Murray Bridge-  
Professional-2025-05-24

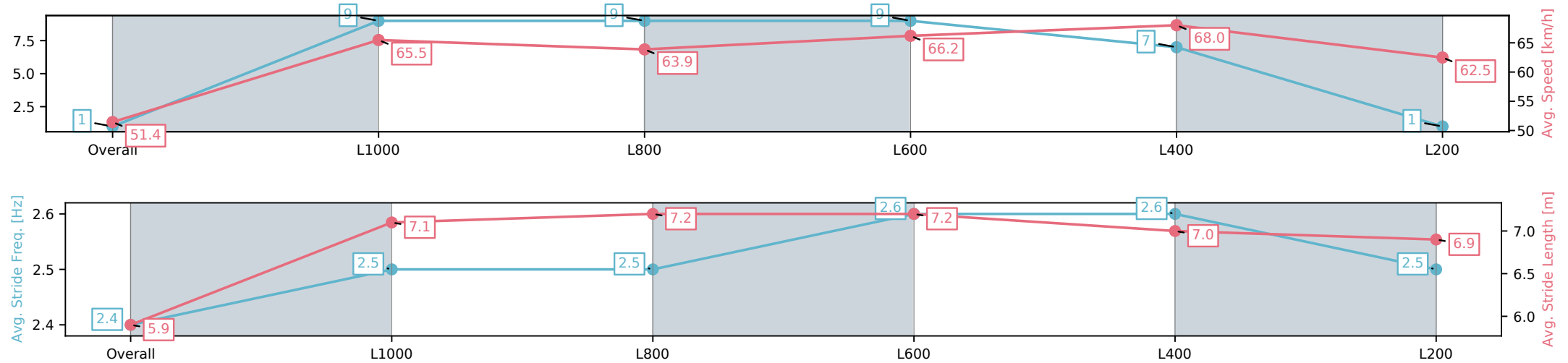
Race 2: Prime Irrigation Handicap - 1200m

24 May 2025 - 12:07PM

Track Rating: Good 4, Weather: Overcast, Rail Position: +3m 1200m  
Chute; True Remainder



Section	Overall	L1000	L800	L600	L400	L200
Section Times	1:09.71[1] (0:14.03)	0:55.68[9] (0:10.99)	0:44.69[9] (0:11.42)	0:33.27[9] (0:11.18)	0:22.09[7] (0:10.57)	0:11.51[1] (0:11.51)
Average Speed [km/h]	51.4	65.5	63.9	66.2	68.0	62.5
Top Speed [km/h]	66.2	67.1	65.5	67.8	69.6	65.2
Avg. Dist. to Rail [m]	4.1	2.8	5.6	5.7	9.1	9.6
Avg. Stride Freq. [Hz]	2.4	2.5	2.5	2.6	2.6	2.5
Avg. Stride Length [m]	5.9	7.1	7.2	7.2	7.0	6.9



[ ] Ranking at each section and finish  
-:-:- No data available at this section  
NA No data available

Horse/Jockey Name	TRIPOD TERROR/Matthew Chadwick
Finish Rank	2
Fastest Section Time (Section)	0:10.68 (L400)
Top Speed [km/h] (Section)	68.9 (L600)
Race State	Finished



Thomas Farms Rc Murray Bridge-  
Professional-2025-05-24

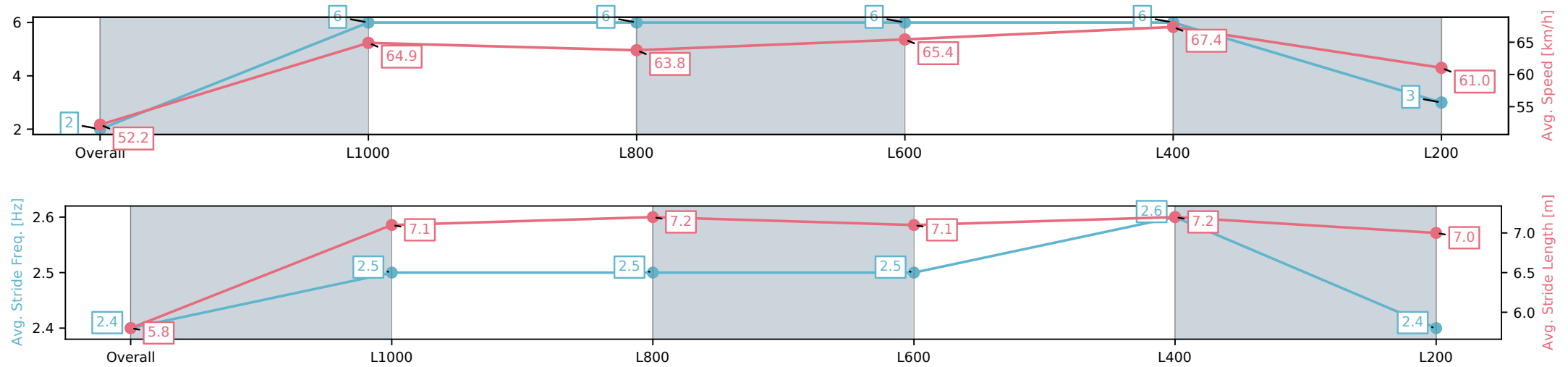
Race 2: Prime Irrigation Handicap - 1200m

24 May 2025 - 12:07PM

Track Rating: Good 4, Weather: Overcast, Rail Position: +3m 1200m  
Chute; True Remainder



Section	Overall	L1000	L800	L600	L400	L200
Section Times	1:10.04[2] (0:13.81)	0:56.23[6] (0:11.10)	0:45.13[6] (0:11.46)	0:33.67[6] (0:11.20)	0:22.47[6] (0:10.68)	0:11.79[3] (0:11.79)
Average Speed [km/h]	52.2	64.9	63.8	65.4	67.4	61.0
Top Speed [km/h]	65.6	66.0	64.5	68.1	68.9	65.9
Avg. Dist. to Rail [m]	5.2	3.3	5.2	4.0	6.8	6.3
Avg. Stride Freq. [Hz]	2.4	2.5	2.5	2.5	2.6	2.4
Avg. Stride Length [m]	5.8	7.1	7.2	7.1	7.2	7.0



[ ] Ranking at each section and finish  
-:-:- No data available at this section  
NA No data available

Horse/Jockey Name	PRANCETHRULIFE/Connor Murtagh
Finish Rank	3
Fastest Section Time (Section)	0:10.93 (L400)
Top Speed [km/h] (Section)	67.5 (L600)
Race State	Finished



Thomas Farms Rc Murray Bridge-  
Professional-2025-05-24

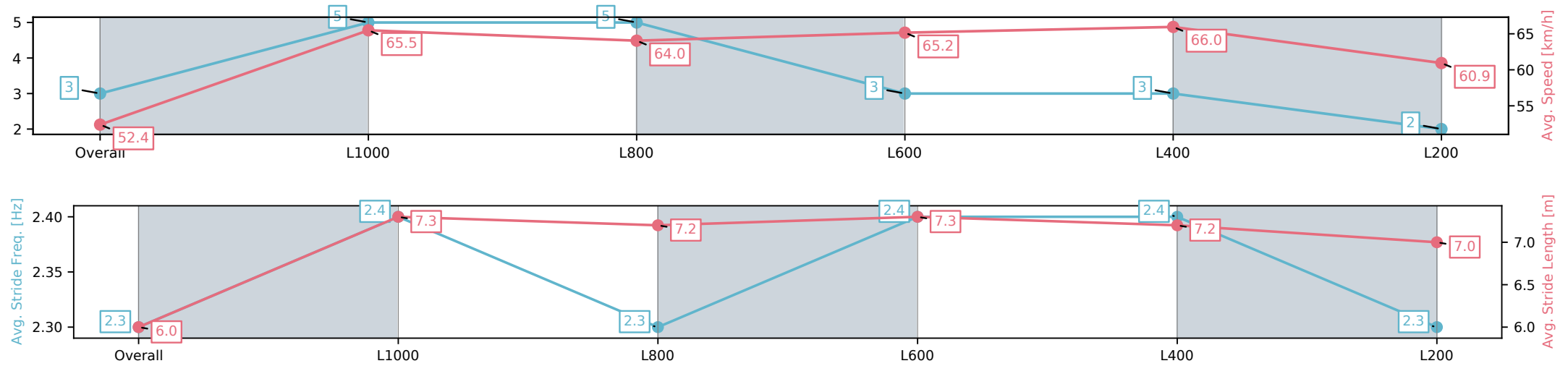
Race 2: Prime Irrigation Handicap - 1200m

24 May 2025 - 12:07PM

Track Rating: Good 4, Weather: Overcast, Rail Position: +3m 1200m  
Chute; True Remainder



Section	Overall	L1000	L800	L600	L400	L200
Section Times	1:10.05[3] (0:13.75)	0:56.30[5] (0:11.01)	0:45.29[5] (0:11.36)	0:33.93[3] (0:11.18)	0:22.75[3] (0:10.93)	0:11.82[2] (0:11.82)
Average Speed [km/h]	52.4	65.5	64.0	65.2	66.0	60.9
Top Speed [km/h]	65.3	66.0	64.7	66.7	67.5	63.8
Avg. Dist. to Rail [m]	3.3	2.6	3.9	3.1	6.5	7.8
Avg. Stride Freq. [Hz]	2.3	2.4	2.3	2.4	2.4	2.3
Avg. Stride Length [m]	6.0	7.3	7.2	7.3	7.2	7.0



[ ] Ranking at each section and finish  
-:-:- No data available at this section  
NA No data available

Horse/Jockey Name	AQUAHOLIC/Lachlan Neindorf
Finish Rank	4
Fastest Section Time (Section)	0:10.98 (L400)
Top Speed [km/h] (Section)	67.1 (L600)
Race State	Finished



Thomas Farms Rc Murray Bridge-  
Professional-2025-05-24

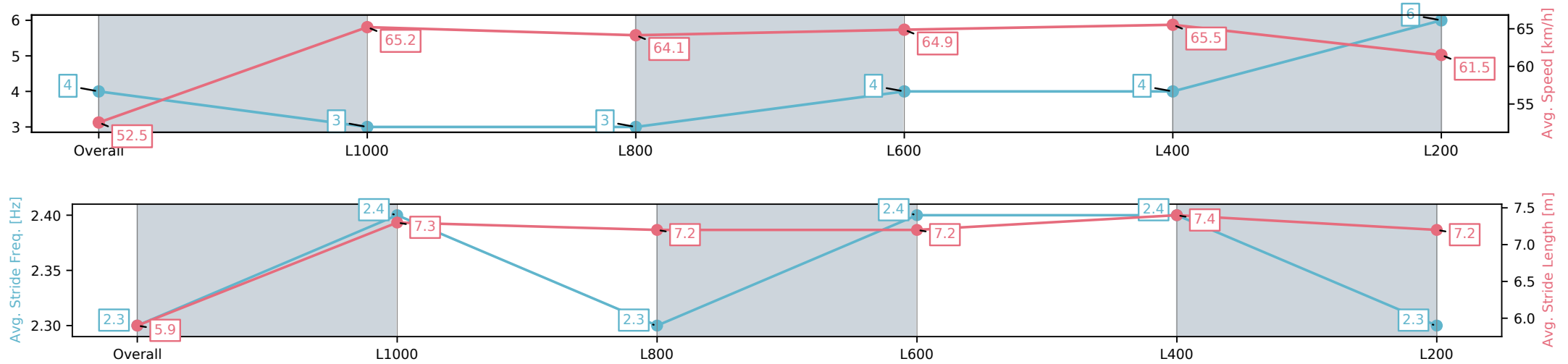
Race 2: Prime Irrigation Handicap - 1200m

24 May 2025 - 12:07PM

Track Rating: Good 4, Weather: Overcast, Rail Position: +3m 1200m  
Chute; True Remainder



Section	Overall	L1000	L800	L600	L400	L200
Section Times	1:10.09[4] (0:13.71)	0:56.38[3] (0:11.04)	0:45.34[3] (0:11.38)	0:33.96[4] (0:11.28)	0:22.68[4] (0:10.98)	0:11.70[6] (0:11.70)
Average Speed [km/h]	52.5	65.2	64.1	64.9	65.5	61.5
Top Speed [km/h]	66.3	66.4	64.9	65.6	67.1	65.5
Avg. Dist. to Rail [m]	7.4	4.3	4.8	4.1	6.6	5.8
Avg. Stride Freq. [Hz]	2.3	2.4	2.3	2.4	2.4	2.3
Avg. Stride Length [m]	5.9	7.3	7.2	7.2	7.4	7.2



[ ] Ranking at each section and finish  
-:-:- No data available at this section  
NA No data available

Horse/Jockey Name	ANGEL TORQUE/Caitlin Tootell
Finish Rank	5
Fastest Section Time (Section)	0:10.96 (L400)
Top Speed [km/h] (Section)	67.5 (L600)
Race State	Finished



Thomas Farms Rc Murray Bridge-  
Professional-2025-05-24

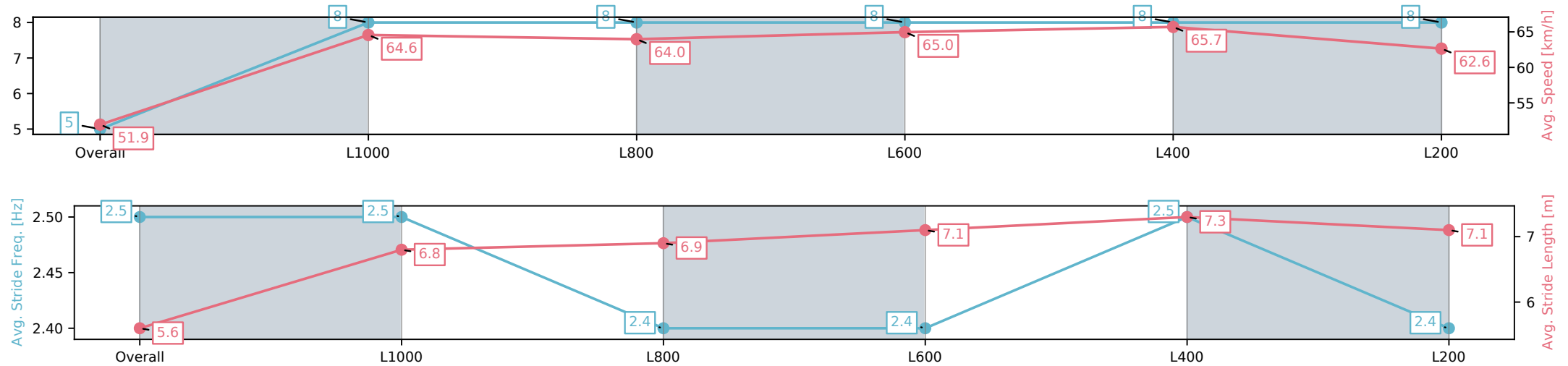
Race 2: Prime Irrigation Handicap - 1200m

24 May 2025 - 12:07PM

Track Rating: Good 4, Weather: Overcast, Rail Position: +3m 1200m  
Chute; True Remainder



Section	Overall	L1000	L800	L600	L400	L200
Section Times	1:10.14[5] (0:13.87)	0:56.27[8] (0:11.14)	0:45.13[8] (0:11.41)	0:33.72[8] (0:11.26)	0:22.46[8] (0:10.96)	0:11.50[8] (0:11.50)
Average Speed [km/h]	51.9	64.6	64.0	65.0	65.7	62.6
Top Speed [km/h]	65.1	65.5	65.5	67.1	67.5	64.0
Avg. Dist. to Rail [m]	1.8	2.4	4.2	3.9	5.9	9.3
Avg. Stride Freq. [Hz]	2.5	2.5	2.4	2.4	2.5	2.4
Avg. Stride Length [m]	5.6	6.8	6.9	7.1	7.3	7.1



[ ] Ranking at each section and finish  
-:-:- No data available at this section  
NA No data available

Horse/Jockey Name	ALL TOO MYSTI/Taylor Johnstone
Finish Rank	6
Fastest Section Time (Section)	0:10.98 (L400)
Top Speed [km/h] (Section)	67.3 (L600)
Race State	Finished



Thomas Farms Rc Murray Bridge-  
Professional-2025-05-24

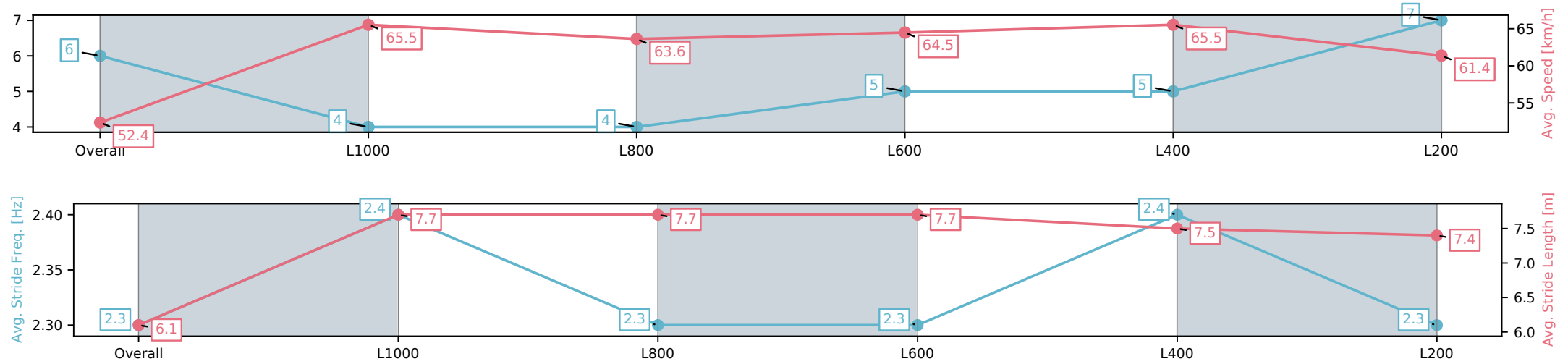
Race 2: Prime Irrigation Handicap - 1200m

24 May 2025 - 12:07PM

Track Rating: Good 4, Weather: Overcast, Rail Position: +3m 1200m  
Chute; True Remainder



Section	Overall	L1000	L800	L600	L400	L200
Section Times	1:10.22[6] (0:13.75)	0:56.47[4] (0:11.01)	0:45.46[4] (0:11.41)	0:34.05[5] (0:11.33)	0:22.72[5] (0:10.98)	0:11.74[7] (0:11.74)
Average Speed [km/h]	52.4	65.5	63.6	64.5	65.5	61.4
Top Speed [km/h]	66.3	66.5	64.5	65.8	67.3	63.4
Avg. Dist. to Rail [m]	0.6	0.9	3.4	3.2	4.6	4.7
Avg. Stride Freq. [Hz]	2.3	2.4	2.3	2.3	2.4	2.3
Avg. Stride Length [m]	6.1	7.7	7.7	7.7	7.5	7.4



[ ] Ranking at each section and finish  
-:-:- No data available at this section  
NA No data available

Horse/Jockey Name	SAV ON ICE/Jacob Opperman
Finish Rank	7
Fastest Section Time (Section)	0:11.02 (L1000)
Top Speed [km/h] (Section)	66.6 (Overall)
Race State	Finished



Thomas Farms Rc Murray Bridge-  
Professional-2025-05-24

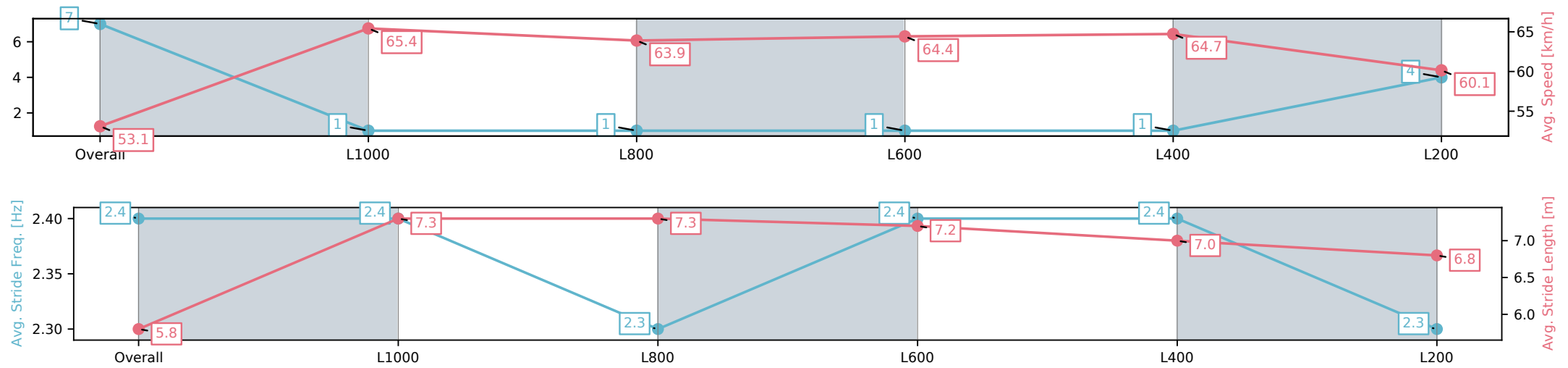
Race 2: Prime Irrigation Handicap - 1200m

24 May 2025 - 12:07PM

Track Rating: Good 4, Weather: Overcast, Rail Position: +3m 1200m  
Chute; True Remainder



Section	Overall	L1000	L800	L600	L400	L200
Section Times	1:10.30[7] (0:13.54)	0:56.76[1] (0:11.02)	0:45.74[1] (0:11.37)	0:34.37[1] (0:11.28)	0:23.08[1] (0:11.13)	0:11.95[4] (0:11.95)
Average Speed [km/h]	53.1	65.4	63.9	64.4	64.7	60.1
Top Speed [km/h]	66.6	66.6	64.9	65.6	65.9	62.7
Avg. Dist. to Rail [m]	2.1	1.5	3.1	2.6	3.2	2.8
Avg. Stride Freq. [Hz]	2.4	2.4	2.3	2.4	2.4	2.3
Avg. Stride Length [m]	5.8	7.3	7.3	7.2	7.0	6.8



[ ] Ranking at each section and finish  
-:-:- No data available at this section  
NA No data available



Horse/Jockey Name	BLUE STRATUM/Rochelle Milnes
Finish Rank	8
Fastest Section Time (Section)	0:11.00 (L1000)
Top Speed [km/h] (Section)	66.7 (Overall)
Race State	Finished



Thomas Farms Rc Murray Bridge-  
Professional-2025-05-24

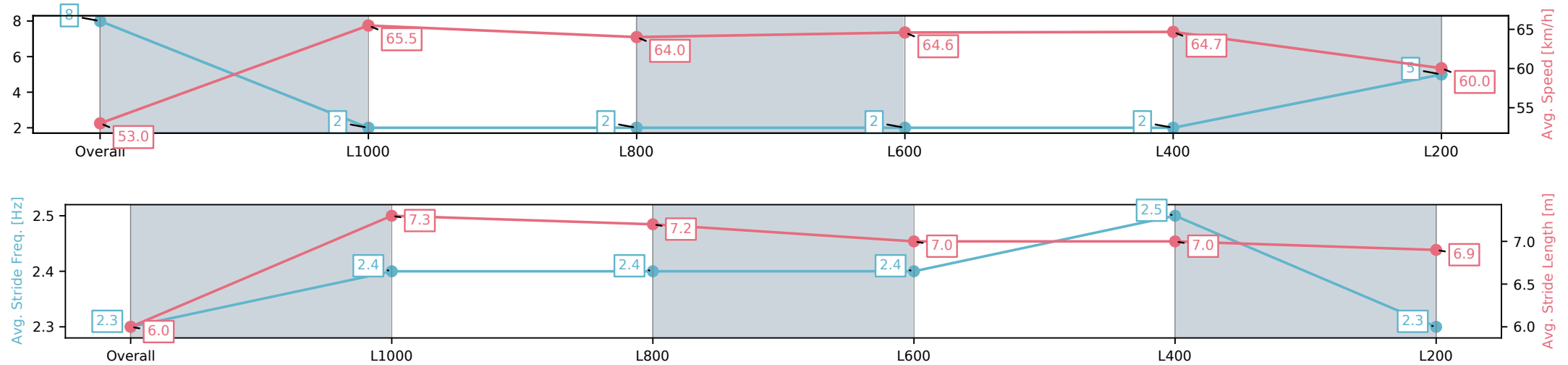
Race 2: Prime Irrigation Handicap - 1200m

24 May 2025 - 12:07PM

Track Rating: Good 4, Weather: Overcast, Rail Position: +3m 1200m  
Chute; True Remainder



Section	Overall	L1000	L800	L600	L400	L200
Section Times	1:10.37[8] (0:13.57)	0:56.79[2] (0:11.00)	0:45.79[2] (0:11.37)	0:34.42[2] (0:11.30)	0:23.12[2] (0:11.12)	0:12.00[5] (0:12.00)
Average Speed [km/h]	53.0	65.5	64.0	64.6	64.7	60.0
Top Speed [km/h]	66.5	66.7	64.7	65.6	66.0	62.8
Avg. Dist. to Rail [m]	3.7	2.1	3.6	3.2	5.3	6.2
Avg. Stride Freq. [Hz]	2.3	2.4	2.4	2.4	2.5	2.3
Avg. Stride Length [m]	6.0	7.3	7.2	7.0	7.0	6.9



[ ] Ranking at each section and finish  
-:-:- No data available at this section  
NA No data available

Horse/Jockey Name	DREAMS FULFILLED/Jason Holder
Finish Rank	9
Fastest Section Time (Section)	0:10.94 (L400)
Top Speed [km/h] (Section)	68.0 (L600)
Race State	Finished



Thomas Farms Rc Murray Bridge-  
Professional-2025-05-24

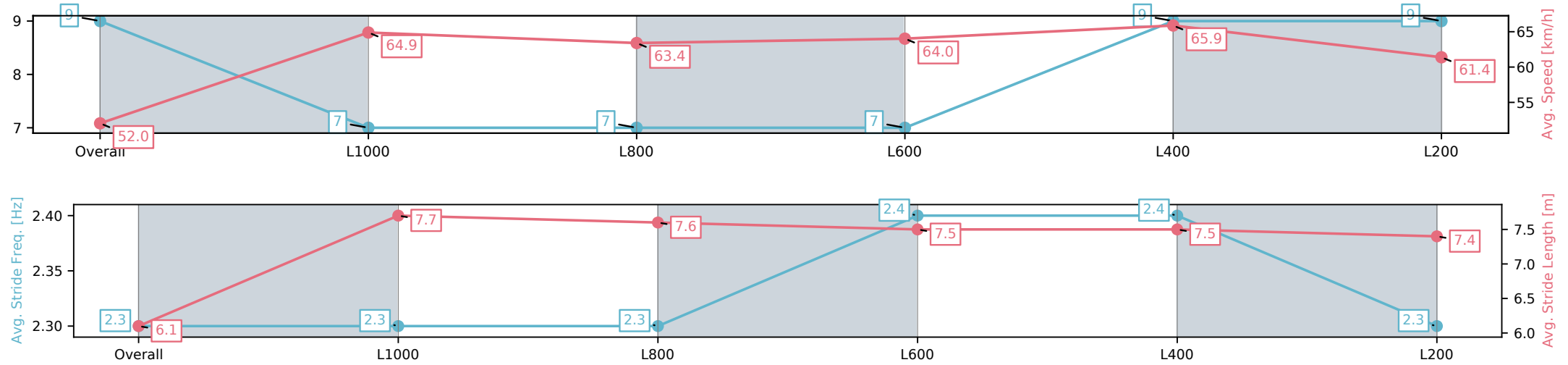
Race 2: Prime Irrigation Handicap - 1200m

24 May 2025 - 12:07PM

Track Rating: Good 4, Weather: Overcast, Rail Position: +3m 1200m  
Chute; True Remainder



Section	Overall	L1000	L800	L600	L400	L200
Section Times	1:10.42[9] (0:13.82)	0:56.60[7] (0:11.12)	0:45.48[7] (0:11.47)	0:34.01[7] (0:11.33)	0:22.68[9] (0:10.94)	0:11.74[9] (0:11.74)
Average Speed [km/h]	52.0	64.9	63.4	64.0	65.9	61.4
Top Speed [km/h]	65.8	66.0	65.0	65.2	68.0	63.8
Avg. Dist. to Rail [m]	0.9	1.4	3.1	2.3	3.6	4.6
Avg. Stride Freq. [Hz]	2.3	2.3	2.3	2.4	2.4	2.3
Avg. Stride Length [m]	6.1	7.7	7.6	7.5	7.5	7.4



[ ] Ranking at each section and finish  
-:-:- No data available at this section  
NA No data available