



# Thomas Farms Rc Murray Bridge-Professional-2025-05-24

## Race 1: Chapman Heavy Mechanical Plate - 1200m

24 May 2025 - 11:32AM

Track Rating: Good 4, Weather: Fine, Rail Position: +3m 1200m Chute; True Remainder



Section Field Times							Overall	L1000	L800	L600	L400	L200		
							1:09.34 (0:12.93)	0:56.41 (0:10.59)	0:45.83 (0:11.03)	0:34.79 (0:11.40)	0:23.40 (0:11.33)	0:12.06 (0:12.06)		
Position	#	Horse/Jockey	Barrier	Top Speed [km/h]	Fastest Section	First 400m							Margin	Distance Travelled From Winner [m]
1	11	THE INDIGO FALCON	6	68.4	0:10.67	0:24.07	1:09.34	0:55.94 [7]	0:45.27 [7]	0:34.32 [5]	0:23.06 [4]	0:11.86 [3]	1:09.34	
		Jason Holder		1000-800	1000-800		(0:13.40)	(0:10.67)	(0:10.95)	(0:11.26)	(0:11.20)	(0:11.86)		
2	13	YOOMEE WONDER	9	67.5	0:10.74	0:24.22	1:09.49	0:56.01 [9]	0:45.27 [9]	0:34.11 [9]	0:22.84 [8]	0:11.84 [5]	0.97L	+4
		Jacob Opperman		1200-1000	1000-800		(0:13.48)	(0:10.74)	(0:11.16)	(0:11.27)	(0:11.00)	(0:11.84)		
3	9	LAYIN' UP	7	67.1	0:10.82	0:24.05	1:09.59	0:56.36 [6]	0:45.54 [6]	0:34.29 [7]	0:23.05 [6]	0:11.87 [6]	1.69L	+1
		Rochelle Milnes		1200-1000	1000-800		(0:13.23)	(0:10.82)	(0:11.25)	(0:11.24)	(0:11.18)	(0:11.87)		
4	1	ARAMOSO	3	68.5	0:10.70	0:23.92	1:09.65	0:56.43 [5]	0:45.73 [4]	0:34.86 [3]	0:23.63 [2]	0:12.18 [2]	2.08L	+0
		Connor Murtagh		1200-1000	1000-800		(0:13.22)	(0:10.70)	(0:10.87)	(0:11.23)	(0:11.45)	(0:12.18)		
5	8	HALLIWELL	2	69.0	0:10.59	0:23.51	1:09.68	0:56.76 [1]	0:46.17 [1]	0:35.14 [1]	0:23.74 [1]	0:12.41 [1]	2.24L	+2
		Jessica Tzaferis		1200-1000	1000-800		(0:12.92)	(0:10.59)	(0:11.03)	(0:11.40)	(0:11.33)	(0:12.41)		
6	5	PIRATE	1	68.6	0:10.73	0:23.68	1:10.13	0:57.18 [2]	0:46.45 [2]	0:35.52 [2]	0:24.09 [3]	0:12.50 [4]	5.27L	-2
		Sairyn Fawke		1200-1000	1000-800		(0:12.95)	(0:10.73)	(0:10.93)	(0:11.43)	(0:11.59)	(0:12.50)		
7	6	ROO D'ORO	4	68.0	0:10.78	0:24.18	1:10.50	0:57.10 [8]	0:46.32 [8]	0:35.13 [8]	0:23.77 [9]	0:12.25 [9]	7.7L	+0
		Stephanie Lacy		1200-1000	1000-800		(0:13.40)	(0:10.78)	(0:11.19)	(0:11.36)	(0:11.52)	(0:12.25)		
8	10	SONIC RIP	5	67.4	0:10.80	0:23.92	1:10.62	0:57.50 [4]	0:46.70 [5]	0:35.55 [6]	0:24.03 [7]	0:12.45 [8]	8.51L	+1
		Caitlin Tootell		1200-1000	1000-800		(0:13.12)	(0:10.80)	(0:11.15)	(0:11.52)	(0:11.57)	(0:12.45)		
9	2	DONAM	10	66.8	0:11.03	0:24.71	1:10.66	0:57.02 [10]	0:45.95 [10]	0:34.92 [10]	0:23.63 [10]	0:12.24 [10]	8.77L	-2
		Emily Finnegan		1000-800	800-600		(0:13.64)	(0:11.07)	(0:11.03)	(0:11.28)	(0:11.39)	(0:12.24)		
10	12	VELVET GEM	8	69.2	0:10.71	0:23.68	1:10.81	0:57.84 [3]	0:47.13 [3]	0:36.00 [4]	0:24.39 [5]	0:12.83 [7]	9.78L	+4
		Manoel Nunes		1200-1000	1000-800		(0:12.97)	(0:10.71)	(0:11.13)	(0:11.61)	(0:11.56)	(0:12.83)		

Scratched: Gingerbread Boy (#3), Moaksun (#4), Strong Minded (#7)

Report Created: Sat 24 May 2025 12:28:10 GMT+10 (Note: Timing is based on positional data)

Page 1/11

[ ] Position in running at each section and finish  
-:-:- No data available at this section  
NA No data available  
█ Background shading for fastest section

# Saddle cloth number  
DNF Did not finish  
DNT Did not track

Horse/Jockey Name	THE INDIGO FALCON/Jason Holder
Finish Rank	1
Fastest Section Time (Section)	0:10.67 (L1000)
Top Speed [km/h] (Section)	68.4 (L1000)
Race State	Finished



Thomas Farms Rc Murray Bridge-  
Professional-2025-05-24

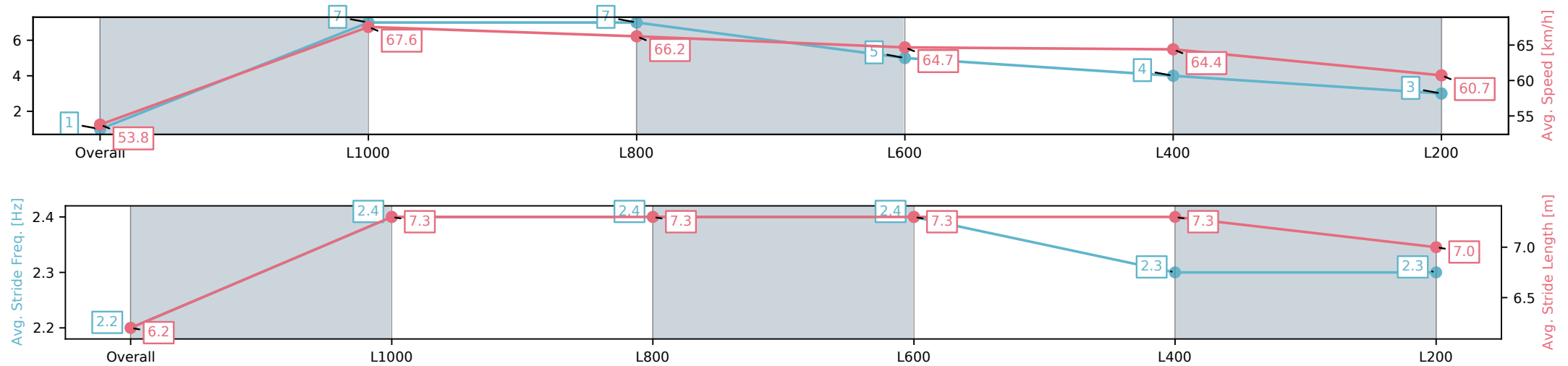
Race 1: Chapman Heavy Mechanical Plate - 1200m

24 May 2025 - 11:32AM

Track Rating: Good 4, Weather: Fine, Rail Position: +3m 1200m  
Chute; True Remainder



Section	Overall	L1000	L800	L600	L400	L200
Section Times	1:09.34[1] (0:13.40)	0:55.94[7] (0:10.67)	0:45.27[7] (0:10.95)	0:34.32[5] (0:11.26)	0:23.06[4] (0:11.20)	0:11.86[3] (0:11.86)
Average Speed [km/h]	53.8	67.6	66.2	64.7	64.4	60.7
Top Speed [km/h]	67.1	67.9	68.4	65.7	65.8	63.7
Avg. Dist. to Rail [m]	2.8	1.4	2.9	3.2	6.6	8.0
Avg. Stride Freq. [Hz]	2.2	2.4	2.4	2.4	2.3	2.3
Avg. Stride Length [m]	6.2	7.3	7.3	7.3	7.3	7.0



- [ ] Ranking at each section and finish
- :-:- No data available at this section
- NA No data available

Horse/Jockey Name	YOOMEE WONDER/Jacob Opperman
Finish Rank	2
Fastest Section Time (Section)	0:10.74 (L1000)
Top Speed [km/h] (Section)	67.5 (Overall)
Race State	Finished



Thomas Farms Rc Murray Bridge-  
Professional-2025-05-24

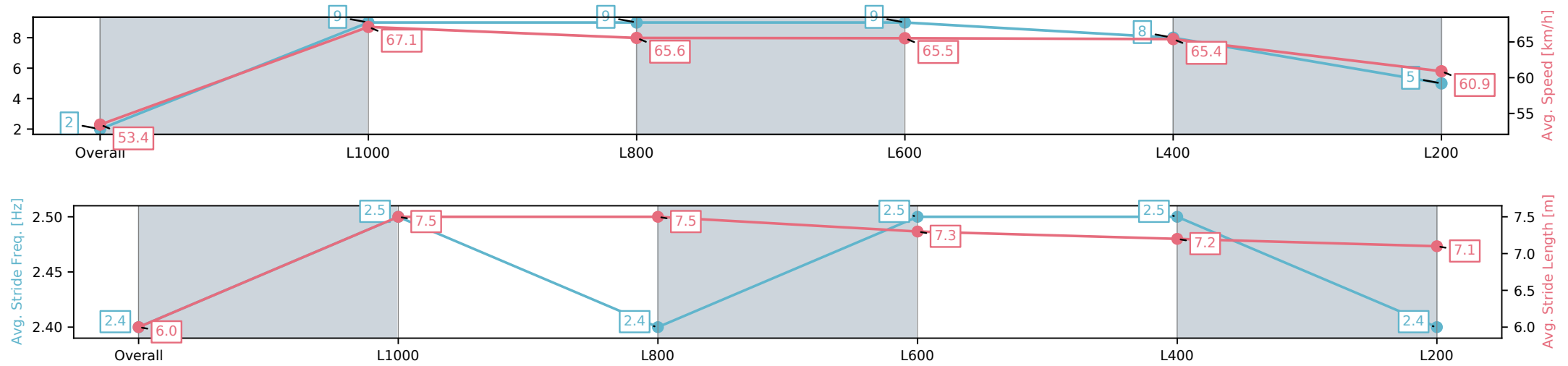
Race 1: Chapman Heavy Mechanical Plate - 1200m

24 May 2025 - 11:32AM

Track Rating: Good 4, Weather: Fine, Rail Position: +3m 1200m  
Chute; True Remainder



Section	Overall	L1000	L800	L600	L400	L200
Section Times	1:09.49[2] (0:13.48)	0:56.01[9] (0:10.74)	0:45.27[9] (0:11.16)	0:34.11[9] (0:11.27)	0:22.84[8] (0:11.00)	0:11.84[5] (0:11.84)
Average Speed [km/h]	53.4	67.1	65.6	65.5	65.4	60.9
Top Speed [km/h]	67.5	67.5	67.2	66.9	66.8	63.7
Avg. Dist. to Rail [m]	6.6	4.8	6.0	5.8	9.8	9.7
Avg. Stride Freq. [Hz]	2.4	2.5	2.4	2.5	2.5	2.4
Avg. Stride Length [m]	6.0	7.5	7.5	7.3	7.2	7.1



[ ] Ranking at each section and finish  
-:-:- No data available at this section  
NA No data available

Horse/Jockey Name	LAYIN' UP/Rochelle Milnes
Finish Rank	3
Fastest Section Time (Section)	0:10.82 (L1000)
Top Speed [km/h] (Section)	67.1 (Overall)
Race State	Finished



Thomas Farms Rc Murray Bridge-  
Professional-2025-05-24

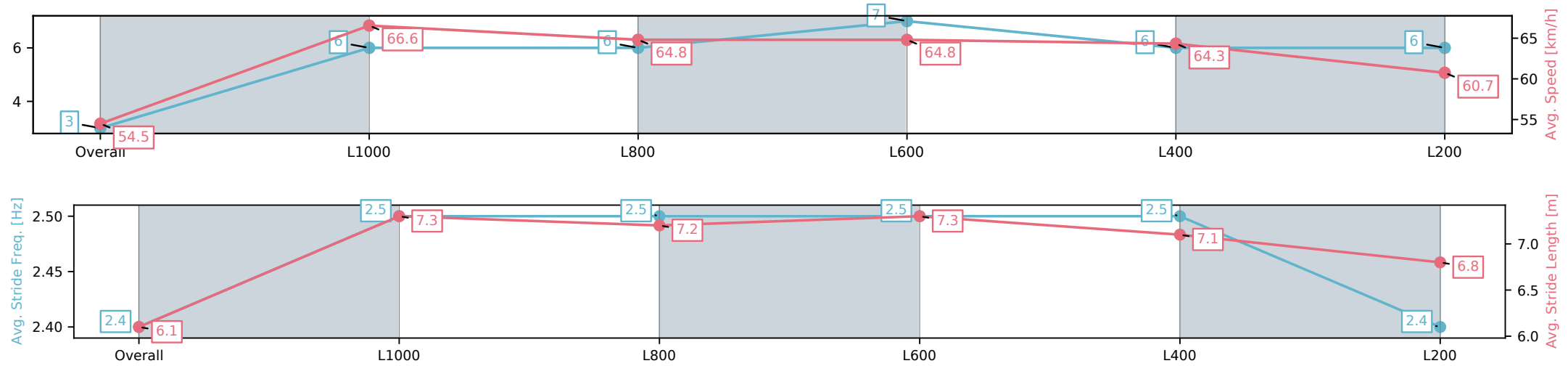
Race 1: Chapman Heavy Mechanical Plate - 1200m

24 May 2025 - 11:32AM

Track Rating: Good 4, Weather: Fine, Rail Position: +3m 1200m  
Chute; True Remainder



Section	Overall	L1000	L800	L600	L400	L200
Section Times	1:09.59[3] (0:13.23)	0:56.36[6] (0:10.82)	0:45.54[6] (0:11.25)	0:34.29[7] (0:11.24)	0:23.05[6] (0:11.18)	0:11.87[6] (0:11.87)
Average Speed [km/h]	54.5	66.6	64.8	64.8	64.3	60.7
Top Speed [km/h]	66.0	67.1	66.8	65.8	66.0	65.0
Avg. Dist. to Rail [m]	5.2	3.7	4.7	2.7	6.7	9.2
Avg. Stride Freq. [Hz]	2.4	2.5	2.5	2.5	2.5	2.4
Avg. Stride Length [m]	6.1	7.3	7.2	7.3	7.1	6.8



[ ] Ranking at each section and finish  
-:-:- No data available at this section  
NA No data available

Horse/Jockey Name	ARAMOSO/Connor Murtagh
Finish Rank	4
Fastest Section Time (Section)	0:10.70 (L1000)
Top Speed [km/h] (Section)	68.5 (Overall)
Race State	Finished



Thomas Farms Rc Murray Bridge-  
Professional-2025-05-24

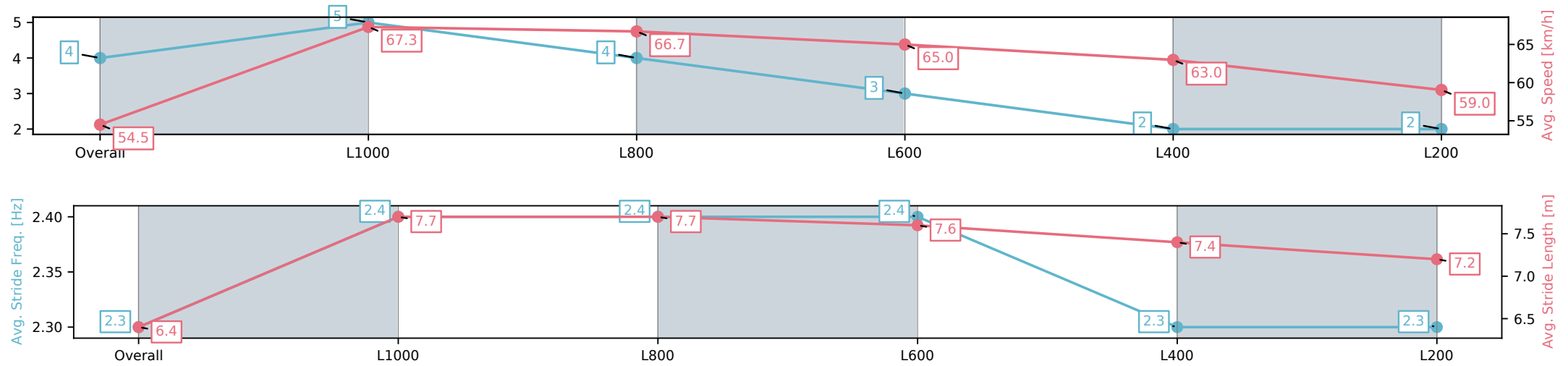
Race 1: Chapman Heavy Mechanical Plate - 1200m

24 May 2025 - 11:32AM

Track Rating: Good 4, Weather: Fine, Rail Position: +3m 1200m  
Chute; True Remainder



Section	Overall	L1000	L800	L600	L400	L200
Section Times	1:09.65[4] (0:13.22)	0:56.43[5] (0:10.70)	0:45.73[4] (0:10.87)	0:34.86[3] (0:11.23)	0:23.63[2] (0:11.45)	0:12.18[2] (0:12.18)
Average Speed [km/h]	54.5	67.3	66.7	65.0	63.0	59.0
Top Speed [km/h]	66.3	68.5	67.9	66.8	64.5	61.7
Avg. Dist. to Rail [m]	1.8	1.8	3.0	3.5	5.3	5.6
Avg. Stride Freq. [Hz]	2.3	2.4	2.4	2.4	2.3	2.3
Avg. Stride Length [m]	6.4	7.7	7.7	7.6	7.4	7.2



[ ] Ranking at each section and finish  
-:-:- No data available at this section  
NA No data available

Horse/Jockey Name	HALLIWELL/Jessica Tzaferis
Finish Rank	5
Fastest Section Time (Section)	0:10.59 (L1000)
Top Speed [km/h] (Section)	69.0 (Overall)
Race State	Finished



Thomas Farms Rc Murray Bridge-  
Professional-2025-05-24

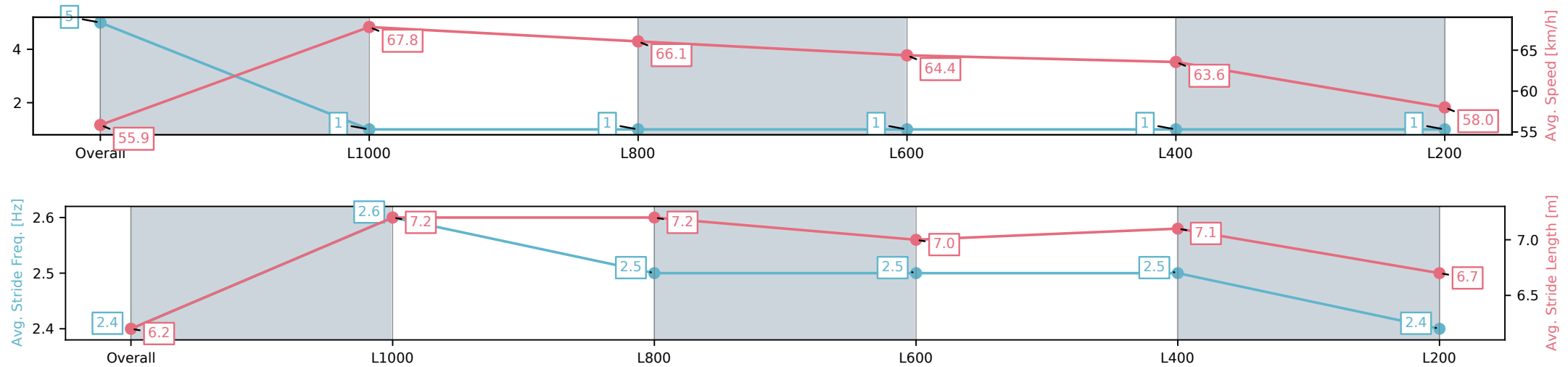
Race 1: Chapman Heavy Mechanical Plate - 1200m

24 May 2025 - 11:32AM

Track Rating: Good 4, Weather: Fine, Rail Position: +3m 1200m  
Chute; True Remainder



Section	Overall	L1000	L800	L600	L400	L200
Section Times	1:09.68[5] (0:12.92)	0:56.76[1] (0:10.59)	0:46.17[1] (0:11.03)	0:35.14[1] (0:11.40)	0:23.74[1] (0:11.33)	0:12.41[1] (0:12.41)
Average Speed [km/h]	55.9	67.8	66.1	64.4	63.6	58.0
Top Speed [km/h]	68.3	69.0	67.8	65.8	64.9	60.9
Avg. Dist. to Rail [m]	1.3	2.2	3.8	4.4	6.0	3.5
Avg. Stride Freq. [Hz]	2.4	2.6	2.5	2.5	2.5	2.4
Avg. Stride Length [m]	6.2	7.2	7.2	7.0	7.1	6.7



[ ] Ranking at each section and finish  
-:-:- No data available at this section  
NA No data available

Horse/Jockey Name	PIRATE/Sairyn Fawke
Finish Rank	6
Fastest Section Time (Section)	0:10.73 (L1000)
Top Speed [km/h] (Section)	68.6 (Overall)
Race State	Finished



Thomas Farms Rc Murray Bridge-  
Professional-2025-05-24

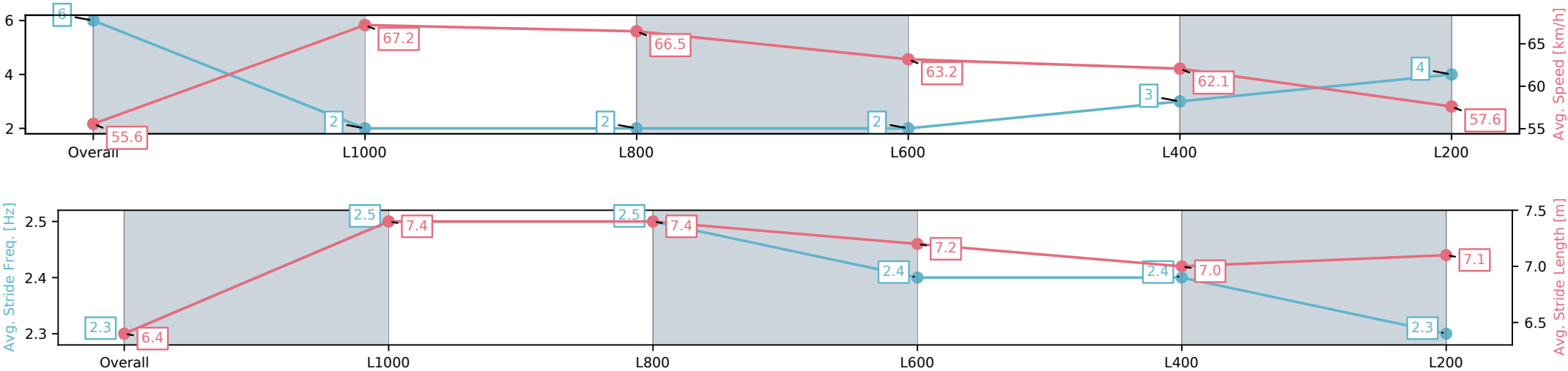
Race 1: Chapman Heavy Mechanical Plate - 1200m

24 May 2025 - 11:32AM

Track Rating: Good 4, Weather: Fine, Rail Position: +3m 1200m  
Chute; True Remainder



Section	Overall	L1000	L800	L600	L400	L200
Section Times	1:10.13[6] (0:12.95)	0:57.18[2] (0:10.73)	0:46.45[2] (0:10.93)	0:35.52[2] (0:11.43)	0:24.09[3] (0:11.59)	0:12.50[4] (0:12.50)
Average Speed [km/h]	55.6	67.2	66.5	63.2	62.1	57.6
Top Speed [km/h]	67.3	68.6	68.3	64.7	63.4	60.4
Avg. Dist. to Rail [m]	0.6	1.5	3.7	0.6	0.9	1.6
Avg. Stride Freq. [Hz]	2.3	2.5	2.5	2.4	2.4	2.3
Avg. Stride Length [m]	6.4	7.4	7.4	7.2	7.0	7.1



[ ] Ranking at each section and finish  
-:-:- No data available at this section  
NA No data available

Horse/Jockey Name	ROO D'ORO/Stephanie Lacy
Finish Rank	7
Fastest Section Time (Section)	0:10.78 (L1000)
Top Speed [km/h] (Section)	68.0 (Overall)
Race State	Finished



Thomas Farms Rc Murray Bridge-  
Professional-2025-05-24

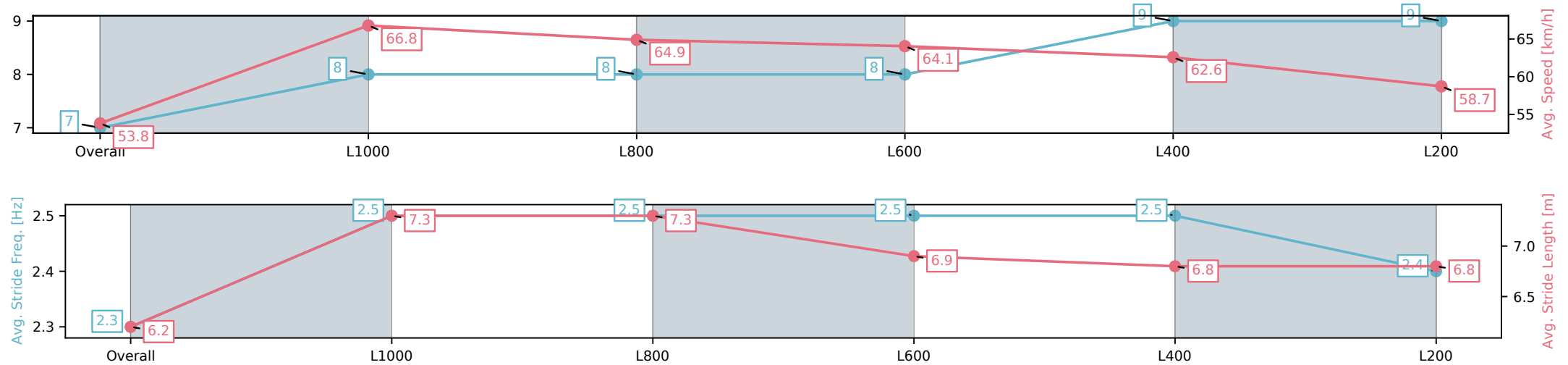
Race 1: Chapman Heavy Mechanical Plate - 1200m

24 May 2025 - 11:32AM

Track Rating: Good 4, Weather: Fine, Rail Position: +3m 1200m  
Chute; True Remainder



Section	Overall	L1000	L800	L600	L400	L200
Section Times	1:10.50[7] (0:13.40)	0:57.10[8] (0:10.78)	0:46.32[8] (0:11.19)	0:35.13[8] (0:11.36)	0:23.77[9] (0:11.52)	0:12.25[9] (0:12.25)
Average Speed [km/h]	53.8	66.8	64.9	64.1	62.6	58.7
Top Speed [km/h]	65.9	68.0	67.0	65.0	64.2	62.0
Avg. Dist. to Rail [m]	2.4	2.2	3.3	2.9	5.1	5.0
Avg. Stride Freq. [Hz]	2.3	2.5	2.5	2.5	2.5	2.4
Avg. Stride Length [m]	6.2	7.3	7.3	6.9	6.8	6.8



[ ] Ranking at each section and finish  
-:-:- No data available at this section  
NA No data available



Horse/Jockey Name	SONIC RIP/Caitlin Tootell
Finish Rank	8
Fastest Section Time (Section)	0:10.80 (L1000)
Top Speed [km/h] (Section)	67.4 (Overall)
Race State	Finished



Thomas Farms Rc Murray Bridge-  
Professional-2025-05-24

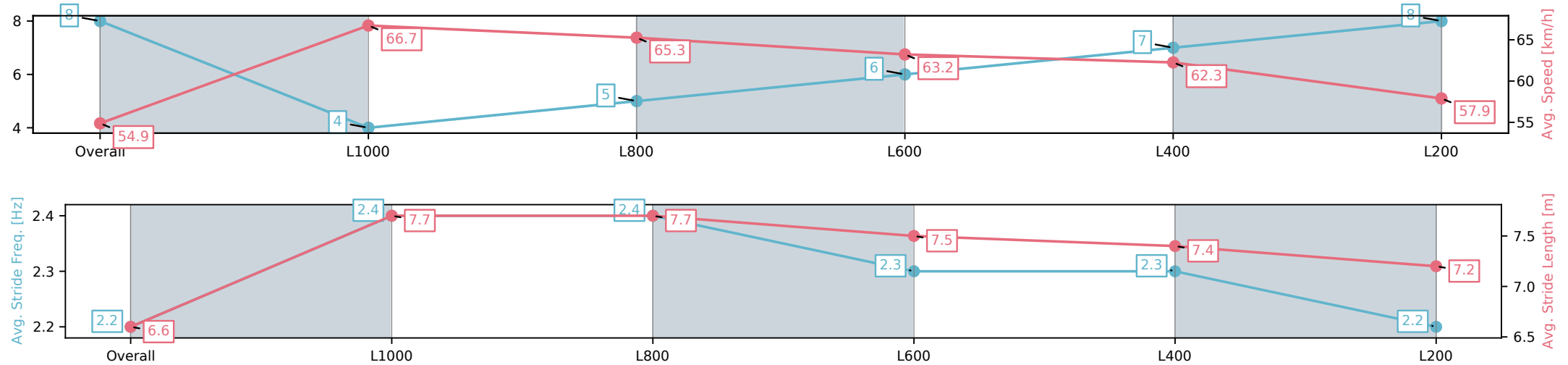
Race 1: Chapman Heavy Mechanical Plate - 1200m

24 May 2025 - 11:32AM

Track Rating: Good 4, Weather: Fine, Rail Position: +3m 1200m  
Chute; True Remainder



Section	Overall	L1000	L800	L600	L400	L200
Section Times	1:10.62[8] (0:13.12)	0:57.50[4] (0:10.80)	0:46.70[5] (0:11.15)	0:35.55[6] (0:11.52)	0:24.03[7] (0:11.57)	0:12.45[8] (0:12.45)
Average Speed [km/h]	54.9	66.7	65.3	63.2	62.3	57.9
Top Speed [km/h]	65.7	67.4	66.7	64.8	64.1	60.1
Avg. Dist. to Rail [m]	3.7	2.9	4.1	3.2	4.1	4.7
Avg. Stride Freq. [Hz]	2.2	2.4	2.4	2.3	2.3	2.2
Avg. Stride Length [m]	6.6	7.7	7.7	7.5	7.4	7.2



[ ] Ranking at each section and finish  
-:-:- No data available at this section  
NA No data available

Horse/Jockey Name	DONAM/Emily Finnegan
Finish Rank	9
Fastest Section Time (Section)	0:11.03 (L800)
Top Speed [km/h] (Section)	66.8 (L1000)
Race State	Finished



Thomas Farms Rc Murray Bridge-  
Professional-2025-05-24

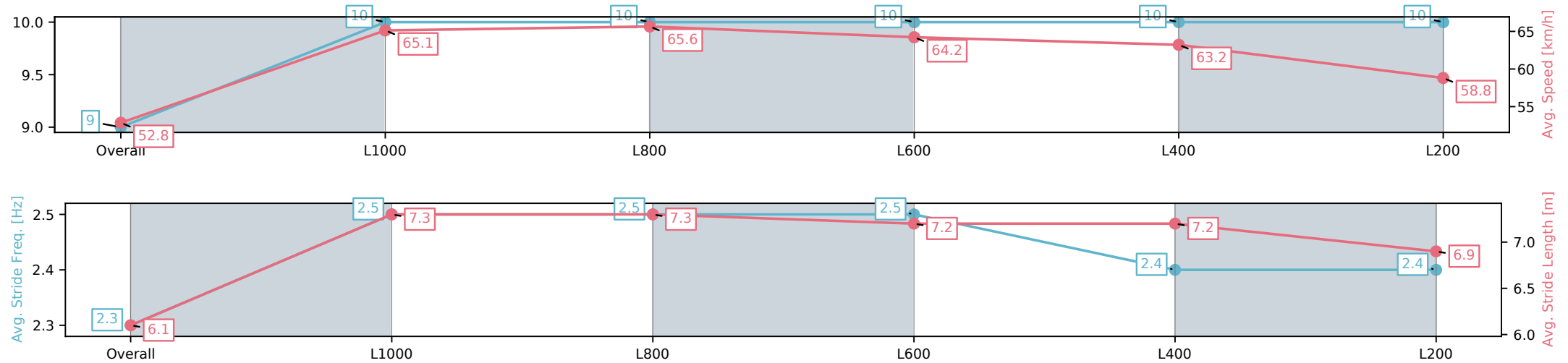
Race 1: Chapman Heavy Mechanical Plate - 1200m

24 May 2025 - 11:32AM

Track Rating: Good 4, Weather: Fine, Rail Position: +3m 1200m  
Chute; True Remainder



Section	Overall	L1000	L800	L600	L400	L200
Section Times	1:10.66[9] (0:13.64)	0:57.02[10] (0:11.07)	0:45.95[10] (0:11.03)	0:34.92[10] (0:11.28)	0:23.63[10] (0:11.39)	0:12.24[10] (0:12.24)
Average Speed [km/h]	52.8	65.1	65.6	64.2	63.2	58.8
Top Speed [km/h]	63.8	65.7	66.8	65.5	65.2	60.9
Avg. Dist. to Rail [m]	6.9	2.8	3.2	1.9	3.8	6.5
Avg. Stride Freq. [Hz]	2.3	2.5	2.5	2.5	2.4	2.4
Avg. Stride Length [m]	6.1	7.3	7.3	7.2	7.2	6.9



[ ] Ranking at each section and finish  
-:-:- No data available at this section  
NA No data available

Horse/Jockey Name	VELVET GEM/Manoel Nunes
Finish Rank	10
Fastest Section Time (Section)	0:10.71 (L1000)
Top Speed [km/h] (Section)	69.2 (Overall)
Race State	Finished



Thomas Farms Rc Murray Bridge-  
Professional-2025-05-24

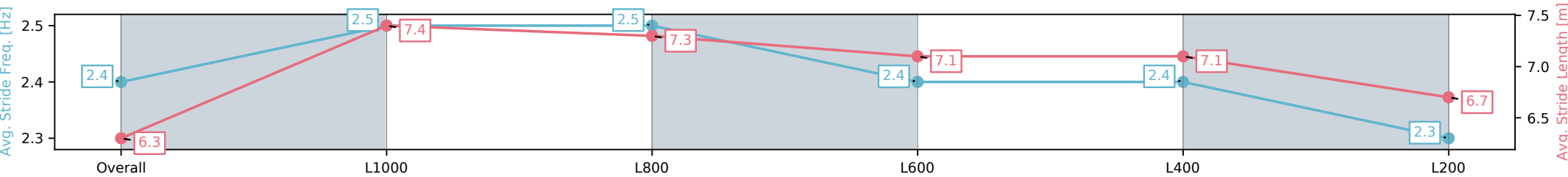
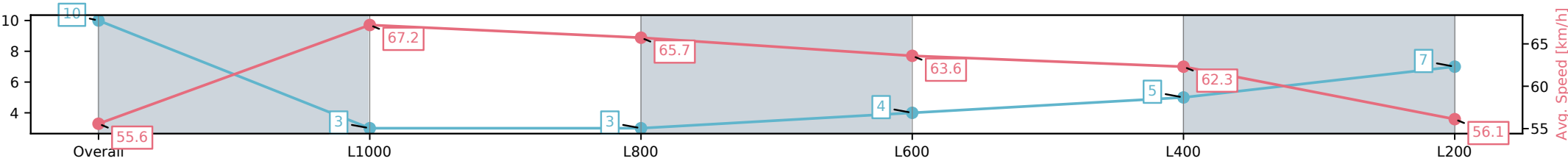
Race 1: Chapman Heavy Mechanical Plate - 1200m

24 May 2025 - 11:32AM

Track Rating: Good 4, Weather: Fine, Rail Position: +3m 1200m  
Chute; True Remainder



Section	Overall	L1000	L800	L600	L400	L200
Section Times	1:10.81[10] (0:12.97)	0:57.84[3] (0:10.71)	0:47.13[3] (0:11.13)	0:36.00[4] (0:11.61)	0:24.39[5] (0:11.56)	0:12.83[7] (0:12.83)
Average Speed [km/h]	55.6	67.2	65.7	63.6	62.3	56.1
Top Speed [km/h]	69.1	69.2	66.7	65.8	64.9	59.5
Avg. Dist. to Rail [m]	5.9	4.0	5.7	5.9	7.3	6.7
Avg. Stride Freq. [Hz]	2.4	2.5	2.5	2.4	2.4	2.3
Avg. Stride Length [m]	6.3	7.4	7.3	7.1	7.1	6.7



[ ] Ranking at each section and finish  
-:-:- No data available at this section  
NA No data available