



Thomas Farms Rc Murray Bridge-Professional-2025-05-14

Race 3: Thomas Farms Maiden Plate - 1200m

14 May 2025 - 1:20PM

Track Rating: Good 4, Weather: Fine, Rail Position: +4m 1200m Chute; +7m Remainder



Section Field Times							Overall	L1000	L800	L600	L400	L200		
							1:11.66 (0:14.16)	0:57.50 (0:10.76)	0:46.74 (0:11.16)	0:35.57 (0:11.60)	0:23.98 (0:11.77)	0:12.22 (0:12.22)		
Position	#	Horse/Jockey	Barrier	Top Speed [km/h]	Fastest Section	First 400m							Margin	Distance Travelled From Winner [m]
1	4	WARM BREEZE	1	67.8	0:10.86	0:25.28	1:11.66	0:57.24 [5]	0:46.38 [4]	0:35.33 [2]	0:23.77 [2]	0:12.22 [1]	1:11.66	
		Jason Holder		1000-800	1000-800		(0:14.42)	(0:10.86)	(0:11.05)	(0:11.56)	(0:11.55)	(0:12.22)		
2	2	PIRATE	11	69.5	0:10.76	0:24.92	1:11.97	0:57.81 [1]	0:47.05 [1]	0:35.90 [1]	0:24.30 [1]	0:12.47 [2]	1.86L	-3
		Sairyn Fawke		1200-1000	1000-800		(0:14.16)	(0:10.76)	(0:11.15)	(0:11.60)	(0:11.83)	(0:12.47)		
3	6	IDRACOWRA	2	67.1	0:10.84	0:25.47	1:12.63	0:58.00 [9]	0:47.16 [8]	0:36.00 [4]	0:24.49 [3]	0:12.77 [3]	5.73L	-1
		Ben Price		1000-800	1000-800		(0:14.63)	(0:10.84)	(0:11.16)	(0:11.51)	(0:11.72)	(0:12.77)		
4	3	ROO D'ORO	4	66.9	0:10.98	0:25.64	1:13.04	0:58.38 [10]	0:47.40 [10]	0:36.21 [10]	0:24.76 [4]	0:12.83 [4]	8.17L	+0
		Stephanie Lacy		1000-800	1000-800		(0:14.66)	(0:10.98)	(0:11.19)	(0:11.45)	(0:11.93)	(0:12.83)		
5	11	UNPRAISED	5	67.3	0:11.01	0:25.67	1:13.47	0:58.81 [11]	0:47.80 [11]	0:36.54 [11]	0:24.68 [9]	0:12.61 [6]	10.76L	+2
		Jake Toeroek		1000-800	1000-800		(0:14.66)	(0:11.01)	(0:11.26)	(0:11.86)	(0:12.07)	(0:12.61)		
6	1	GINGERBREAD BOY	7	67.5	0:10.89	0:25.48	1:13.65	0:59.06 [8]	0:48.17 [9]	0:36.87 [9]	0:24.89 [7]	0:12.87 [5]	11.8L	+4
		Andrew Stead		1000-800	1000-800		(0:14.59)	(0:10.89)	(0:11.30)	(0:11.98)	(0:12.02)	(0:12.87)		
7	12	VELVET GEM	10	67.1	0:10.88	0:25.10	1:14.39	1:00.17 [2]	0:49.29 [2]	0:37.85 [3]	0:25.74 [6]	0:13.40 [7]	16.17L	+5
		Brooke King		1200-1000	1000-800		(0:14.22)	(0:10.88)	(0:11.44)	(0:12.11)	(0:12.34)	(0:13.40)		
8	5	BARYNYA	6	66.6	0:10.96	0:25.30	1:14.48	1:00.14 [3]	0:49.18 [5]	0:37.83 [5]	0:25.70 [8]	0:13.18 [9]	16.7L	+5
		Felicity Atkinson		1200-1000	1000-800		(0:14.34)	(0:10.96)	(0:11.35)	(0:12.13)	(0:12.52)	(0:13.18)		
9	9	QUEEN CALANTHE	3	66.8	0:10.95	0:25.42	1:14.62	1:00.15 [7]	0:49.20 [7]	0:37.96 [6]	0:26.06 [5]	0:13.57 [8]	17.51L	+1
		Taylor Johnstone		1000-800	1000-800		(0:14.47)	(0:10.95)	(0:11.24)	(0:11.90)	(0:12.49)	(0:13.56)		
10	8	NOT TO BE TRUSTED	8	67.5	0:10.91	0:25.30	1:15.56	1:01.17 [4]	0:50.26 [6]	0:38.83 [8]	0:26.52 [11]	0:13.81 [11]	23.08L	+6
		Jacob Opperman		1200-1000	1000-800		(0:14.39)	(0:10.91)	(0:11.43)	(0:12.31)	(0:12.71)	(0:13.81)		

Scratched: Sonic Rip (#10)

Report Created: Wed 14 May 2025 14:51:03 GMT+10 (Note: Timing is based on positional data)

Page 1/13

[] Position in running at each section and finish
-:-:- No data available at this section
NA No data available
■ Background shading for fastest section

Saddle cloth number
DNF Did not finish
DNT Did not track



Thomas Farms Rc Murray Bridge-Professional-2025-05-14

Race 3: Thomas Farms Maiden Plate - 1200m

14 May 2025 - 1:20PM

Track Rating: Good 4, Weather: Fine, Rail Position: +4m 1200m Chute; +7m Remainder



Section

Field Times

Overall	L1000	L800	L600	L400	L200
1:11.66	0:57.50	0:46.74	0:35.57	0:23.98	0:12.22
(0:14.16)	(0:10.76)	(0:11.16)	(0:11.60)	(0:11.77)	(0:12.22)

Position	#	Horse/Jockey	Barrier	Top Speed [km/h]	Fastest Section	First 400m							Margin	Distance Travelled From Winner [m]
11	7	MADSASTAR	9	69.1	0:10.74	0:25.20	1:15.57	1:01.11 [6]	0:50.37 [3]	0:38.89 [7]	0:26.63 [10]	0:13.88 [10]	23.14L	+7
		Alan Lai		1200-1000	1000-800		(0:14.46)	(0:10.74)	(0:11.48)	(0:12.26)	(0:12.75)	(0:13.88)		

Scratched: Sonic Rip (#10)

- | | | | |
|---------|--|-----|---------------------|
| [] | Position in running at each section and finish | # | Saddle cloth number |
| -:--:-- | No data available at this section | DNF | Did not finish |
| NA | No data available | DNT | Did not track |
| ■ | Background shading for fastest section | | |

Horse/Jockey Name	WARM BREEZE/Jason Holder
Finish Rank	1
Fastest Section Time (Section)	0:10.86 (L1000)
Top Speed [km/h] (Section)	67.8 (L1000)
Race State	Finished



Thomas Farms Rc Murray Bridge-
Professional-2025-05-14

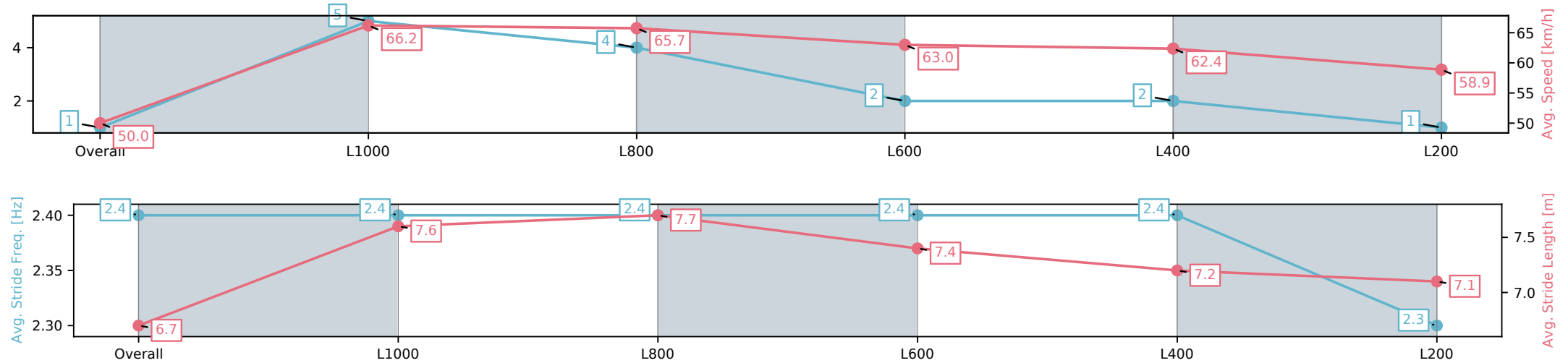
Race 3: Thomas Farms Maiden Plate - 1200m

14 May 2025 - 1:20PM

Track Rating: Good 4, Weather: Fine, Rail Position: +4m 1200m
Chute; +7m Remainder



Section	Overall	L1000	L800	L600	L400	L200
Section Times	1:11.66[1] (0:14.42)	0:57.24[5] (0:10.86)	0:46.38[4] (0:11.05)	0:35.33[2] (0:11.56)	0:23.77[2] (0:11.55)	0:12.22[1] (0:12.22)
Average Speed [km/h]	50.0	66.2	65.7	63.0	62.4	58.9
Top Speed [km/h]	66.3	67.8	67.8	63.7	64.1	61.5
Avg. Dist. to Rail [m]	2.8	2.1	2.4	2.8	3.8	3.2
Avg. Stride Freq. [Hz]	2.4	2.4	2.4	2.4	2.4	2.3
Avg. Stride Length [m]	6.7	7.6	7.7	7.4	7.2	7.1



[] Ranking at each section and finish
-:-:- No data available at this section
NA No data available

Horse/Jockey Name	PIRATE/Sairyn Fawke
Finish Rank	2
Fastest Section Time (Section)	0:10.76 (L1000)
Top Speed [km/h] (Section)	69.5 (Overall)
Race State	Finished



Thomas Farms Rc Murray Bridge-
Professional-2025-05-14

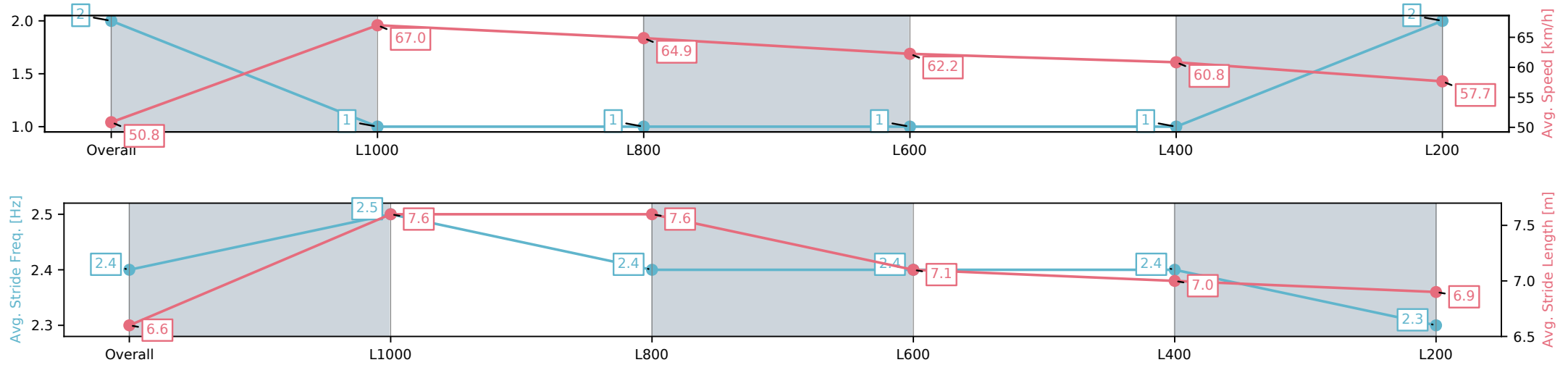
Race 3: Thomas Farms Maiden Plate - 1200m

14 May 2025 - 1:20PM

Track Rating: Good 4, Weather: Fine, Rail Position: +4m 1200m
Chute; +7m Remainder



Section	Overall	L1000	L800	L600	L400	L200
Section Times	1:11.97[2] (0:14.16)	0:57.81[1] (0:10.76)	0:47.05[1] (0:11.15)	0:35.90[1] (0:11.60)	0:24.30[1] (0:11.83)	0:12.47[2] (0:12.47)
Average Speed [km/h]	50.8	67.0	64.9	62.2	60.8	57.7
Top Speed [km/h]	69.5	68.9	66.4	64.7	63.5	60.3
Avg. Dist. to Rail [m]	6.0	1.7	1.6	0.7	1.5	1.4
Avg. Stride Freq. [Hz]	2.4	2.5	2.4	2.4	2.4	2.3
Avg. Stride Length [m]	6.6	7.6	7.6	7.1	7.0	6.9



[] Ranking at each section and finish
-:-:- No data available at this section
NA No data available

Horse/Jockey Name	IDRACOWRA/Ben Price
Finish Rank	3
Fastest Section Time (Section)	0:10.84 (L1000)
Top Speed [km/h] (Section)	67.1 (L1000)
Race State	Finished



Thomas Farms Rc Murray Bridge-
Professional-2025-05-14

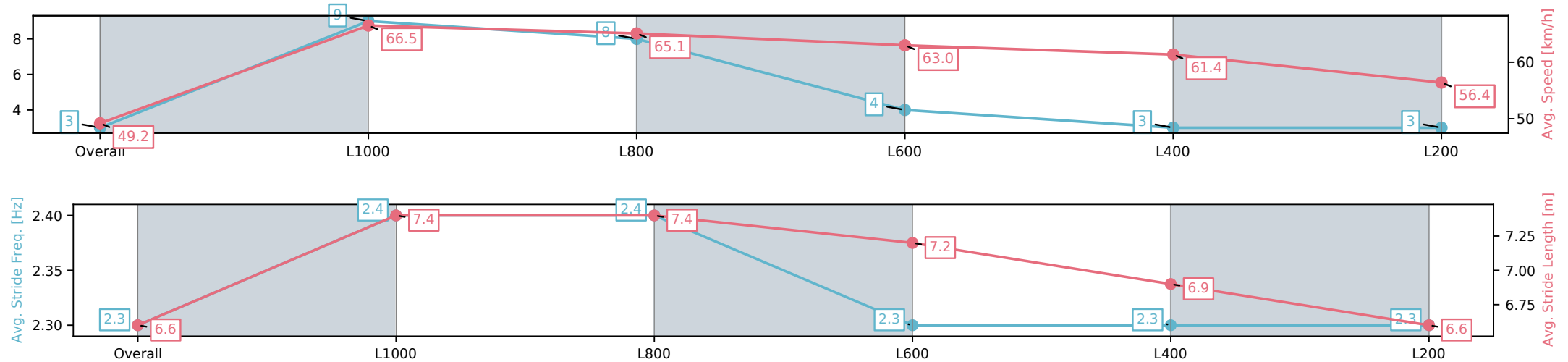
Race 3: Thomas Farms Maiden Plate - 1200m

14 May 2025 - 1:20PM

Track Rating: Good 4, Weather: Fine, Rail Position: +4m 1200m
Chute; +7m Remainder



Section	Overall	L1000	L800	L600	L400	L200
Section Times	1:12.63[3] (0:14.63)	0:58.00[9] (0:10.84)	0:47.16[8] (0:11.16)	0:36.00[4] (0:11.51)	0:24.49[3] (0:11.72)	0:12.77[3] (0:12.77)
Average Speed [km/h]	49.2	66.5	65.1	63.0	61.4	56.4
Top Speed [km/h]	66.5	67.0	67.1	63.5	63.0	59.4
Avg. Dist. to Rail [m]	1.9	2.3	2.7	1.7	2.8	2.1
Avg. Stride Freq. [Hz]	2.3	2.4	2.4	2.3	2.3	2.3
Avg. Stride Length [m]	6.6	7.4	7.4	7.2	6.9	6.6



[] Ranking at each section and finish
-:-:- No data available at this section
NA No data available

Horse/Jockey Name	ROO D'ORO/Stephanie Lacy
Finish Rank	4
Fastest Section Time (Section)	0:10.98 (L1000)
Top Speed [km/h] (Section)	66.9 (L1000)
Race State	Finished



Thomas Farms Rc Murray Bridge-
Professional-2025-05-14

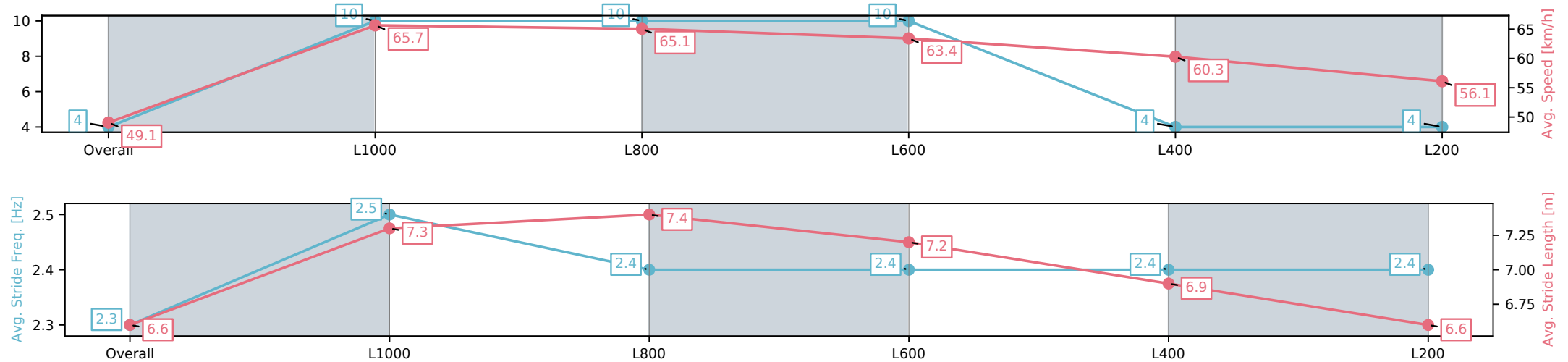
Race 3: Thomas Farms Maiden Plate - 1200m

14 May 2025 - 1:20PM

Track Rating: Good 4, Weather: Fine, Rail Position: +4m 1200m
Chute; +7m Remainder



Section	Overall	L1000	L800	L600	L400	L200
Section Times	1:13.04[4] (0:14.66)	0:58.38[10] (0:10.98)	0:47.40[10] (0:11.19)	0:36.21[10] (0:11.45)	0:24.76[4] (0:11.93)	0:12.83[4] (0:12.83)
Average Speed [km/h]	49.1	65.7	65.1	63.4	60.3	56.1
Top Speed [km/h]	65.9	66.6	66.9	64.7	63.0	58.9
Avg. Dist. to Rail [m]	1.0	0.6	3.1	2.2	4.9	4.3
Avg. Stride Freq. [Hz]	2.3	2.5	2.4	2.4	2.4	2.4
Avg. Stride Length [m]	6.6	7.3	7.4	7.2	6.9	6.6



[] Ranking at each section and finish
-:-:- No data available at this section
NA No data available

Horse/Jockey Name	UNPRAISED/Jake Toeroek
Finish Rank	5
Fastest Section Time (Section)	0:11.01 (L1000)
Top Speed [km/h] (Section)	67.3 (L1000)
Race State	Finished



Thomas Farms Rc Murray Bridge-
Professional-2025-05-14

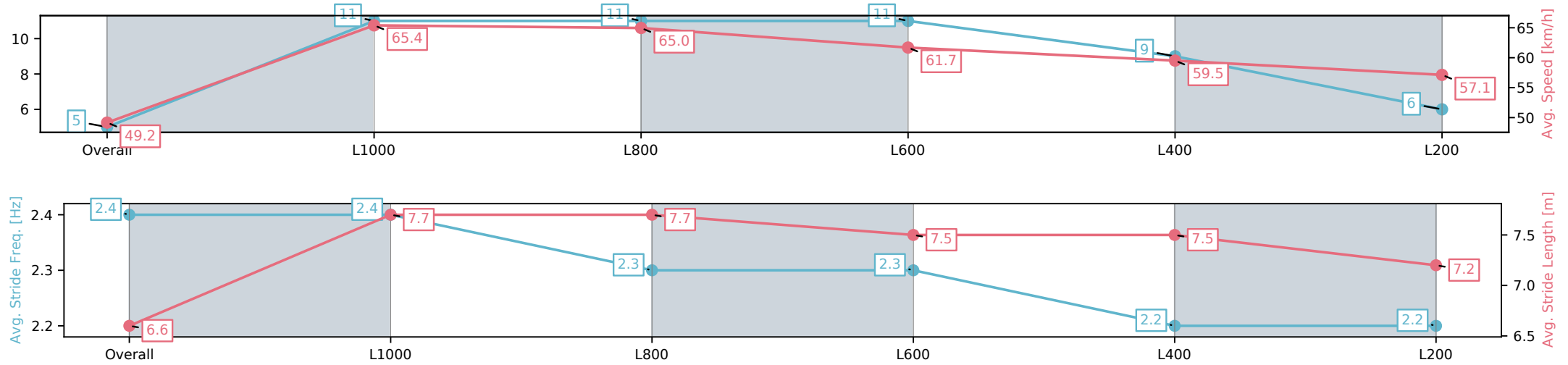
Race 3: Thomas Farms Maiden Plate - 1200m

14 May 2025 - 1:20PM

Track Rating: Good 4, Weather: Fine, Rail Position: +4m 1200m
Chute; +7m Remainder



Section	Overall	L1000	L800	L600	L400	L200
Section Times	1:13.47[5] (0:14.66)	0:58.81[11] (0:11.01)	0:47.80[11] (0:11.26)	0:36.54[11] (0:11.86)	0:24.68[9] (0:12.07)	0:12.61[6] (0:12.61)
Average Speed [km/h]	49.2	65.4	65.0	61.7	59.5	57.1
Top Speed [km/h]	65.9	67.1	67.3	63.1	60.9	58.9
Avg. Dist. to Rail [m]	0.9	0.4	4.3	4.0	8.2	8.9
Avg. Stride Freq. [Hz]	2.4	2.4	2.3	2.3	2.2	2.2
Avg. Stride Length [m]	6.6	7.7	7.7	7.5	7.5	7.2



[] Ranking at each section and finish
-:-:- No data available at this section
NA No data available

Horse/Jockey Name	GINGERBREAD BOY/Andrew Stead
Finish Rank	6
Fastest Section Time (Section)	0:10.89 (L1000)
Top Speed [km/h] (Section)	67.5 (L1000)
Race State	Finished



Thomas Farms Rc Murray Bridge-
Professional-2025-05-14

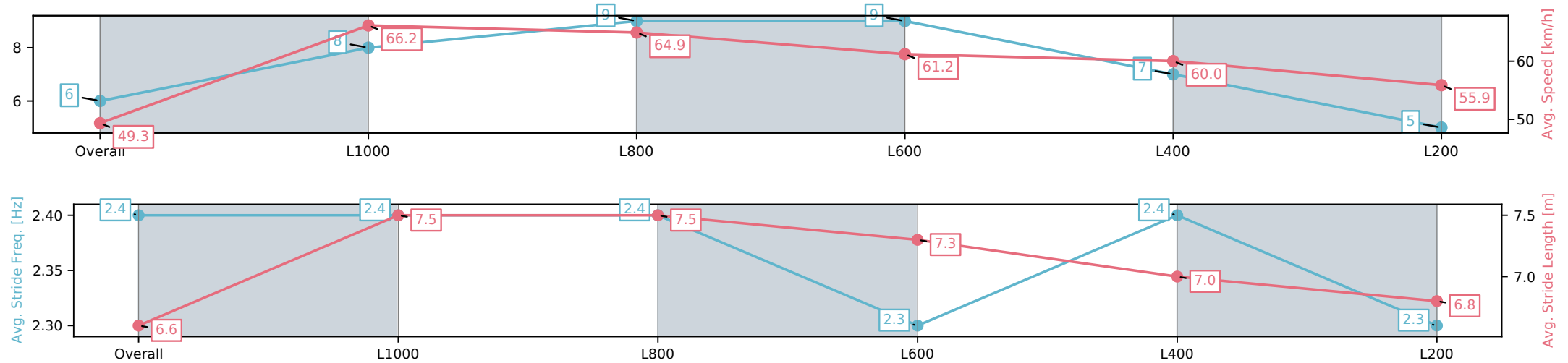
Race 3: Thomas Farms Maiden Plate - 1200m

14 May 2025 - 1:20PM

Track Rating: Good 4, Weather: Fine, Rail Position: +4m 1200m
Chute; +7m Remainder



Section	Overall	L1000	L800	L600	L400	L200
Section Times	1:13.65[6] (0:14.59)	0:59.06[8] (0:10.89)	0:48.17[9] (0:11.30)	0:36.87[9] (0:11.98)	0:24.89[7] (0:12.02)	0:12.87[5] (0:12.87)
Average Speed [km/h]	49.3	66.2	64.9	61.2	60.0	55.9
Top Speed [km/h]	66.1	67.0	67.5	62.8	61.6	58.5
Avg. Dist. to Rail [m]	2.4	2.0	5.6	4.4	4.3	3.5
Avg. Stride Freq. [Hz]	2.4	2.4	2.4	2.3	2.4	2.3
Avg. Stride Length [m]	6.6	7.5	7.5	7.3	7.0	6.8



[] Ranking at each section and finish
-:-:- No data available at this section
NA No data available

Horse/Jockey Name	VELVET GEM/Brooke King
Finish Rank	7
Fastest Section Time (Section)	0:10.88 (L1000)
Top Speed [km/h] (Section)	67.1 (Overall)
Race State	Finished



Thomas Farms Rc Murray Bridge-
Professional-2025-05-14

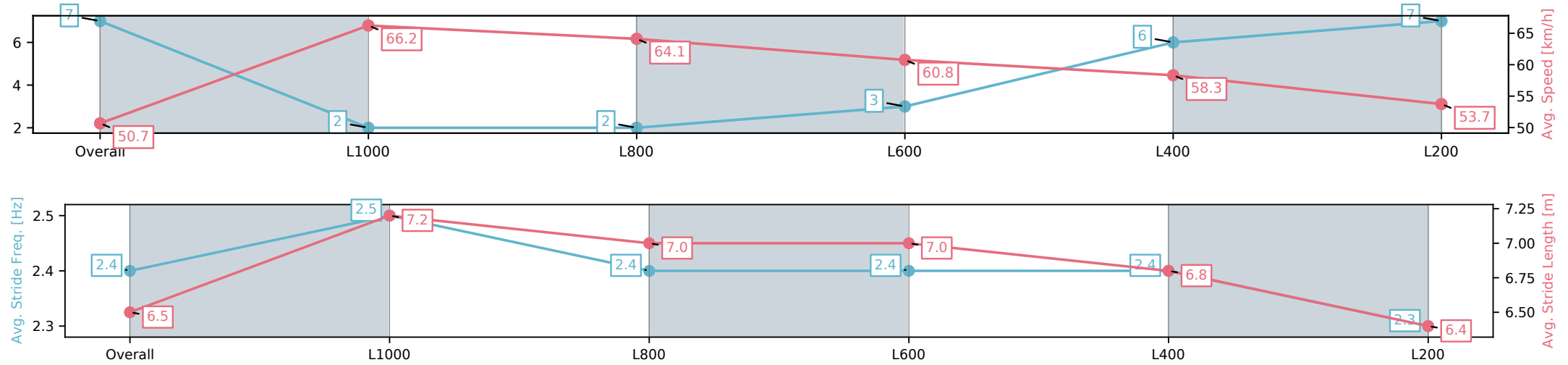
Race 3: Thomas Farms Maiden Plate - 1200m

14 May 2025 - 1:20PM

Track Rating: Good 4, Weather: Fine, Rail Position: +4m 1200m
Chute; +7m Remainder



Section	Overall	L1000	L800	L600	L400	L200
Section Times	1:14.39[7] (0:14.22)	1:00.17[2] (0:10.88)	0:49.29[2] (0:11.44)	0:37.85[3] (0:12.11)	0:25.74[6] (0:12.34)	0:13.40[7] (0:13.40)
Average Speed [km/h]	50.7	66.2	64.1	60.8	58.3	53.7
Top Speed [km/h]	67.1	67.0	66.5	62.4	60.5	56.3
Avg. Dist. to Rail [m]	5.9	2.7	5.7	5.3	6.7	7.3
Avg. Stride Freq. [Hz]	2.4	2.5	2.4	2.4	2.4	2.3
Avg. Stride Length [m]	6.5	7.2	7.0	7.0	6.8	6.4



[] Ranking at each section and finish
-:-:- No data available at this section
NA No data available

Horse/Jockey Name	BARYNYA/Felicity Atkinson
Finish Rank	8
Fastest Section Time (Section)	0:10.96 (L1000)
Top Speed [km/h] (Section)	66.6 (Overall)
Race State	Finished



Thomas Farms Rc Murray Bridge-
Professional-2025-05-14

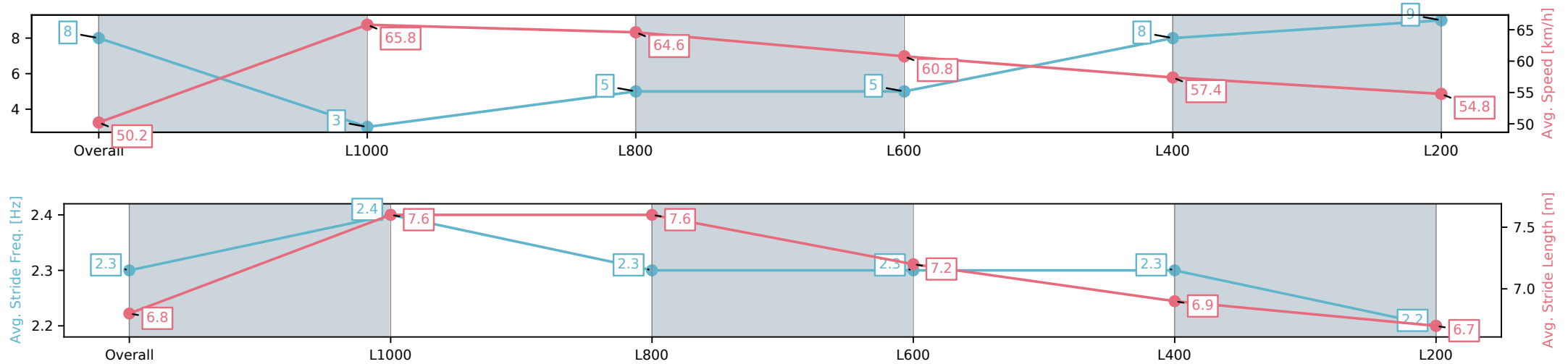
Race 3: Thomas Farms Maiden Plate - 1200m

14 May 2025 - 1:20PM

Track Rating: Good 4, Weather: Fine, Rail Position: +4m 1200m
Chute; +7m Remainder



Section	Overall	L1000	L800	L600	L400	L200
Section Times	1:14.48[8] (0:14.34)	1:00.14[3] (0:10.96)	0:49.18[5] (0:11.35)	0:37.83[5] (0:12.13)	0:25.70[8] (0:12.52)	0:13.18[9] (0:13.18)
Average Speed [km/h]	50.2	65.8	64.6	60.8	57.4	54.8
Top Speed [km/h]	66.2	66.6	66.6	62.8	59.5	56.2
Avg. Dist. to Rail [m]	1.7	0.5	5.4	5.8	9.4	9.4
Avg. Stride Freq. [Hz]	2.3	2.4	2.3	2.3	2.3	2.2
Avg. Stride Length [m]	6.8	7.6	7.6	7.2	6.9	6.7



[] Ranking at each section and finish
-:-:- No data available at this section
NA No data available

Horse/Jockey Name	QUEEN CALANTHE/Taylor Johnstone
Finish Rank	9
Fastest Section Time (Section)	0:10.95 (L1000)
Top Speed [km/h] (Section)	66.8 (L1000)
Race State	Finished



Thomas Farms Rc Murray Bridge-
Professional-2025-05-14

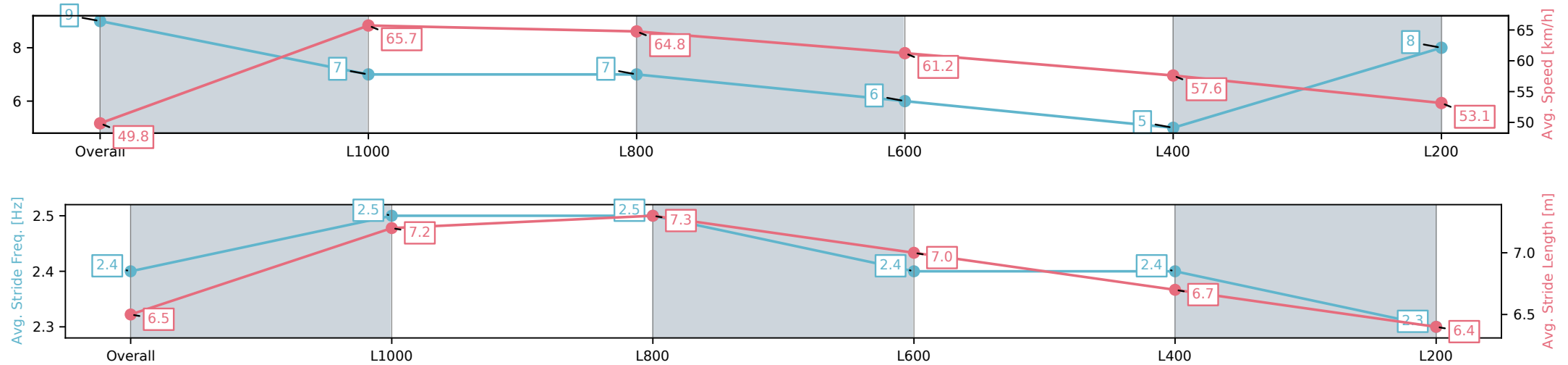
Race 3: Thomas Farms Maiden Plate - 1200m

14 May 2025 - 1:20PM

Track Rating: Good 4, Weather: Fine, Rail Position: +4m 1200m
Chute; +7m Remainder



Section	Overall	L1000	L800	L600	L400	L200
Section Times	1:14.62[9] (0:14.47)	1:00.15[7] (0:10.95)	0:49.20[7] (0:11.24)	0:37.96[6] (0:11.90)	0:26.06[5] (0:12.49)	0:13.57[8] (0:13.56)
Average Speed [km/h]	49.8	65.7	64.8	61.2	57.6	53.1
Top Speed [km/h]	65.6	66.5	66.8	63.1	60.0	55.3
Avg. Dist. to Rail [m]	0.7	1.4	3.4	3.2	5.1	4.4
Avg. Stride Freq. [Hz]	2.4	2.5	2.5	2.4	2.4	2.3
Avg. Stride Length [m]	6.5	7.2	7.3	7.0	6.7	6.4



[] Ranking at each section and finish
-:-:- No data available at this section
NA No data available

Horse/Jockey Name	NOT TO BE TRUSTED/Jacob Opperman
Finish Rank	10
Fastest Section Time (Section)	0:10.91 (L1000)
Top Speed [km/h] (Section)	67.5 (Overall)
Race State	Finished



Thomas Farms Rc Murray Bridge-
Professional-2025-05-14

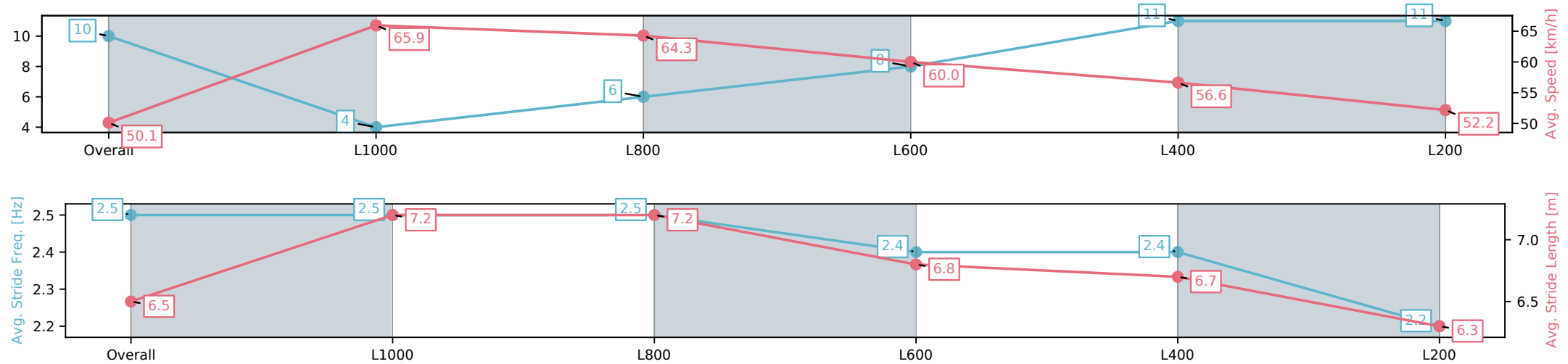
Race 3: Thomas Farms Maiden Plate - 1200m

14 May 2025 - 1:20PM

Track Rating: Good 4, Weather: Fine, Rail Position: +4m 1200m
Chute; +7m Remainder



Section	Overall	L1000	L800	L600	L400	L200
Section Times	1:15.56[10] (0:14.39)	1:01.17[4] (0:10.91)	0:50.26[6] (0:11.43)	0:38.83[8] (0:12.31)	0:26.52[11] (0:12.71)	0:13.81[11] (0:13.81)
Average Speed [km/h]	50.1	65.9	64.3	60.0	56.6	52.2
Top Speed [km/h]	67.1	67.5	66.5	62.2	58.9	54.7
Avg. Dist. to Rail [m]	2.8	1.4	5.6	6.5	9.7	9.2
Avg. Stride Freq. [Hz]	2.5	2.5	2.5	2.4	2.4	2.2
Avg. Stride Length [m]	6.5	7.2	7.2	6.8	6.7	6.3



[] Ranking at each section and finish
-:-:- No data available at this section
NA No data available

Horse/Jockey Name	MADSASTAR/Alan Lai
Finish Rank	11
Fastest Section Time (Section)	0:10.74 (L1000)
Top Speed [km/h] (Section)	69.1 (Overall)
Race State	Finished



Thomas Farms Rc Murray Bridge-
Professional-2025-05-14

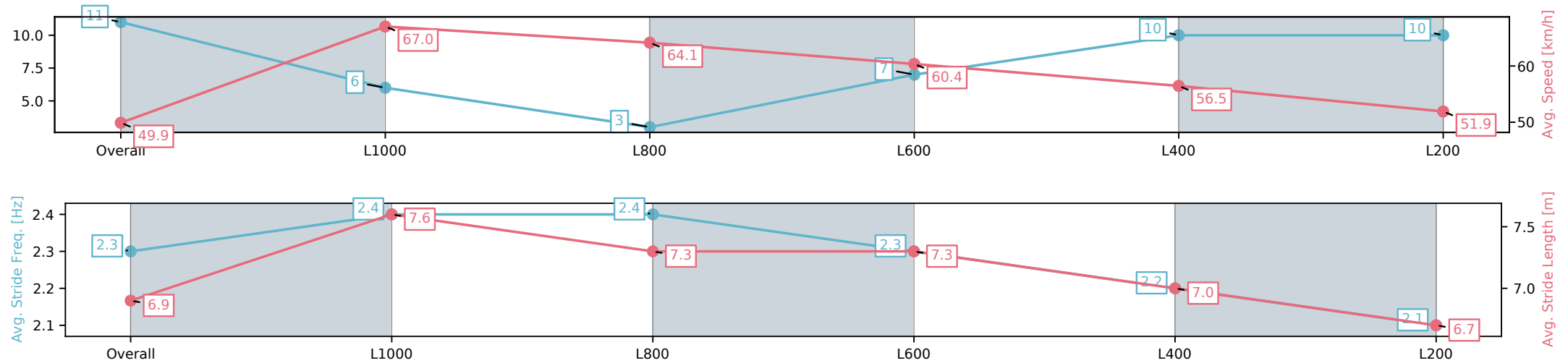
Race 3: Thomas Farms Maiden Plate - 1200m

14 May 2025 - 1:20PM

Track Rating: Good 4, Weather: Fine, Rail Position: +4m 1200m
Chute; +7m Remainder



Section	Overall	L1000	L800	L600	L400	L200
Section Times	1:15.57[11] (0:14.46)	1:01.11[6] (0:10.74)	0:50.37[3] (0:11.48)	0:38.89[7] (0:12.26)	0:26.63[10] (0:12.75)	0:13.88[10] (0:13.88)
Average Speed [km/h]	49.9	67.0	64.1	60.4	56.5	51.9
Top Speed [km/h]	69.1	67.9	66.2	61.8	59.9	54.1
Avg. Dist. to Rail [m]	4.9	2.9	6.6	6.9	11.3	12.2
Avg. Stride Freq. [Hz]	2.3	2.4	2.4	2.3	2.2	2.1
Avg. Stride Length [m]	6.9	7.6	7.3	7.3	7.0	6.7



[] Ranking at each section and finish
-:-:- No data available at this section
NA No data available