



Thomas Farms Rc Murray Bridge-Professional-2025-05-14

Race 2: Wild Bills Bridge Saloon \$99 Maiden Plate - 1200m

14 May 2025 - 12:45PM

Track Rating: Good 4, Weather: Fine, Rail Position: +4m 1200m Chute; +7m Remainder



Section Field Times							Overall	L1000	L800	L600	L400	L200		
							1:11.13 (0:14.20)	0:56.93 (0:10.94)	0:45.99 (0:11.28)	0:34.70 (0:11.60)	0:23.10 (0:11.18)	0:11.92 (0:11.92)		
Position	#	Horse/Jockey	Barrier	Top Speed [km/h]	Fastest Section	First 400m							Margin	Distance Travelled From Winner [m]
1	8	THE SPRINKLER	4	68.2	0:10.89	0:25.45	1:11.13	0:56.57 [5]	0:45.68 [4]	0:34.41 [3]	0:22.93 [3]	0:11.92 [1]	1:11.13	
		Jake Toeroek		1200-1000	1000-800		(0:14.56)	(0:10.89)	(0:11.27)	(0:11.48)	(0:11.01)	(0:11.92)		
2	5	MOUGENOT	3	66.6	0:11.05	0:25.24	1:11.24	0:57.05 [1]	0:46.00 [2]	0:34.73 [2]	0:23.21 [1]	0:11.98 [2]	0.68L	-4
		Jacob Opperman		1000-800	1000-800		(0:14.19)	(0:11.05)	(0:11.27)	(0:11.52)	(0:11.23)	(0:11.98)		
3	1	ALI FOREMAN	8	66.5	0:10.99	0:25.59	1:11.49	0:56.89 [6]	0:45.90 [6]	0:34.66 [6]	0:23.12 [6]	0:11.83 [3]	2.17L	+3
		Connor Murtagh		1200-1000	1000-800		(0:14.60)	(0:10.99)	(0:11.24)	(0:11.54)	(0:11.28)	(0:11.83)		
4	3	GARCON RENARD	10	68.1	0:11.12	0:25.98	1:11.84	0:56.98 [10]	0:45.86 [11]	0:34.63 [11]	0:23.06 [11]	0:11.87 [6]	4.29L	+4
		Lachlan Neindorf		1200-1000	1000-800		(0:14.86)	(0:11.12)	(0:11.23)	(0:11.56)	(0:11.19)	(0:11.87)		
5	11	SOMEWHERE SOON	5	65.6	0:10.94	0:25.61	1:12.38	0:57.71 [7]	0:46.77 [7]	0:35.45 [8]	0:23.89 [8]	0:12.21 [9]	7.6L	+0
		Taylor Johnstone		1200-1000	1000-800		(0:14.67)	(0:10.94)	(0:11.32)	(0:11.56)	(0:11.68)	(0:12.21)		
6	10	PRETTY MORSEL	1	65.7	0:11.10	0:25.42	1:12.43	0:58.11 [3]	0:47.01 [3]	0:35.68 [4]	0:24.25 [2]	0:12.57 [4]	7.91L	-2
		Jessica Tzaferis		1000-800	1000-800		(0:14.32)	(0:11.10)	(0:11.33)	(0:11.43)	(0:11.68)	(0:12.56)		
7	6	PAGANINI	6	67.1	0:10.89	0:25.83	1:12.51	0:57.57 [11]	0:46.68 [8]	0:35.62 [7]	0:24.11 [7]	0:12.44 [7]	8.37L	+0
		Alan Lai		1200-1000	1000-800		(0:14.94)	(0:10.89)	(0:11.06)	(0:11.51)	(0:11.67)	(0:12.44)		
8	7	SOCIAL STORM	7	66.1	0:11.00	0:25.52	1:12.53	0:58.01 [4]	0:47.01 [5]	0:35.76 [5]	0:24.26 [5]	0:12.65 [5]	8.48L	+0
		Ben Price		1000-800	1000-800		(0:14.52)	(0:11.00)	(0:11.25)	(0:11.50)	(0:11.61)	(0:12.65)		
9	4	LUNAR VISTA	11	65.7	0:11.16	0:25.86	1:12.74	0:58.04 [8]	0:46.88 [9]	0:35.62 [9]	0:24.12 [9]	0:12.60 [8]	9.78L	+2
		Stacey Metcalfe		1000-800	1000-800		(0:14.70)	(0:11.16)	(0:11.26)	(0:11.50)	(0:11.52)	(0:12.60)		
10	12	STELLA'S CHARM	9	66.1	0:11.17	0:25.95	1:12.82	0:58.04 [9]	0:46.87 [10]	0:35.61 [10]	0:24.04 [10]	0:12.53 [11]	10.27L	+0
		Zoe Lloyd		1200-1000	1000-800		(0:14.78)	(0:11.17)	(0:11.26)	(0:11.56)	(0:11.51)	(0:12.53)		

Scratched: Allroundgoodguy (#2)

Report Created: Wed 14 May 2025 13:38:15 GMT+10 (Note: Timing is based on positional data)

Page 1/13

[] Position in running at each section and finish
-:-:- No data available at this section
NA No data available
■ Background shading for fastest section

Saddle cloth number
DNF Did not finish
DNT Did not track

data processed by TRIPLESDATA



Thomas Farms Rc Murray Bridge-Professional-2025-05-14

Race 2: Wild Bills Bridge Saloon \$99 Maiden Plate - 1200m

14 May 2025 - 12:45PM

Track Rating: Good 4, Weather: Fine, Rail Position: +4m 1200m Chute; +7m Remainder



Section

Field Times

Overall	L1000	L800	L600	L400	L200
1:11.13	0:56.93	0:45.99	0:34.70	0:23.10	0:11.92
(0:14.20)	(0:10.94)	(0:11.28)	(0:11.60)	(0:11.18)	(0:11.92)

Position	#	Horse/Jockey	Barrier	Top Speed [km/h]	Fastest Section	First 400m							Margin	Distance Travelled From Winner [m]
11	9	LADY PARIAH	2	68.3	0:10.90	0:25.14	1:13.32	0:59.08 [2]	0:48.18 [1]	0:36.90 [1]	0:25.05 [4]	0:13.11 [10]	13.29L	-1
		Dylan Caboche		1200-1000	1000-800		(0:14.24)	(0:10.90)	(0:11.28)	(0:11.85)	(0:11.94)	(0:13.11)		

Scratched: Allroundgoodguy (#2)

- | | | | |
|---------|--|-----|---------------------|
| [] | Position in running at each section and finish | # | Saddle cloth number |
| -:--:-- | No data available at this section | DNF | Did not finish |
| NA | No data available | DNT | Did not track |
| ■ | Background shading for fastest section | | |

Horse/Jockey Name	THE SPRINKLER/Jake Toeroek
Finish Rank	1
Fastest Section Time (Section)	0:10.89 (L1000)
Top Speed [km/h] (Section)	68.2 (Overall)
Race State	Finished



Thomas Farms Rc Murray Bridge-
Professional-2025-05-14

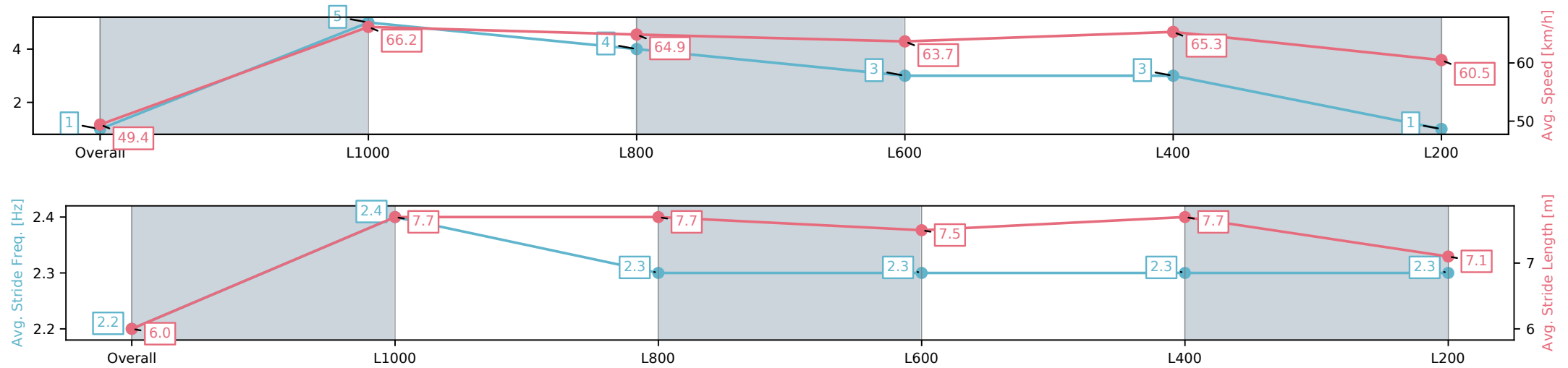
Race 2: Wild Bills Bridge Saloon \$99 Maiden Plate - 1200m

14 May 2025 - 12:45PM

Track Rating: Good 4, Weather: Fine, Rail Position: +4m 1200m
Chute; +7m Remainder



Section	Overall	L1000	L800	L600	L400	L200
Section Times	1:11.13[1] (0:14.56)	0:56.57[5] (0:10.89)	0:45.68[4] (0:11.27)	0:34.41[3] (0:11.48)	0:22.93[3] (0:11.01)	0:11.92[1] (0:11.92)
Average Speed [km/h]	49.4	66.2	64.9	63.7	65.3	60.5
Top Speed [km/h]	65.2	68.2	66.3	65.5	67.2	63.8
Avg. Dist. to Rail [m]	1.2	1.0	4.3	4.0	4.7	4.1
Avg. Stride Freq. [Hz]	2.2	2.4	2.3	2.3	2.3	2.3
Avg. Stride Length [m]	6.0	7.7	7.7	7.5	7.7	7.1



[] Ranking at each section and finish
-:-:- No data available at this section
NA No data available

Horse/Jockey Name	MOUGENOT/Jacob Opperman
Finish Rank	2
Fastest Section Time (Section)	0:11.05 (L1000)
Top Speed [km/h] (Section)	66.6 (L1000)
Race State	Finished



Thomas Farms Rc Murray Bridge-
Professional-2025-05-14

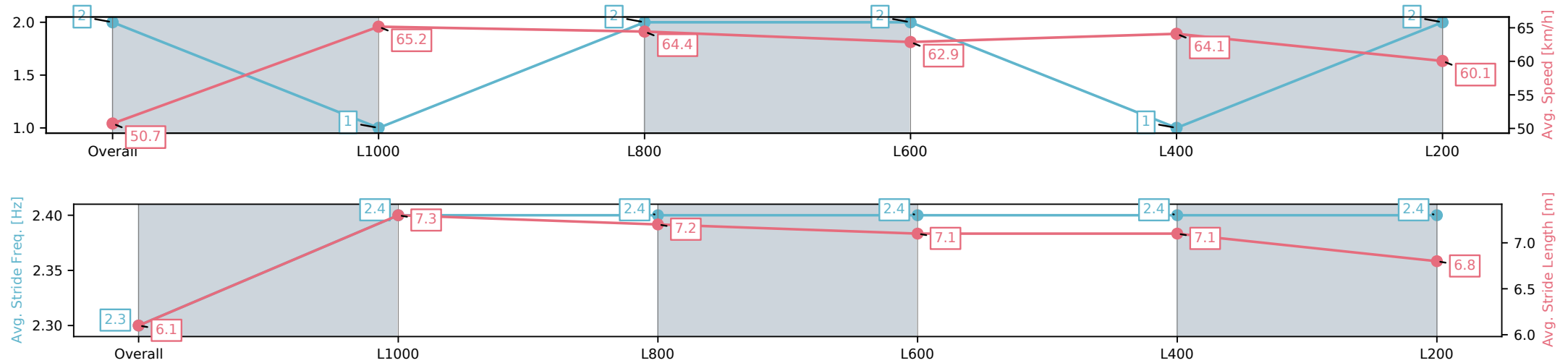
Race 2: Wild Bills Bridge Saloon \$99 Maiden Plate - 1200m

14 May 2025 - 12:45PM

Track Rating: Good 4, Weather: Fine, Rail Position: +4m 1200m
Chute; +7m Remainder



Section	Overall	L1000	L800	L600	L400	L200
Section Times	1:11.24[2] (0:14.19)	0:57.05[1] (0:11.05)	0:46.00[2] (0:11.27)	0:34.73[2] (0:11.52)	0:23.21[1] (0:11.23)	0:11.98[2] (0:11.98)
Average Speed [km/h]	50.7	65.2	64.4	62.9	64.1	60.1
Top Speed [km/h]	66.0	66.1	66.6	64.6	64.9	63.2
Avg. Dist. to Rail [m]	1.2	1.7	2.8	1.3	2.0	3.0
Avg. Stride Freq. [Hz]	2.3	2.4	2.4	2.4	2.4	2.4
Avg. Stride Length [m]	6.1	7.3	7.2	7.1	7.1	6.8



[] Ranking at each section and finish
-:-:- No data available at this section
NA No data available

Horse/Jockey Name	ALI FOREMAN/Connor Murtagh
Finish Rank	3
Fastest Section Time (Section)	0:10.99 (L1000)
Top Speed [km/h] (Section)	66.5 (Overall)
Race State	Finished



Thomas Farms Rc Murray Bridge-
Professional-2025-05-14

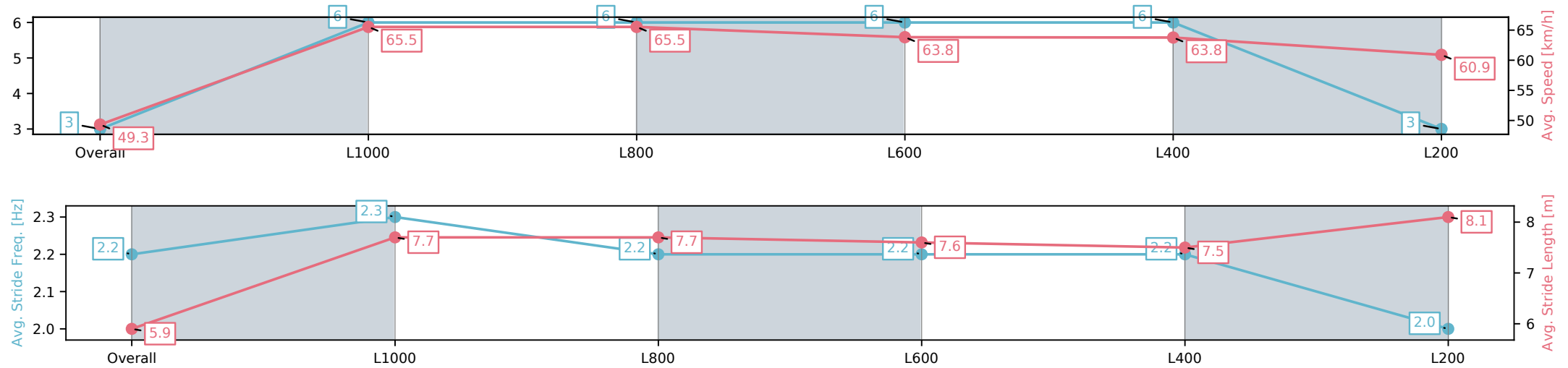
Race 2: Wild Bills Bridge Saloon \$99 Maiden Plate - 1200m

14 May 2025 - 12:45PM

Track Rating: Good 4, Weather: Fine, Rail Position: +4m 1200m
Chute; +7m Remainder



Section	Overall	L1000	L800	L600	L400	L200
Section Times	1:11.49[3] (0:14.60)	0:56.89[6] (0:10.99)	0:45.90[6] (0:11.24)	0:34.66[6] (0:11.54)	0:23.12[6] (0:11.28)	0:11.83[3] (0:11.83)
Average Speed [km/h]	49.3	65.5	65.5	63.8	63.8	60.9
Top Speed [km/h]	63.3	66.5	66.1	64.1	64.4	62.7
Avg. Dist. to Rail [m]	4.1	1.8	6.3	5.9	7.1	6.1
Avg. Stride Freq. [Hz]	2.2	2.3	2.2	2.2	2.2	2.0
Avg. Stride Length [m]	5.9	7.7	7.7	7.6	7.5	8.1



[] Ranking at each section and finish
-:-:- No data available at this section
NA No data available

Horse/Jockey Name	GARCON RENARD/Lachlan Neindorf
Finish Rank	4
Fastest Section Time (Section)	0:11.12 (L1000)
Top Speed [km/h] (Section)	68.1 (Overall)
Race State	Finished



Thomas Farms Rc Murray Bridge-
Professional-2025-05-14

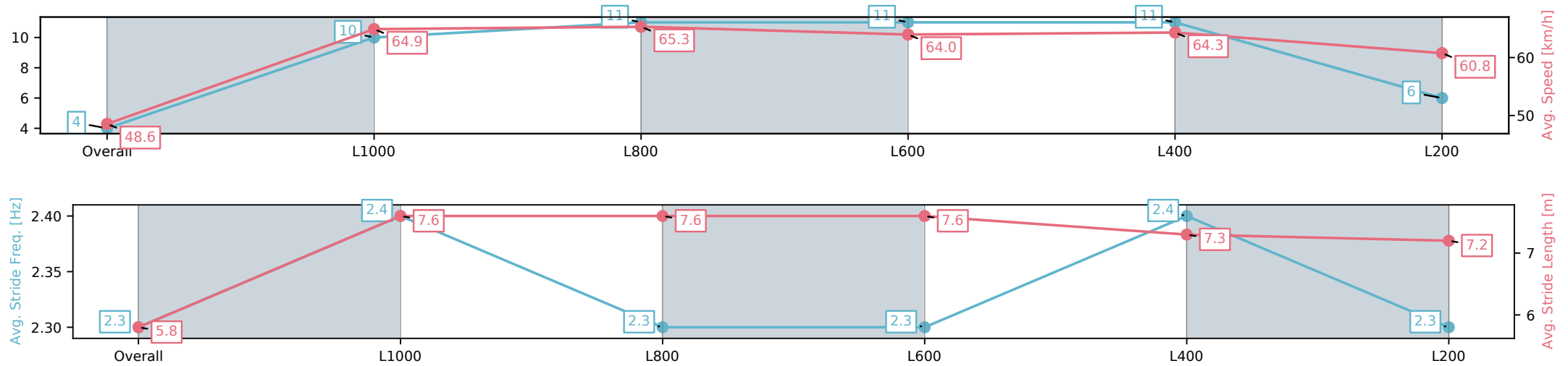
Race 2: Wild Bills Bridge Saloon \$99 Maiden Plate - 1200m

14 May 2025 - 12:45PM

Track Rating: Good 4, Weather: Fine, Rail Position: +4m 1200m
Chute; +7m Remainder



Section	Overall	L1000	L800	L600	L400	L200
Section Times	1:11.84[4] (0:14.86)	0:56.98[10] (0:11.12)	0:45.86[11] (0:11.23)	0:34.63[11] (0:11.56)	0:23.06[11] (0:11.19)	0:11.87[6] (0:11.87)
Average Speed [km/h]	48.6	64.9	65.3	64.0	64.3	60.8
Top Speed [km/h]	62.9	68.1	68.1	66.1	66.0	64.1
Avg. Dist. to Rail [m]	5.3	1.5	5.8	6.9	10.6	7.9
Avg. Stride Freq. [Hz]	2.3	2.4	2.3	2.3	2.4	2.3
Avg. Stride Length [m]	5.8	7.6	7.6	7.6	7.3	7.2



[] Ranking at each section and finish
-:-:- No data available at this section
NA No data available

Horse/Jockey Name	SOMEWHERE SOON/Taylor Johnstone
Finish Rank	5
Fastest Section Time (Section)	0:10.94 (L1000)
Top Speed [km/h] (Section)	65.6 (Overall)
Race State	Finished



Thomas Farms Rc Murray Bridge-
Professional-2025-05-14

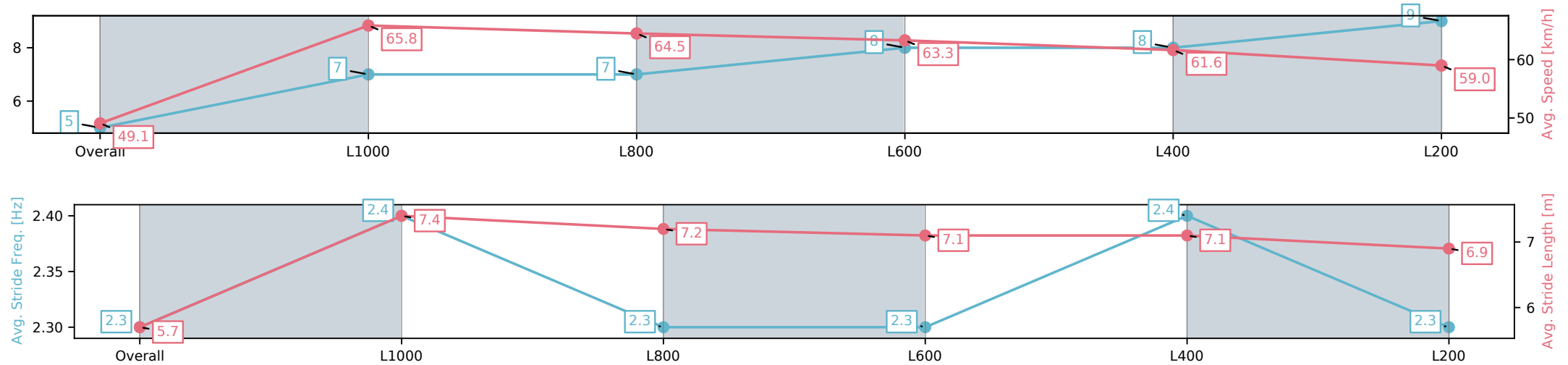
Race 2: Wild Bills Bridge Saloon \$99 Maiden Plate - 1200m

14 May 2025 - 12:45PM

Track Rating: Good 4, Weather: Fine, Rail Position: +4m 1200m
Chute; +7m Remainder



Section	Overall	L1000	L800	L600	L400	L200
Section Times	1:12.38[5] (0:14.67)	0:57.71[7] (0:10.94)	0:46.77[7] (0:11.32)	0:35.45[8] (0:11.56)	0:23.89[8] (0:11.68)	0:12.21[9] (0:12.21)
Average Speed [km/h]	49.1	65.8	64.5	63.3	61.6	59.0
Top Speed [km/h]	65.5	65.6	65.2	64.1	62.4	60.3
Avg. Dist. to Rail [m]	1.7	0.4	4.4	3.7	5.6	6.5
Avg. Stride Freq. [Hz]	2.3	2.4	2.3	2.3	2.4	2.3
Avg. Stride Length [m]	5.7	7.4	7.2	7.1	7.1	6.9



[] Ranking at each section and finish
-:-:- No data available at this section
NA No data available

Horse/Jockey Name	PRETTY MORSEL/Jessica Tzaferis
Finish Rank	6
Fastest Section Time (Section)	0:11.10 (L1000)
Top Speed [km/h] (Section)	65.7 (L1000)
Race State	Finished



Thomas Farms Rc Murray Bridge-
Professional-2025-05-14

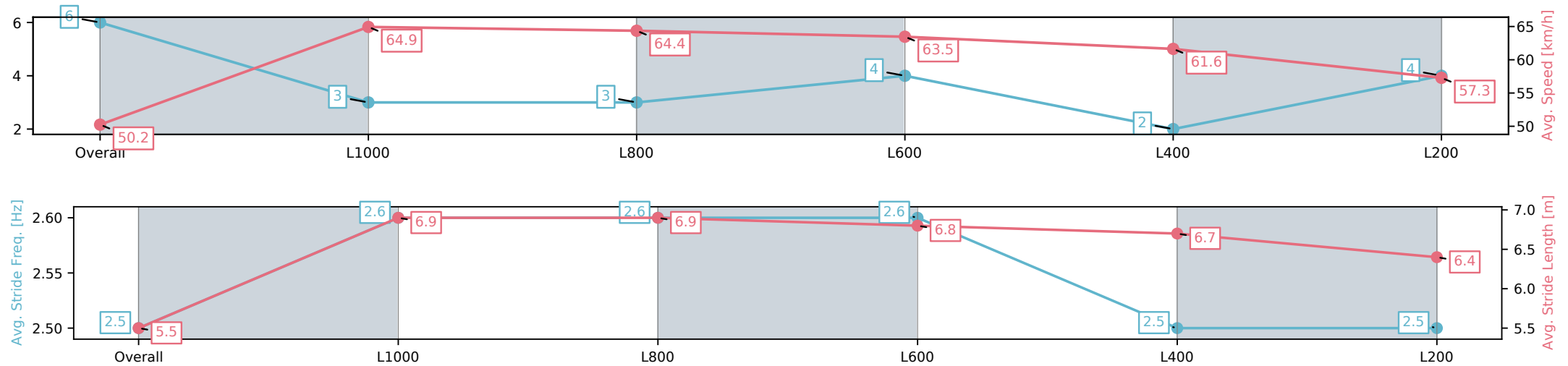
Race 2: Wild Bills Bridge Saloon \$99 Maiden Plate - 1200m

14 May 2025 - 12:45PM

Track Rating: Good 4, Weather: Fine, Rail Position: +4m 1200m
Chute; +7m Remainder



Section	Overall	L1000	L800	L600	L400	L200
Section Times	1:12.43[6] (0:14.32)	0:58.11[3] (0:11.10)	0:47.01[3] (0:11.33)	0:35.68[4] (0:11.43)	0:24.25[2] (0:11.68)	0:12.57[4] (0:12.56)
Average Speed [km/h]	50.2	64.9	64.4	63.5	61.6	57.3
Top Speed [km/h]	65.5	65.6	65.7	65.3	63.8	59.1
Avg. Dist. to Rail [m]	3.0	1.9	3.1	2.2	2.0	2.5
Avg. Stride Freq. [Hz]	2.5	2.6	2.6	2.6	2.5	2.5
Avg. Stride Length [m]	5.5	6.9	6.9	6.8	6.7	6.4



[] Ranking at each section and finish
-:-:- No data available at this section
NA No data available

Horse/Jockey Name	PAGANINI/Alan Lai
Finish Rank	7
Fastest Section Time (Section)	0:10.89 (L1000)
Top Speed [km/h] (Section)	67.1 (Overall)
Race State	Finished



Thomas Farms Rc Murray Bridge-
Professional-2025-05-14

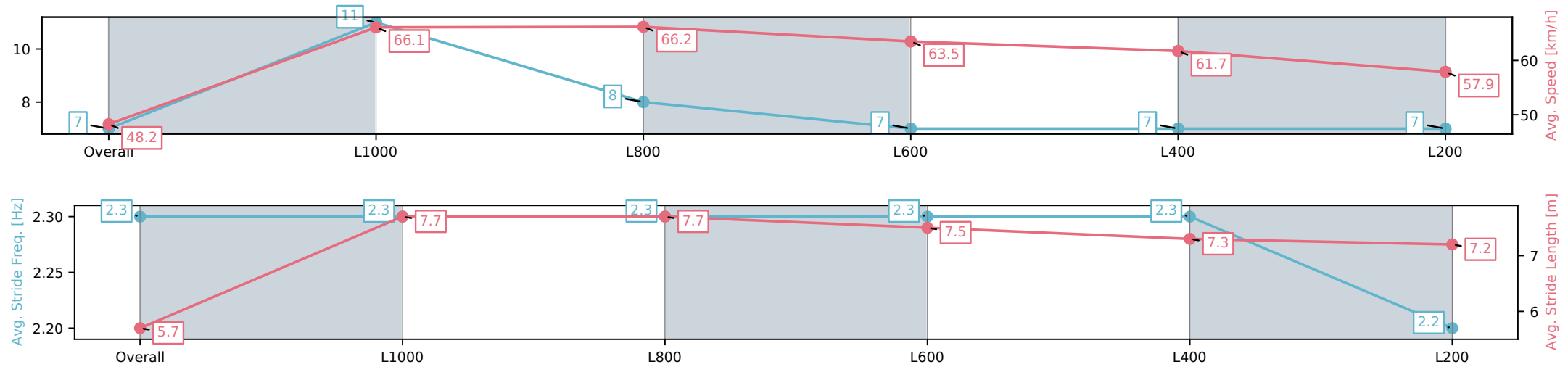
Race 2: Wild Bills Bridge Saloon \$99 Maiden Plate - 1200m

14 May 2025 - 12:45PM

Track Rating: Good 4, Weather: Fine, Rail Position: +4m 1200m
Chute; +7m Remainder



Section	Overall	L1000	L800	L600	L400	L200
Section Times	1:12.51[7] (0:14.94)	0:57.57[11] (0:10.89)	0:46.68[8] (0:11.06)	0:35.62[7] (0:11.51)	0:24.11[7] (0:11.67)	0:12.44[7] (0:12.44)
Average Speed [km/h]	48.2	66.1	66.2	63.5	61.7	57.9
Top Speed [km/h]	66.2	67.1	66.6	64.9	65.0	60.0
Avg. Dist. to Rail [m]	2.8	0.6	5.0	3.8	4.2	4.6
Avg. Stride Freq. [Hz]	2.3	2.3	2.3	2.3	2.3	2.2
Avg. Stride Length [m]	5.7	7.7	7.7	7.5	7.3	7.2



[] Ranking at each section and finish
-:-:- No data available at this section
NA No data available

Horse/Jockey Name	SOCIAL STORM/Ben Price
Finish Rank	8
Fastest Section Time (Section)	0:11.00 (L1000)
Top Speed [km/h] (Section)	66.1 (L1000)
Race State	Finished



Thomas Farms Rc Murray Bridge-
Professional-2025-05-14

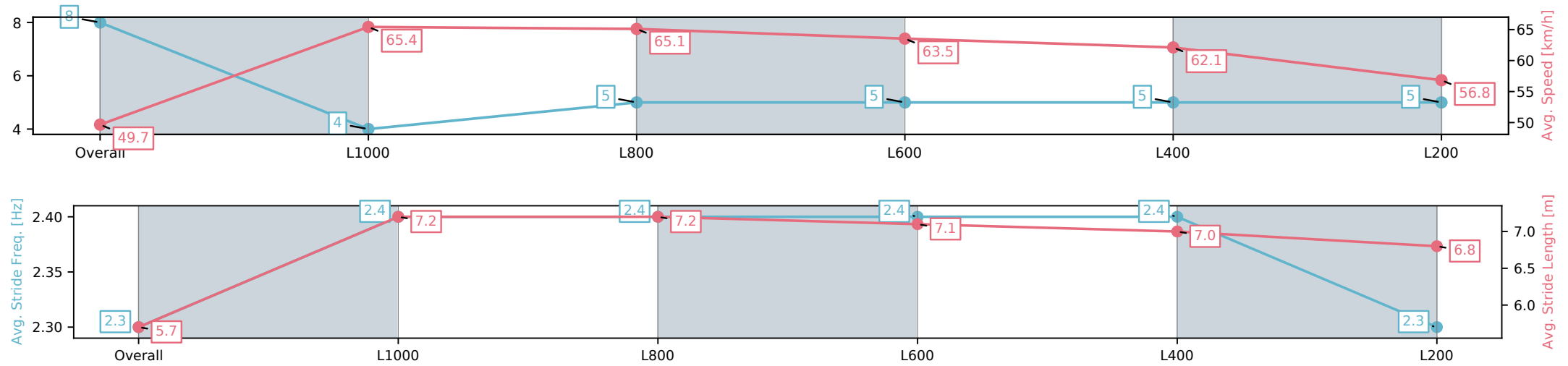
Race 2: Wild Bills Bridge Saloon \$99 Maiden Plate - 1200m

14 May 2025 - 12:45PM

Track Rating: Good 4, Weather: Fine, Rail Position: +4m 1200m
Chute; +7m Remainder



Section	Overall	L1000	L800	L600	L400	L200
Section Times	1:12.53[8] (0:14.52)	0:58.01[4] (0:11.00)	0:47.01[5] (0:11.25)	0:35.76[5] (0:11.50)	0:24.26[5] (0:11.61)	0:12.65[5] (0:12.65)
Average Speed [km/h]	49.7	65.4	65.1	63.5	62.1	56.8
Top Speed [km/h]	65.5	66.1	66.1	64.3	63.9	60.4
Avg. Dist. to Rail [m]	2.6	0.5	5.0	3.8	4.7	4.6
Avg. Stride Freq. [Hz]	2.3	2.4	2.4	2.4	2.4	2.3
Avg. Stride Length [m]	5.7	7.2	7.2	7.1	7.0	6.8



[] Ranking at each section and finish
-:-:- No data available at this section
NA No data available

Horse/Jockey Name	LUNAR VISTA/Stacey Metcalfe
Finish Rank	9
Fastest Section Time (Section)	0:11.16 (L1000)
Top Speed [km/h] (Section)	65.7 (L1000)
Race State	Finished



Thomas Farms Rc Murray Bridge-
Professional-2025-05-14

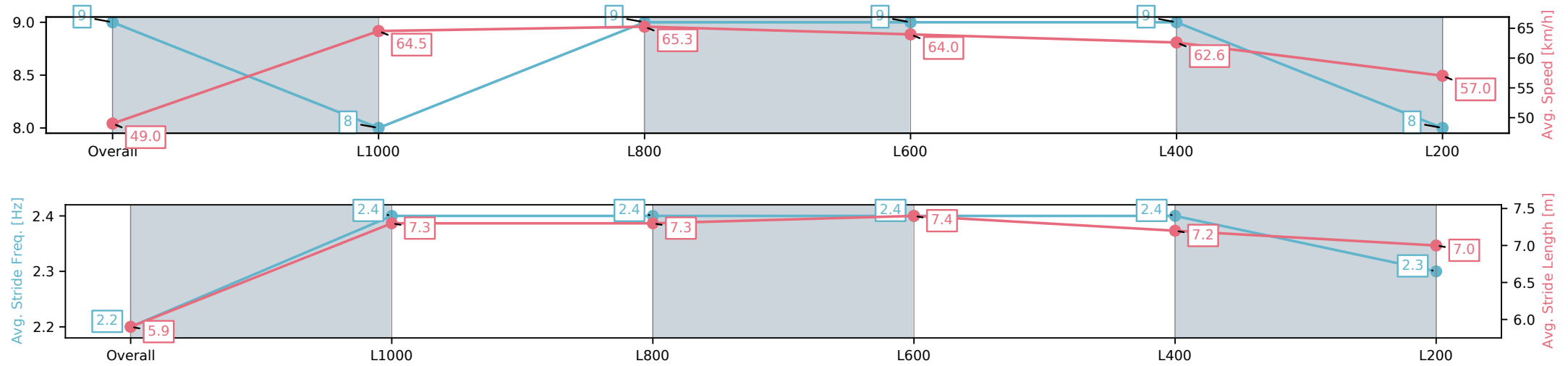
Race 2: Wild Bills Bridge Saloon \$99 Maiden Plate - 1200m

14 May 2025 - 12:45PM

Track Rating: Good 4, Weather: Fine, Rail Position: +4m 1200m
Chute; +7m Remainder



Section	Overall	L1000	L800	L600	L400	L200
Section Times	1:12.74[9] (0:14.70)	0:58.04[8] (0:11.16)	0:46.88[9] (0:11.26)	0:35.62[9] (0:11.50)	0:24.12[9] (0:11.52)	0:12.60[8] (0:12.60)
Average Speed [km/h]	49.0	64.5	65.3	64.0	62.6	57.0
Top Speed [km/h]	64.3	65.4	65.7	64.8	64.5	60.6
Avg. Dist. to Rail [m]	6.1	2.3	5.8	6.1	10.3	9.9
Avg. Stride Freq. [Hz]	2.2	2.4	2.4	2.4	2.4	2.3
Avg. Stride Length [m]	5.9	7.3	7.3	7.4	7.2	7.0



[] Ranking at each section and finish
-:-:- No data available at this section
NA No data available

Horse/Jockey Name	STELLA'S CHARM/Zoe Lloyd
Finish Rank	10
Fastest Section Time (Section)	0:11.17 (L1000)
Top Speed [km/h] (Section)	66.1 (Overall)
Race State	Finished



Thomas Farms Rc Murray Bridge-
Professional-2025-05-14

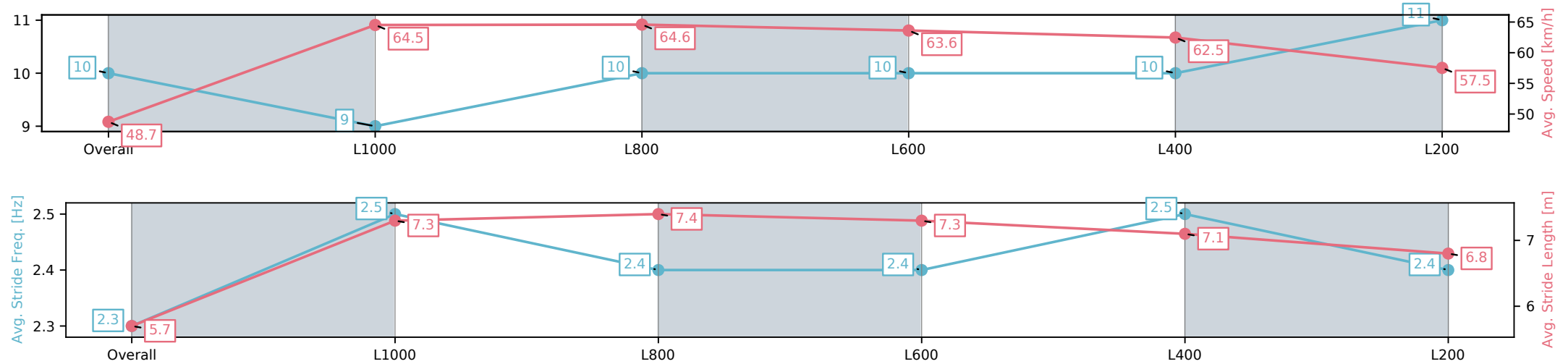
Race 2: Wild Bills Bridge Saloon \$99 Maiden Plate - 1200m

14 May 2025 - 12:45PM

Track Rating: Good 4, Weather: Fine, Rail Position: +4m 1200m
Chute; +7m Remainder



Section	Overall	L1000	L800	L600	L400	L200
Section Times	1:12.82[10] (0:14.78)	0:58.04[9] (0:11.17)	0:46.87[10] (0:11.26)	0:35.61[10] (0:11.56)	0:24.04[10] (0:11.51)	0:12.53[11] (0:12.53)
Average Speed [km/h]	48.7	64.5	64.6	63.6	62.5	57.5
Top Speed [km/h]	65.6	66.1	65.1	64.4	64.2	60.7
Avg. Dist. to Rail [m]	4.0	1.1	3.0	5.4	9.0	8.8
Avg. Stride Freq. [Hz]	2.3	2.5	2.4	2.4	2.5	2.4
Avg. Stride Length [m]	5.7	7.3	7.4	7.3	7.1	6.8



[] Ranking at each section and finish
-:-:- No data available at this section
NA No data available

Horse/Jockey Name	LADY PARIAH/Dylan Caboche
Finish Rank	11
Fastest Section Time (Section)	0:10.90 (L1000)
Top Speed [km/h] (Section)	68.3 (Overall)
Race State	Finished



Thomas Farms Rc Murray Bridge-
Professional-2025-05-14

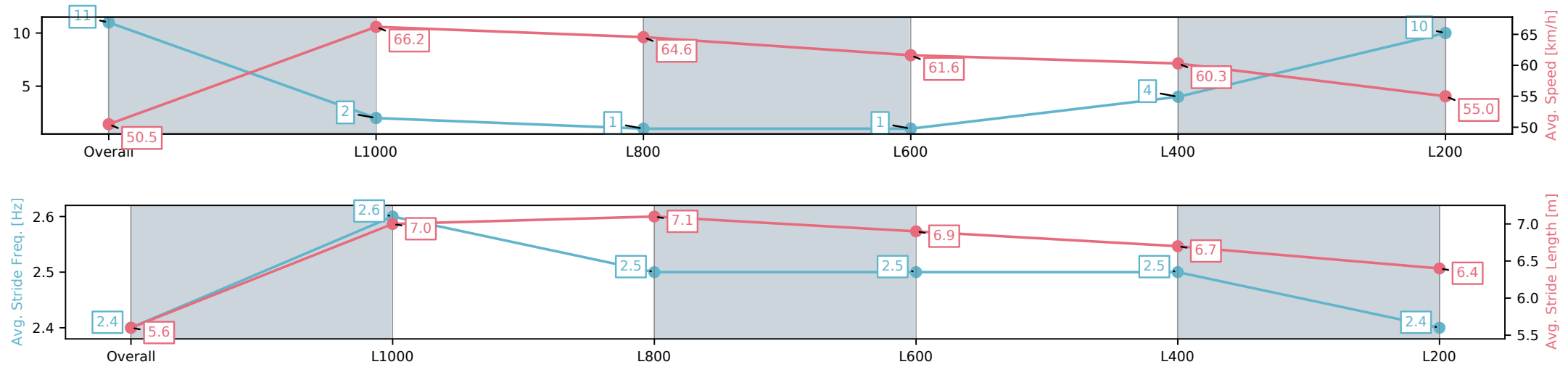
Race 2: Wild Bills Bridge Saloon \$99 Maiden Plate - 1200m

14 May 2025 - 12:45PM

Track Rating: Good 4, Weather: Fine, Rail Position: +4m 1200m
Chute; +7m Remainder



Section	Overall	L1000	L800	L600	L400	L200
Section Times	1:13.32[11] (0:14.24)	0:59.08[2] (0:10.90)	0:48.18[1] (0:11.28)	0:36.90[1] (0:11.85)	0:25.05[4] (0:11.94)	0:13.11[10] (0:13.11)
Average Speed [km/h]	50.5	66.2	64.6	61.6	60.3	55.0
Top Speed [km/h]	66.1	68.3	65.6	63.0	61.9	57.7
Avg. Dist. to Rail [m]	1.7	1.0	3.6	3.7	4.7	4.7
Avg. Stride Freq. [Hz]	2.4	2.6	2.5	2.5	2.5	2.4
Avg. Stride Length [m]	5.6	7.0	7.1	6.9	6.7	6.4



[] Ranking at each section and finish
-:-:- No data available at this section
NA No data available