



Thomas Farms Rc Murray Bridge-Professional-2025-05-14

Race 1: Carlton Draught Maiden Plate - 1200m

14 May 2025 - 12:10PM

Track Rating: Good 4, Weather: Fine, Rail Position: +4m 1200m Chute; +7m Remainder



Section Field Times							Overall	L1000	L800	L600	L400	L200		
							1:11.99 (0:14.40)	0:57.59 (0:10.94)	0:46.65 (0:11.21)	0:35.44 (0:11.38)	0:24.06 (0:11.79)	0:12.27 (0:12.27)		
Position	#	Horse/Jockey	Barrier	Top Speed [km/h]	Fastest Section	First 400m							Margin	Distance Travelled From Winner [m]
1	10	KERSEE	10	66.0	0:11.06	0:25.63	1:11.99	0:57.42 [4]	0:46.36 [5]	0:34.99 [6]	0:23.55 [6]	0:12.23 [2]	1:11.99	
		Jake Toeroek		1200-1000	1000-800		(0:14.56)	(0:11.06)	(0:11.37)	(0:11.44)	(0:11.32)	(0:12.23)		
2	4	MAGIC MARINER	6	66.1	0:11.03	0:25.73	1:12.21	0:57.51 [5]	0:46.48 [7]	0:35.18 [8]	0:23.65 [7]	0:12.13 [4]	1.3L	+1
		Taylor Johnstone		1200-1000	1000-800		(0:14.70)	(0:11.03)	(0:11.30)	(0:11.53)	(0:11.52)	(0:12.13)		
3	3	I AM RALPH	2	65.7	0:11.05	0:25.80	1:12.34	0:57.59 [8]	0:46.54 [8]	0:35.32 [7]	0:23.73 [8]	0:12.02 [7]	2.05L	-2
		Connor Murtagh		1200-1000	1000-800		(0:14.75)	(0:11.05)	(0:11.22)	(0:11.59)	(0:11.71)	(0:12.02)		
4	11	ORIENTAL DANE	7	65.1	0:11.12	0:25.85	1:12.48	0:57.75 [7]	0:46.63 [9]	0:35.41 [9]	0:23.83 [9]	0:12.09 [9]	2.88L	-2
		Jessica Tzaferis		1000-800	1000-800		(0:14.73)	(0:11.12)	(0:11.22)	(0:11.57)	(0:11.74)	(0:12.09)		
5	5	MOUSSAKA	1	65.6	0:11.02	0:25.49	1:12.54	0:58.07 [2]	0:47.05 [3]	0:35.69 [5]	0:24.10 [5]	0:12.44 [5]	3.25L	-5
		Justin Potter		1200-1000	1000-800		(0:14.47)	(0:11.02)	(0:11.36)	(0:11.59)	(0:11.66)	(0:12.44)		
6	9	DARLINC	9	66.6	0:10.94	0:25.34	1:12.54	0:58.14 [1]	0:47.20 [1]	0:35.99 [1]	0:24.61 [1]	0:12.82 [1]	3.27L	-1
		Monika Wolanin		1200-1000	1000-800		(0:14.40)	(0:10.94)	(0:11.21)	(0:11.38)	(0:11.79)	(0:12.82)		
7	7	VILLA MARIA	3	67.4	0:10.89	0:25.61	1:12.54	0:57.82 [6]	0:46.93 [4]	0:35.75 [3]	0:24.22 [3]	0:12.47 [3]	3.28L	-3
		Ben Price		1200-1000	1000-800		(0:14.72)	(0:10.89)	(0:11.18)	(0:11.53)	(0:11.75)	(0:12.47)		
8	8	ALABAMA BELLE	5	65.3	0:10.92	0:25.68	1:12.78	0:58.02 [9]	0:47.10 [6]	0:35.97 [4]	0:24.47 [2]	0:12.62 [6]	4.64L	+0
		Matthew Chadwick		1200-1000	1000-800		(0:14.76)	(0:10.92)	(0:11.13)	(0:11.50)	(0:11.85)	(0:12.62)		
9	6	SIR AALI	8	66.8	0:11.06	0:25.85	1:13.41	0:58.62 [10]	0:47.56 [10]	0:36.07 [10]	0:24.49 [10]	0:12.60 [10]	8.36L	+2
		Emily Finnegan		1200-1000	1000-800		(0:14.79)	(0:11.06)	(0:11.49)	(0:11.57)	(0:11.89)	(0:12.60)		
10	1	ALL KYOTO	4	66.4	0:10.98	0:25.46	1:13.42	0:58.94 [3]	0:47.96 [2]	0:36.69 [2]	0:25.07 [4]	0:13.05 [8]	8.41L	+1
		Polly Brewster		1200-1000	1000-800		(0:14.48)	(0:10.98)	(0:11.27)	(0:11.62)	(0:12.02)	(0:13.05)		

Scratched: Embellisher (#2)

Report Created: Wed 14 May 2025 12:57:12 GMT+10 (Note: Timing is based on positional data)

Page 1/11

[] Position in running at each section and finish
-:-:- No data available at this section
NA No data available
█ Background shading for fastest section

Saddle cloth number
DNF Did not finish
DNT Did not track

Horse/Jockey Name	KERSEE/Jake Toeroek
Finish Rank	1
Fastest Section Time (Section)	0:11.06 (L1000)
Top Speed [km/h] (Section)	66.0 (Overall)
Race State	Finished



Thomas Farms Rc Murray Bridge-
Professional-2025-05-14

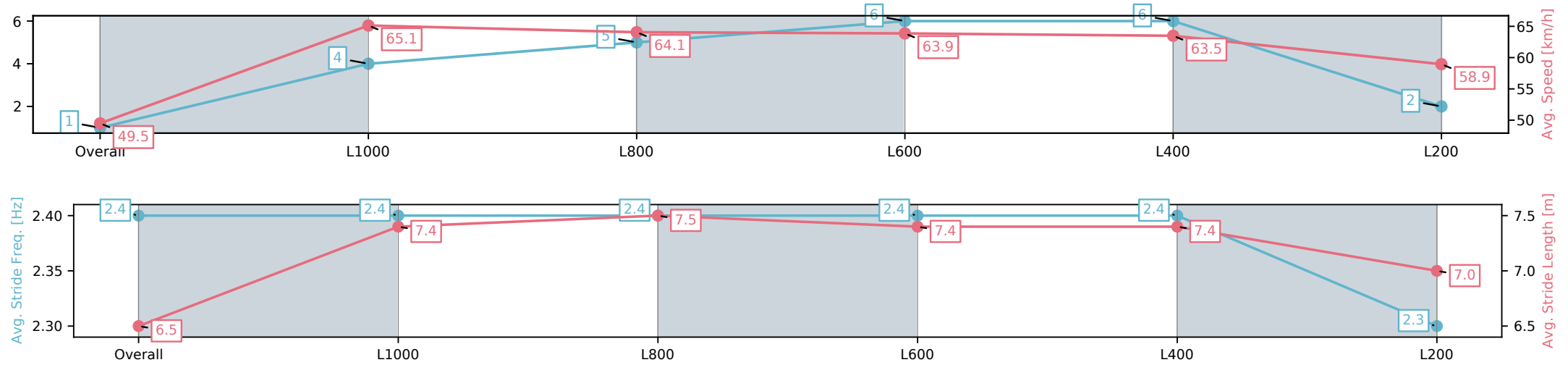
Race 1: Carlton Draught Maiden Plate - 1200m

14 May 2025 - 12:10PM

Track Rating: Good 4, Weather: Fine, Rail Position: +4m 1200m
Chute; +7m Remainder



Section	Overall	L1000	L800	L600	L400	L200
Section Times	1:11.99[1] (0:14.56)	0:57.42[4] (0:11.06)	0:46.36[5] (0:11.37)	0:34.99[6] (0:11.44)	0:23.55[6] (0:11.32)	0:12.23[2] (0:12.23)
Average Speed [km/h]	49.5	65.1	64.1	63.9	63.5	58.9
Top Speed [km/h]	64.8	66.0	65.9	65.7	65.2	61.8
Avg. Dist. to Rail [m]	3.9	1.1	3.7	3.6	5.4	4.9
Avg. Stride Freq. [Hz]	2.4	2.4	2.4	2.4	2.4	2.3
Avg. Stride Length [m]	6.5	7.4	7.5	7.4	7.4	7.0



[] Ranking at each section and finish
-:-:- No data available at this section
NA No data available

Horse/Jockey Name	MAGIC MARINER/Taylor Johnstone
Finish Rank	2
Fastest Section Time (Section)	0:11.03 (L1000)
Top Speed [km/h] (Section)	66.1 (Overall)
Race State	Finished



Thomas Farms Rc Murray Bridge-
Professional-2025-05-14

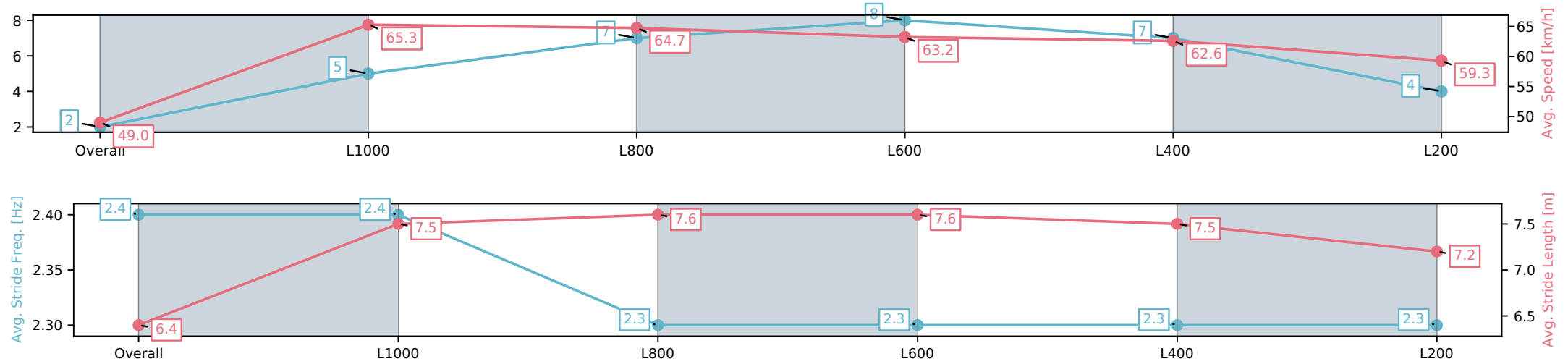
Race 1: Carlton Draught Maiden Plate - 1200m

14 May 2025 - 12:10PM

Track Rating: Good 4, Weather: Fine, Rail Position: +4m 1200m
Chute; +7m Remainder



Section	Overall	L1000	L800	L600	L400	L200
Section Times	1:12.21[2] (0:14.70)	0:57.51[5] (0:11.03)	0:46.48[7] (0:11.30)	0:35.18[8] (0:11.53)	0:23.65[7] (0:11.52)	0:12.13[4] (0:12.13)
Average Speed [km/h]	49.0	65.3	64.7	63.2	62.6	59.3
Top Speed [km/h]	64.7	66.1	65.4	64.1	63.6	61.7
Avg. Dist. to Rail [m]	1.2	0.6	4.4	3.6	7.5	9.5
Avg. Stride Freq. [Hz]	2.4	2.4	2.3	2.3	2.3	2.3
Avg. Stride Length [m]	6.4	7.5	7.6	7.6	7.5	7.2



[] Ranking at each section and finish
-:-:- No data available at this section
NA No data available

Horse/Jockey Name	I AM RALPH/Connor Murtagh
Finish Rank	3
Fastest Section Time (Section)	0:11.05 (L1000)
Top Speed [km/h] (Section)	65.7 (Overall)
Race State	Finished



Thomas Farms Rc Murray Bridge-
Professional-2025-05-14

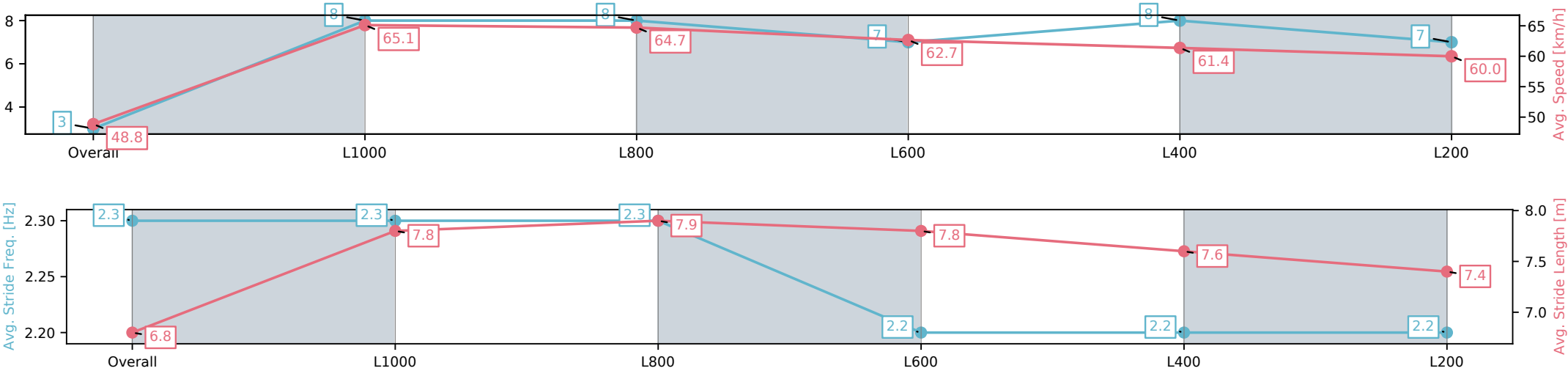
Race 1: Carlton Draught Maiden Plate - 1200m

14 May 2025 - 12:10PM

Track Rating: Good 4, Weather: Fine, Rail Position: +4m 1200m
Chute; +7m Remainder



Section	Overall	L1000	L800	L600	L400	L200
Section Times	1:12.34[3] (0:14.75)	0:57.59[8] (0:11.05)	0:46.54[8] (0:11.22)	0:35.32[7] (0:11.59)	0:23.73[8] (0:11.71)	0:12.02[7] (0:12.02)
Average Speed [km/h]	48.8	65.1	64.7	62.7	61.4	60.0
Top Speed [km/h]	64.3	65.7	65.3	63.4	63.1	62.1
Avg. Dist. to Rail [m]	1.3	1.2	2.9	2.0	5.0	8.2
Avg. Stride Freq. [Hz]	2.3	2.3	2.3	2.2	2.2	2.2
Avg. Stride Length [m]	6.8	7.8	7.9	7.8	7.6	7.4



[] Ranking at each section and finish
-:-:- No data available at this section
NA No data available

Horse/Jockey Name	ORIENTAL DANE/Jessica Tzaferis
Finish Rank	4
Fastest Section Time (Section)	0:11.12 (L1000)
Top Speed [km/h] (Section)	65.1 (L1000)
Race State	Finished



Thomas Farms Rc Murray Bridge-
Professional-2025-05-14

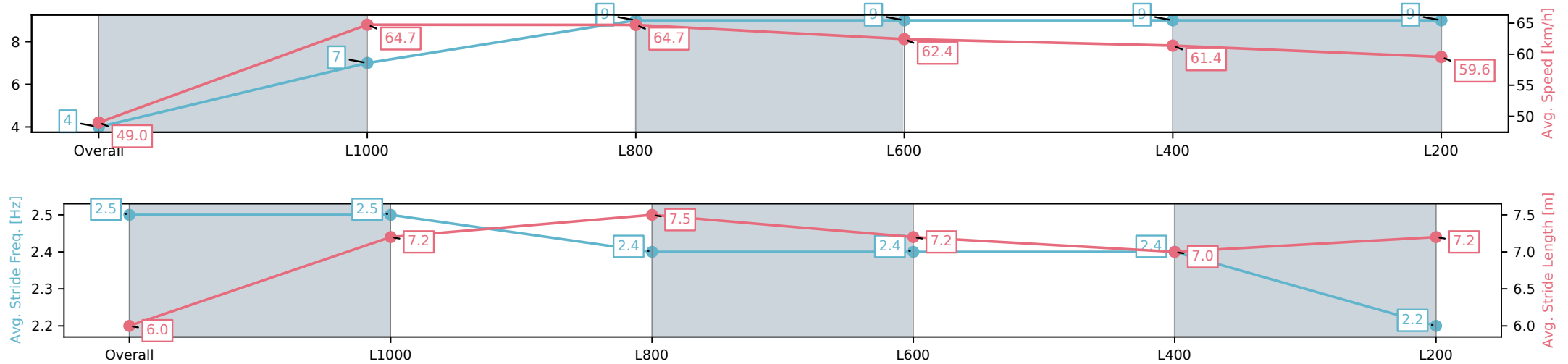
Race 1: Carlton Draught Maiden Plate - 1200m

14 May 2025 - 12:10PM

Track Rating: Good 4, Weather: Fine, Rail Position: +4m 1200m
Chute; +7m Remainder



Section	Overall	L1000	L800	L600	L400	L200
Section Times	1:12.48[4] (0:14.73)	0:57.75[7] (0:11.12)	0:46.63[9] (0:11.22)	0:35.41[9] (0:11.57)	0:23.83[9] (0:11.74)	0:12.09[9] (0:12.09)
Average Speed [km/h]	49.0	64.7	64.7	62.4	61.4	59.6
Top Speed [km/h]	64.7	65.0	65.1	63.2	62.9	61.8
Avg. Dist. to Rail [m]	1.9	0.8	2.9	1.7	7.0	10.3
Avg. Stride Freq. [Hz]	2.5	2.5	2.4	2.4	2.4	2.2
Avg. Stride Length [m]	6.0	7.2	7.5	7.2	7.0	7.2



[] Ranking at each section and finish
-:-:- No data available at this section
NA No data available

Horse/Jockey Name	MOUSSAKA/Justin Potter
Finish Rank	5
Fastest Section Time (Section)	0:11.02 (L1000)
Top Speed [km/h] (Section)	65.6 (Overall)
Race State	Finished



Thomas Farms Rc Murray Bridge-
Professional-2025-05-14

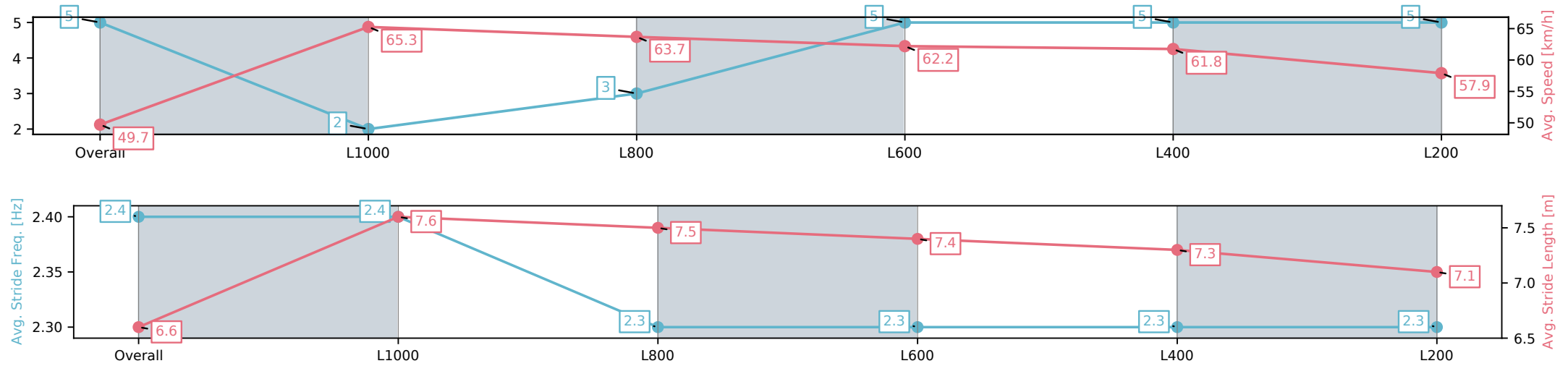
Race 1: Carlton Draught Maiden Plate - 1200m

14 May 2025 - 12:10PM

Track Rating: Good 4, Weather: Fine, Rail Position: +4m 1200m
Chute; +7m Remainder



Section	Overall	L1000	L800	L600	L400	L200
Section Times	1:12.54[5] (0:14.47)	0:58.07[2] (0:11.02)	0:47.05[3] (0:11.36)	0:35.69[5] (0:11.59)	0:24.10[5] (0:11.66)	0:12.44[5] (0:12.44)
Average Speed [km/h]	49.7	65.3	63.7	62.2	61.8	57.9
Top Speed [km/h]	65.0	65.6	65.4	63.1	63.1	60.1
Avg. Dist. to Rail [m]	2.5	2.3	1.6	0.7	2.0	2.9
Avg. Stride Freq. [Hz]	2.4	2.4	2.3	2.3	2.3	2.3
Avg. Stride Length [m]	6.6	7.6	7.5	7.4	7.3	7.1



[] Ranking at each section and finish
-:-:- No data available at this section
NA No data available

Horse/Jockey Name	DARLINC/Monika Wolanin
Finish Rank	6
Fastest Section Time (Section)	0:10.94 (L1000)
Top Speed [km/h] (Section)	66.6 (Overall)
Race State	Finished



Thomas Farms Rc Murray Bridge-
Professional-2025-05-14

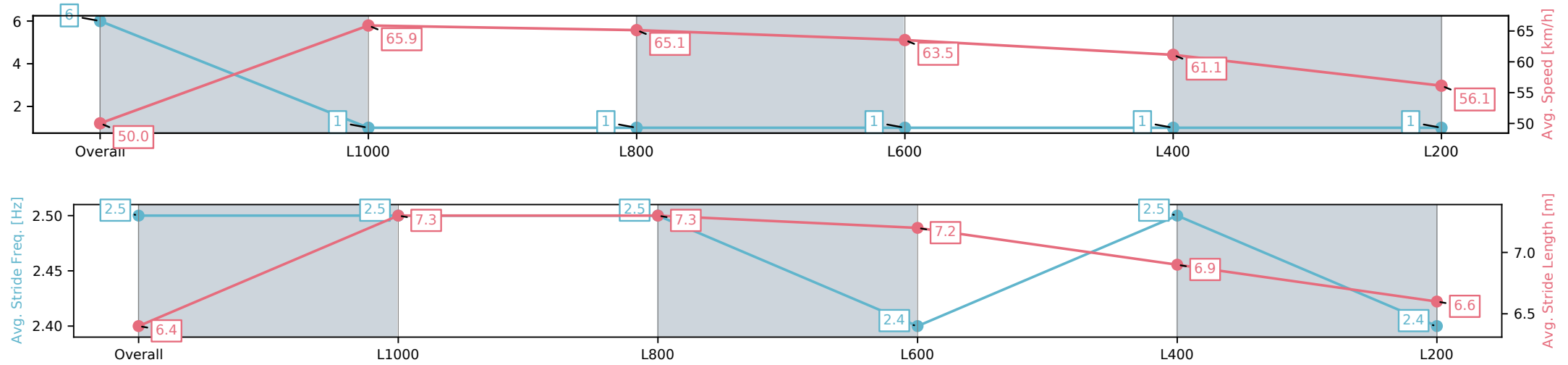
Race 1: Carlton Draught Maiden Plate - 1200m

14 May 2025 - 12:10PM

Track Rating: Good 4, Weather: Fine, Rail Position: +4m 1200m
Chute; +7m Remainder



Section	Overall	L1000	L800	L600	L400	L200
Section Times	1:12.54[6] (0:14.40)	0:58.14[1] (0:10.94)	0:47.20[1] (0:11.21)	0:35.99[1] (0:11.38)	0:24.61[1] (0:11.79)	0:12.82[1] (0:12.82)
Average Speed [km/h]	50.0	65.9	65.1	63.5	61.1	56.1
Top Speed [km/h]	65.1	66.6	66.0	64.1	62.7	59.2
Avg. Dist. to Rail [m]	4.1	2.2	4.6	1.5	3.8	3.8
Avg. Stride Freq. [Hz]	2.5	2.5	2.5	2.4	2.5	2.4
Avg. Stride Length [m]	6.4	7.3	7.3	7.2	6.9	6.6



[] Ranking at each section and finish
-:-:- No data available at this section
NA No data available

Horse/Jockey Name	VILLA MARIA/Ben Price
Finish Rank	7
Fastest Section Time (Section)	0:10.89 (L1000)
Top Speed [km/h] (Section)	67.4 (Overall)
Race State	Finished



Thomas Farms Rc Murray Bridge-
Professional-2025-05-14

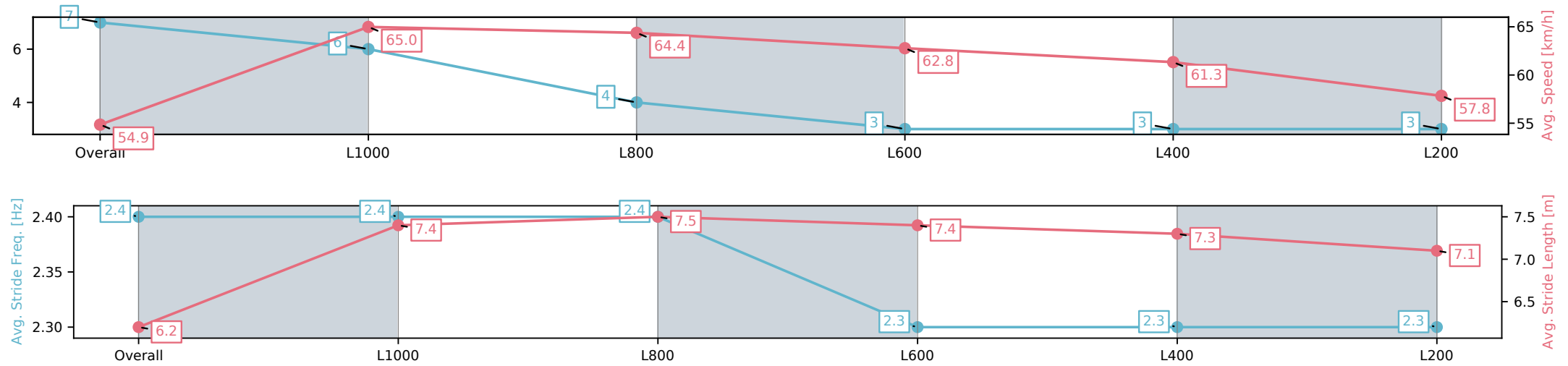
Race 1: Carlton Draught Maiden Plate - 1200m

14 May 2025 - 12:10PM

Track Rating: Good 4, Weather: Fine, Rail Position: +4m 1200m
Chute; +7m Remainder



Section	Overall	L1000	L800	L600	L400	L200
Section Times	1:12.54[7] (0:14.72)	0:57.82[6] (0:10.89)	0:46.93[4] (0:11.18)	0:35.75[3] (0:11.53)	0:24.22[3] (0:11.75)	0:12.47[3] (0:12.47)
Average Speed [km/h]	54.9	65.0	64.4	62.8	61.3	57.8
Top Speed [km/h]	66.7	67.4	66.7	64.7	63.3	61.4
Avg. Dist. to Rail [m]	4.3	3.5	1.3	1.3	3.7	4.5
Avg. Stride Freq. [Hz]	2.4	2.4	2.4	2.3	2.3	2.3
Avg. Stride Length [m]	6.2	7.4	7.5	7.4	7.3	7.1



- [] Ranking at each section and finish
- :-:- No data available at this section
- NA No data available

Horse/Jockey Name	ALABAMA BELLE/Matthew Chadwick
Finish Rank	8
Fastest Section Time (Section)	0:10.92 (L1000)
Top Speed [km/h] (Section)	65.3 (Overall)
Race State	Finished



Thomas Farms Rc Murray Bridge-
Professional-2025-05-14

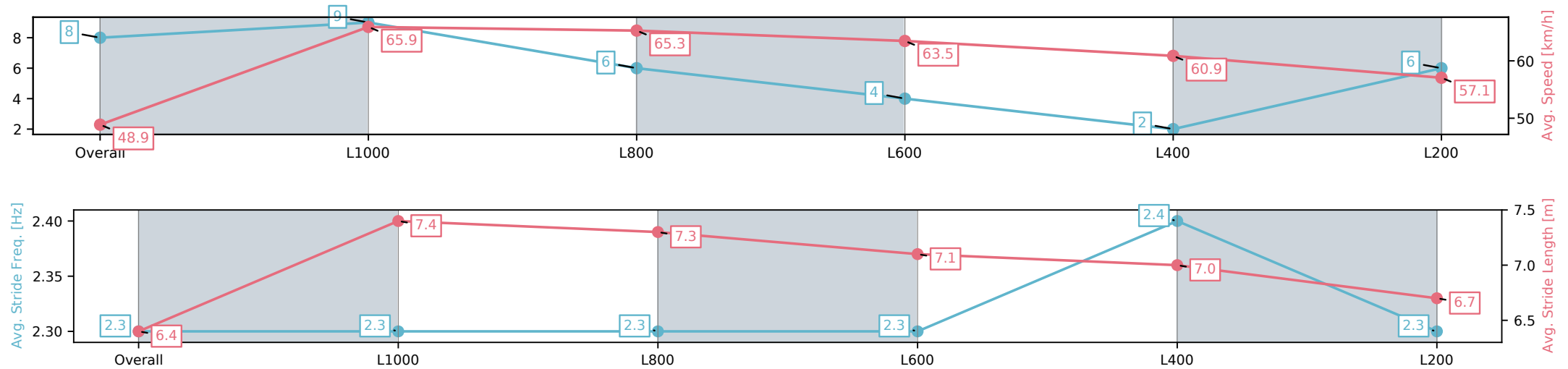
Race 1: Carlton Draught Maiden Plate - 1200m

14 May 2025 - 12:10PM

Track Rating: Good 4, Weather: Fine, Rail Position: +4m 1200m
Chute; +7m Remainder



Section	Overall	L1000	L800	L600	L400	L200
Section Times	1:12.78[8] (0:14.76)	0:58.02[9] (0:10.92)	0:47.10[6] (0:11.13)	0:35.97[4] (0:11.50)	0:24.47[2] (0:11.85)	0:12.62[6] (0:12.62)
Average Speed [km/h]	48.9	65.9	65.3	63.5	60.9	57.1
Top Speed [km/h]	65.0	65.3	65.2	64.0	61.9	59.5
Avg. Dist. to Rail [m]	1.3	0.5	3.2	3.4	9.8	15.7
Avg. Stride Freq. [Hz]	2.3	2.3	2.3	2.3	2.4	2.3
Avg. Stride Length [m]	6.4	7.4	7.3	7.1	7.0	6.7



[] Ranking at each section and finish
-:-:- No data available at this section
NA No data available

Horse/Jockey Name	SIR AALI/Emily Finnegan
Finish Rank	9
Fastest Section Time (Section)	0:11.06 (L1000)
Top Speed [km/h] (Section)	66.8 (Overall)
Race State	Finished



Thomas Farms Rc Murray Bridge-
Professional-2025-05-14

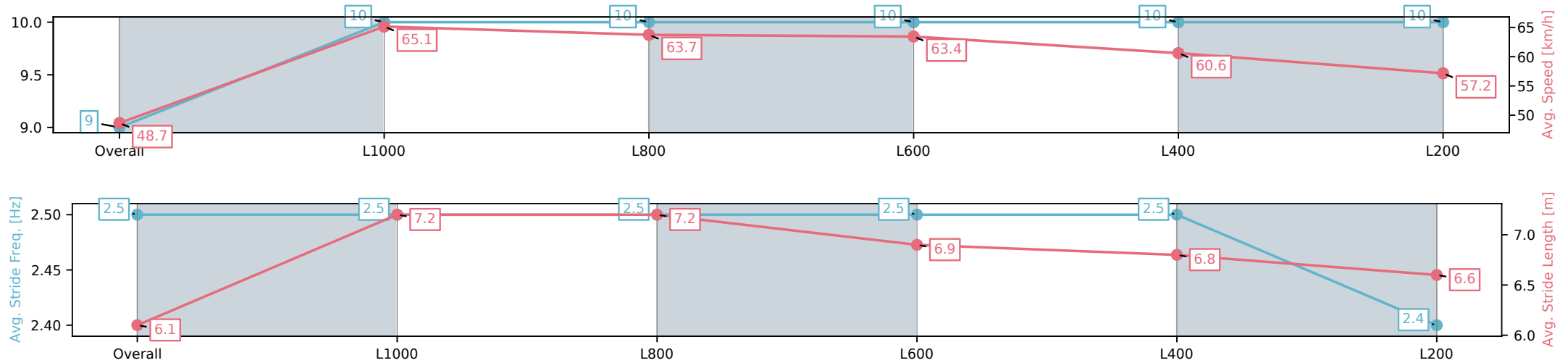
Race 1: Carlton Draught Maiden Plate - 1200m

14 May 2025 - 12:10PM

Track Rating: Good 4, Weather: Fine, Rail Position: +4m 1200m
Chute; +7m Remainder



Section	Overall	L1000	L800	L600	L400	L200
Section Times	1:13.41[9] (0:14.79)	0:58.62[10] (0:11.06)	0:47.56[10] (0:11.49)	0:36.07[10] (0:11.57)	0:24.49[10] (0:11.89)	0:12.60[10] (0:12.60)
Average Speed [km/h]	48.7	65.1	63.7	63.4	60.6	57.2
Top Speed [km/h]	64.6	66.8	64.9	65.2	61.5	58.6
Avg. Dist. to Rail [m]	2.8	1.0	5.1	5.3	8.1	8.3
Avg. Stride Freq. [Hz]	2.5	2.5	2.5	2.5	2.5	2.4
Avg. Stride Length [m]	6.1	7.2	7.2	6.9	6.8	6.6



[] Ranking at each section and finish
-:-:- No data available at this section
NA No data available

Horse/Jockey Name	ALL KYOTO/Polly Brewster
Finish Rank	10
Fastest Section Time (Section)	0:10.98 (L1000)
Top Speed [km/h] (Section)	66.4 (Overall)
Race State	Finished



Thomas Farms Rc Murray Bridge-
Professional-2025-05-14

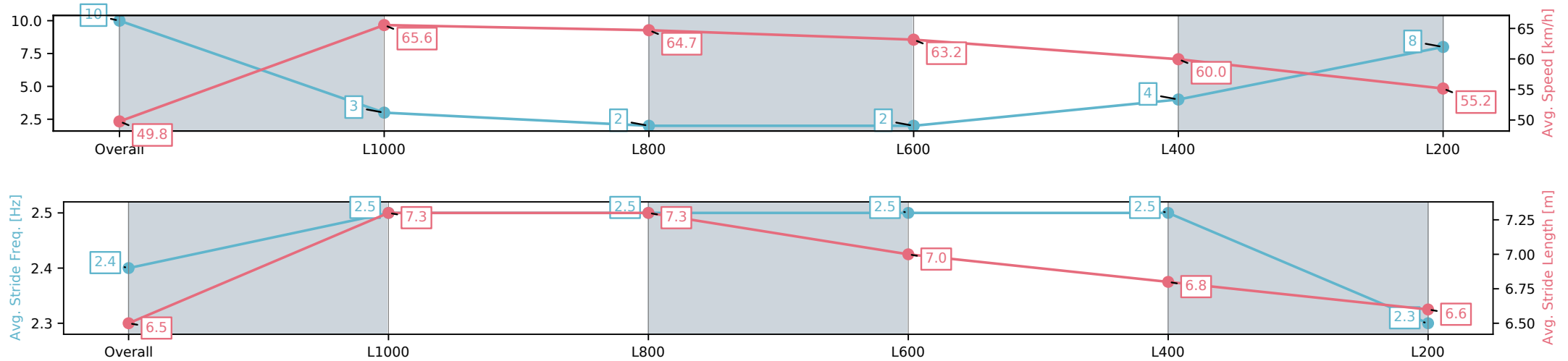
Race 1: Carlton Draught Maiden Plate - 1200m

14 May 2025 - 12:10PM

Track Rating: Good 4, Weather: Fine, Rail Position: +4m 1200m
Chute; +7m Remainder



Section	Overall	L1000	L800	L600	L400	L200
Section Times	1:13.42[10] (0:14.48)	0:58.94[3] (0:10.98)	0:47.96[2] (0:11.27)	0:36.69[2] (0:11.62)	0:25.07[4] (0:12.02)	0:13.05[8] (0:13.05)
Average Speed [km/h]	49.8	65.6	64.7	63.2	60.0	55.2
Top Speed [km/h]	65.6	66.4	65.9	64.3	61.6	57.7
Avg. Dist. to Rail [m]	0.4	0.5	3.7	4.8	7.3	6.4
Avg. Stride Freq. [Hz]	2.4	2.5	2.5	2.5	2.5	2.3
Avg. Stride Length [m]	6.5	7.3	7.3	7.0	6.8	6.6



[] Ranking at each section and finish
-:-:- No data available at this section
NA No data available