



Thomas Farms RC Murray Bridge SA
Race 8: Mulch 'n' More Benchmark 60 Handicap - 1400m
30 April 2025 - 4:20PM



Track Rating: Good 4, Weather: Overcast, Rail Position: +7m 1200m Chute, +10m
Remainder

Section Field Times							Overall	L1200	L1000	L800	L600	L400		
							1:26.51 (0:14.84)	1:11.67 (0:10.90)	1:00.77 (0:11.47)	0:49.30 (0:12.22)	0:37.08 (0:12.11)	0:24.97 (0:12.15)		
Position	#	Horse/Jockey	Barrier	Top Speed [km/h]	Fastest Section	First 400m							Distance Travelled From Winner [m]	
1	6	TOP OF THE RIDGE	2	66.8	0:10.95	0:26.09	1:26.51	1:11.37 [4]	1:00.42 [4]	0:48.88 [4]	0:36.84 [3]	0:24.84 [2]		
		Callan Murray		1400-1200	1200-1000		(0:15.14)	(0:10.95)	(0:11.54)	(0:12.04)	(0:12.00)	(0:12.02)		
2	1	SAN LUCIDO	8	68.3	0:10.85	0:25.92	1:26.59	1:11.52 [3]	1:00.67 [2]	0:49.17 [2]	0:36.95 [2]	0:24.82 [3]		+5
		Alan Lai		1400-1200	1200-1000		(0:15.07)	(0:10.85)	(0:11.50)	(0:12.22)	(0:12.13)	(0:12.06)		
3	9	SPIRIT OF FLIGHT	3	67.3	0:10.96	0:26.14	1:26.60	1:11.42 [5]	1:00.46 [5]	0:48.80 [5]	0:36.63 [6]	0:24.61 [5]		+3
		Stacey Metcalfe		1400-1200	1200-1000		(0:15.18)	(0:10.96)	(0:11.66)	(0:12.17)	(0:12.02)	(0:11.89)		
4	3	FALANGHINA	5	66.0	0:11.06	0:26.47	1:26.72	1:11.31 [10]	1:00.25 [11]	0:48.77 [7]	0:36.73 [7]	0:24.67 [6]		+5
		Taylor Johnstone		1200-1000	1200-1000		(0:15.41)	(0:11.06)	(0:11.48)	(0:12.04)	(0:12.06)	(0:11.78)		
5	8	FLOREY	6	66.0	0:11.08	0:26.40	1:26.81	1:11.49 [8]	1:00.41 [8]	0:48.69 [10]	0:36.60 [10]	0:24.16 [12]		+8
		Justin Potter		1400-1200	1200-1000		(0:15.32)	(0:11.08)	(0:11.72)	(0:12.09)	(0:12.44)	(0:11.85)		
6	2	BOLTED IN	11	66.2	0:11.13	0:26.47	1:26.94	1:11.60 [9]	1:00.47 [10]	0:48.71 [11]	0:36.77 [9]	0:24.56 [8]		+10
		Jessica Tzaferis		1400-1200	1200-1000		(0:15.34)	(0:11.13)	(0:11.76)	(0:11.94)	(0:12.21)	(0:11.93)		
7	14	STAR STUDED BELLE	10	67.3	0:10.99	0:26.22	1:27.01	1:11.78 [6]	1:00.79 [6]	0:49.01 [8]	0:36.79 [11]	0:24.55 [9]		+10
		Margaret Collett		1400-1200	1200-1000		(0:15.23)	(0:10.99)	(0:11.78)	(0:12.22)	(0:12.24)	(0:12.04)		
8	5	SUPER LAD	1	66.8	0:10.90	0:25.74	1:27.34	1:12.50 [1]	1:01.60 [1]	0:50.13 [1]	0:37.91 [1]	0:25.80 [1]		+2
		Felicity Atkinson		1400-1200	1200-1000		(0:14.84)	(0:10.90)	(0:11.47)	(0:12.22)	(0:12.11)	(0:12.38)		
9	7	BIG MAV	13	66.0	0:11.00	0:26.28	1:27.35	1:12.06 [7]	1:01.06 [7]	0:49.49 [6]	0:37.38 [5]	0:25.20 [7]		+11
		Todd Pannell		1400-1200	1200-1000		(0:15.28)	(0:11.00)	(0:11.56)	(0:12.11)	(0:12.18)	(0:12.20)		
10	12	COVERT WITNESS	4	66.4	0:10.98	0:26.44	1:27.57	1:12.11 [12]	1:01.13 [9]	0:49.51 [9]	0:37.56 [8]	0:25.62 [4]		+2
		Rochelle Milnes		1400-1200	1200-1000		(0:15.46)	(0:10.98)	(0:11.62)	(0:11.95)	(0:11.94)	(0:11.94)		

Scratched: Alaingé (#10)

Report Created: Wed 30 April 2025 17:23:07 GMT+10 (Note: Timing is based on positional data)

Page 1/17

[] Position in running at each section and finish
-:-:- No data available at this section
NA No data available
■ Background shading for fastest section

Saddle cloth number
DNF Did not finish
DNT Did not track



Thomas Farms RC Murray Bridge SA
Race 8: Mulch 'n' More Benchmark 60 Handicap - 1400m
30 April 2025 - 4:20PM



Track Rating: Good 4, Weather: Overcast, Rail Position: +7m 1200m Chute, +10m
Remainder

Section

Field Times

Overall	L1200	L1000	L800	L600	L400
1:26.51	1:11.67	1:00.77	0:49.30	0:37.08	0:24.97
(0:14.84)	(0:10.90)	(0:11.47)	(0:12.22)	(0:12.11)	(0:12.15)

Position	#	Horse/Jockey	Barrier	Top Speed [km/h]	Fastest Section	First 400m								Distance Travelled From Winner [m]
11	4	TOSEN STORM	12	65.5	0:11.15	0:27.01	1:27.78	1:11.92 [13]	1:00.77 [13]	0:49.13 [13]	0:37.03 [13]	0:24.95 [13]		+3
		Stephanie Lacy		1400-1200	1200-1000		(0:15.86)	(0:11.15)	(0:11.64)	(0:12.10)	(0:12.08)	(0:12.07)		
12	13	GRANDELLIE	7	65.5	0:11.22	0:26.68	1:27.86	1:12.40 [11]	1:01.18 [12]	0:49.35 [12]	0:37.35 [12]	0:25.35 [11]		+3
		Caitlyn Munro		1400-1200	1200-1000		(0:15.46)	(0:11.22)	(0:11.83)	(0:12.00)	(0:12.00)	(0:12.13)		
13	11	SILENT EMMY	9	68.0	0:10.91	0:25.93	1:29.40	1:14.38 [2]	1:03.47 [3]	0:51.83 [3]	0:39.57 [4]	0:26.91 [10]		+12
		Lachlan Neindorf		1400-1200	1200-1000		(0:15.02)	(0:10.91)	(0:11.64)	(0:12.26)	(0:12.66)	(0:12.92)		

Scratched: Alainge (#10)



Thomas Farms RC Murray Bridge SA
Race 8: Mulch 'n' More Benchmark 60 Handicap - 1400m
30 April 2025 - 4:20PM



Track Rating: Good 4, Weather: Overcast, Rail Position: +7m 1200m Chute, +10m
Remainder

Section
Field Times

L200
0:12.81
(0:12.81)

Position	#	Horse/Jockey	Barrier	Top Speed [km/h]	Fastest Section	First 400m	Margin	Distance Travelled From Winner [m]						
1	6	TOP OF THE RIDGE	2	66.8	0:10.95	0:26.09	0:12.82 [1]	1:26.51						
		Callan Murray		1400-1200	1200-1000		(0:12.82)							
2	1	SAN LUCIDO	8	68.3	0:10.85	0:25.92	0:12.76 [3]	0.42L						+5
		Alan Lai		1400-1200	1200-1000		(0:12.76)							
3	9	SPIRIT OF FLIGHT	3	67.3	0:10.96	0:26.14	0:12.72 [4]	0.49L						+3
		Stacey Metcalfe		1400-1200	1200-1000		(0:12.72)							
4	3	FALANGHINA	5	66.0	0:11.06	0:26.47	0:12.89 [2]	1.19L						+5
		Taylor Johnstone		1200-1000	1200-1000		(0:12.89)							
5	8	FLOREY	6	66.0	0:11.08	0:26.40	0:12.31 [10]	1.75L						+8
		Justin Potter		1400-1200	1200-1000		(0:12.31)							
6	2	BOLTED IN	11	66.2	0:11.13	0:26.47	0:12.63 [7]	2.52L						+10
		Jessica Tzaferis		1400-1200	1200-1000		(0:12.63)							
7	14	STAR STUDDER BELLE	10	67.3	0:10.99	0:26.22	0:12.51 [9]	2.91L						+10
		Margaret Collett		1400-1200	1200-1000		(0:12.51)							
8	5	SUPER LAD	1	66.8	0:10.90	0:25.74	0:13.42 [6]	4.86L						+2
		Felicity Atkinson		1400-1200	1200-1000		(0:13.42)							
9	7	BIG MAV	13	66.0	0:11.00	0:26.28	0:13.00 [8]	4.93L						+11
		Todd Pannell		1400-1200	1200-1000		(0:13.00)							
10	12	COVERT WITNESS	4	66.4	0:10.98	0:26.44	0:13.68 [5]	6.21L						+2
		Rochelle Milnes		1400-1200	1200-1000		(0:13.68)							

Scratched: Alaing (#10)

Report Created: Wed 30 April 2025 17:23:07 GMT+10 (Note: Timing is based on positional data)

Page 3/17

[] Position in running at each section and finish
-:-:- No data available at this section
NA No data available
■ Background shading for fastest section

Saddle cloth number
DNF Did not finish
DNT Did not track



Thomas Farms RC Murray Bridge SA
Race 8: Mulch 'n' More Benchmark 60 Handicap - 1400m
30 April 2025 - 4:20PM



Track Rating: Good 4, Weather: Overcast, Rail Position: +7m 1200m Chute, +10m
Remainder

Section Field Times		L200 0:12.81 (0:12.81)										Distance Travelled From Winner [m]		
Position	#	Horse/Jockey	Barrier	Top Speed [km/h]	Fastest Section	First 400m	Margin							
11	4	TOSEN STORM	12	65.5	0:11.15	0:27.01	0:12.88 [12]	7.43L						+3
		Stephanie Lacy		1400-1200	1200-1000		(0:12.88)							
12	13	GRANDELLIE	7	65.5	0:11.22	0:26.68	0:13.22 [11]	7.9L						+3
		Caitlyn Munro		1400-1200	1200-1000		(0:13.22)							
13	11	SILENT EMMY	9	68.0	0:10.91	0:25.93	0:13.99 [13]	17.0L						+12
		Lachlan Neindorf		1400-1200	1200-1000		(0:13.99)							

Scratched: Alainge (#10)

Horse/Jockey Name	TOP OF THE RIDGE/Callan Murray
Finish Rank	1
Fastest Section Time (Section)	0:10.95 (L1200)
Top Speed [km/h] (Section)	66.8 (Overall)
Race State	Finished



Thomas Farms RC Murray Bridge SA - Professional

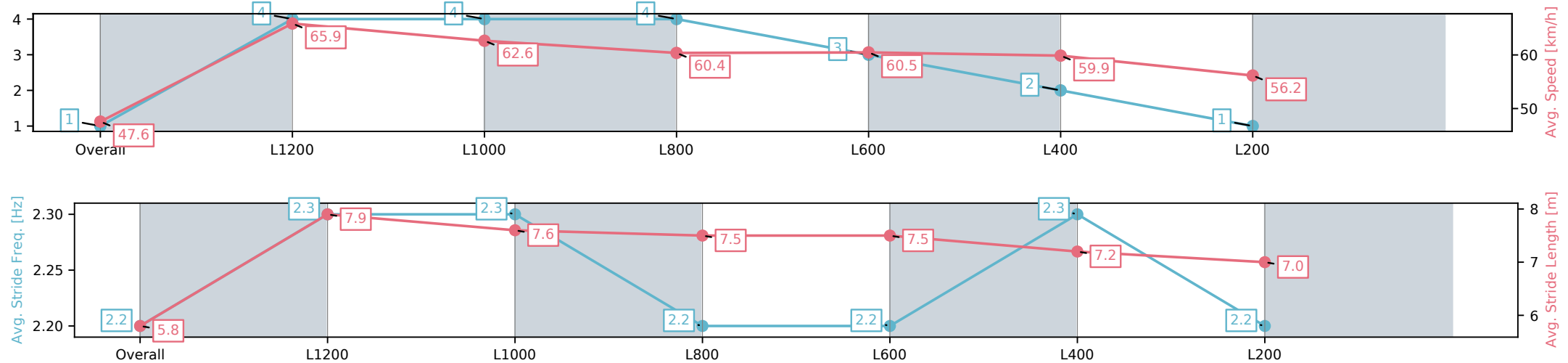
Race 8: Mulch 'n' More Benchmark 60 Handicap - 1400m

30 April 2025 - 4:20PM

Track Rating: Good 4, Weather: Overcast, Rail Position: +7m 1200m
Chute, +10m Remainder



Section	Overall	L1200	L1000	L800	L600	L400	L200
Section Times	1:26.51[1] (0:15.14)	1:11.37[4] (0:10.95)	1:00.42[4] (0:11.54)	0:48.88[4] (0:12.04)	0:36.84[3] (0:12.00)	0:24.84[2] (0:12.02)	0:12.82[1] (0:12.82)
Average Speed [km/h]	47.6	65.9	62.6	60.4	60.5	59.9	56.2
Top Speed [km/h]	66.8	66.7	64.5	61.1	61.5	61.4	57.9
Avg. Dist. to Rail [m]	2.9	0.3	1.1	1.7	2.0	4.1	4.8
Avg. Stride Freq. [Hz]	2.2	2.3	2.3	2.2	2.2	2.3	2.2
Avg. Stride Length [m]	5.8	7.9	7.6	7.5	7.5	7.2	7.0



- [] Ranking at each section and finish
- :-:- No data available at this section
- NA No data available

Horse/Jockey Name	SAN LUCIDO/Alan Lai
Finish Rank	2
Fastest Section Time (Section)	0:10.85 (L1200)
Top Speed [km/h] (Section)	68.3 (Overall)
Race State	Finished



Thomas Farms RC Murray Bridge SA - Professional

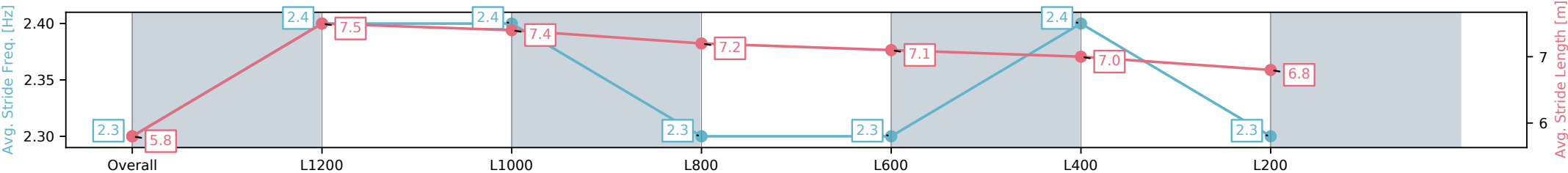
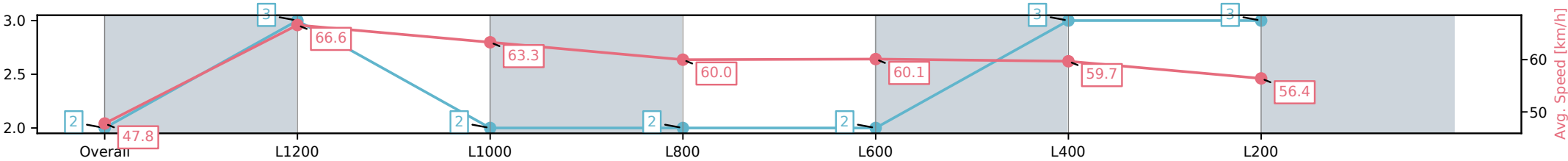
Race 8: Mulch 'n' More Benchmark 60 Handicap - 1400m

30 April 2025 - 4:20PM

Track Rating: Good 4, Weather: Overcast, Rail Position: +7m 1200m
Chute, +10m Remainder



Section	Overall	L1200	L1000	L800	L600	L400	L200
Section Times	1:26.59[2] (0:15.07)	1:11.52[3] (0:10.85)	1:00.67[2] (0:11.50)	0:49.17[2] (0:12.22)	0:36.95[2] (0:12.13)	0:24.82[3] (0:12.06)	0:12.76[3] (0:12.76)
Average Speed [km/h]	47.8	66.6	63.3	60.0	60.1	59.7	56.4
Top Speed [km/h]	67.6	68.3	64.6	61.4	61.7	61.4	58.0
Avg. Dist. to Rail [m]	7.7	3.9	2.2	3.6	2.8	4.4	6.2
Avg. Stride Freq. [Hz]	2.3	2.4	2.4	2.3	2.3	2.4	2.3
Avg. Stride Length [m]	5.8	7.5	7.4	7.2	7.1	7.0	6.8



- [] Ranking at each section and finish
- :-:- No data available at this section
- NA No data available

Horse/Jockey Name	SPIRIT OF FLIGHT/Stacey Metcalfe
Finish Rank	3
Fastest Section Time (Section)	0:10.96 (L1200)
Top Speed [km/h] (Section)	67.3 (Overall)
Race State	Finished



Thomas Farms RC Murray Bridge SA - Professional

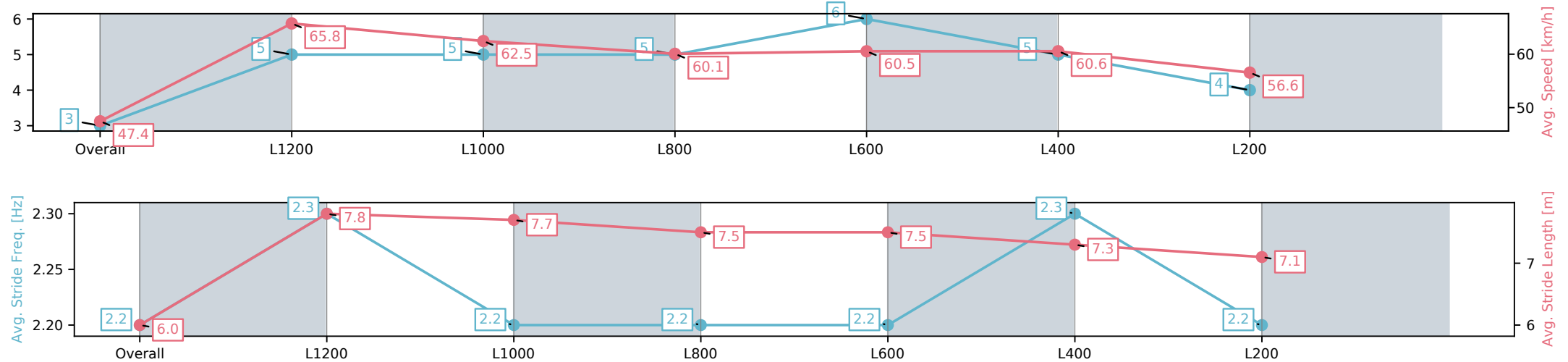
Race 8: Mulch 'n' More Benchmark 60 Handicap - 1400m

30 April 2025 - 4:20PM

Track Rating: Good 4, Weather: Overcast, Rail Position: +7m 1200m
Chute, +10m Remainder



Section	Overall	L1200	L1000	L800	L600	L400	L200
Section Times	1:26.60[3] (0:15.18)	1:11.42[5] (0:10.96)	1:00.46[5] (0:11.66)	0:48.80[5] (0:12.17)	0:36.63[6] (0:12.02)	0:24.61[5] (0:11.89)	0:12.72[4] (0:12.72)
Average Speed [km/h]	47.4	65.8	62.5	60.1	60.5	60.6	56.6
Top Speed [km/h]	67.3	67.1	64.1	62.0	61.2	61.8	59.0
Avg. Dist. to Rail [m]	4.1	1.4	1.9	2.8	3.1	6.4	7.8
Avg. Stride Freq. [Hz]	2.2	2.3	2.2	2.2	2.2	2.3	2.2
Avg. Stride Length [m]	6.0	7.8	7.7	7.5	7.5	7.3	7.1



[] Ranking at each section and finish
-:-:- No data available at this section
NA No data available

Horse/Jockey Name	FALANGHINA/Taylor Johnstone
Finish Rank	4
Fastest Section Time (Section)	0:11.06 (L1200)
Top Speed [km/h] (Section)	66.0 (L1200)
Race State	Finished



Thomas Farms RC Murray Bridge SA - Professional

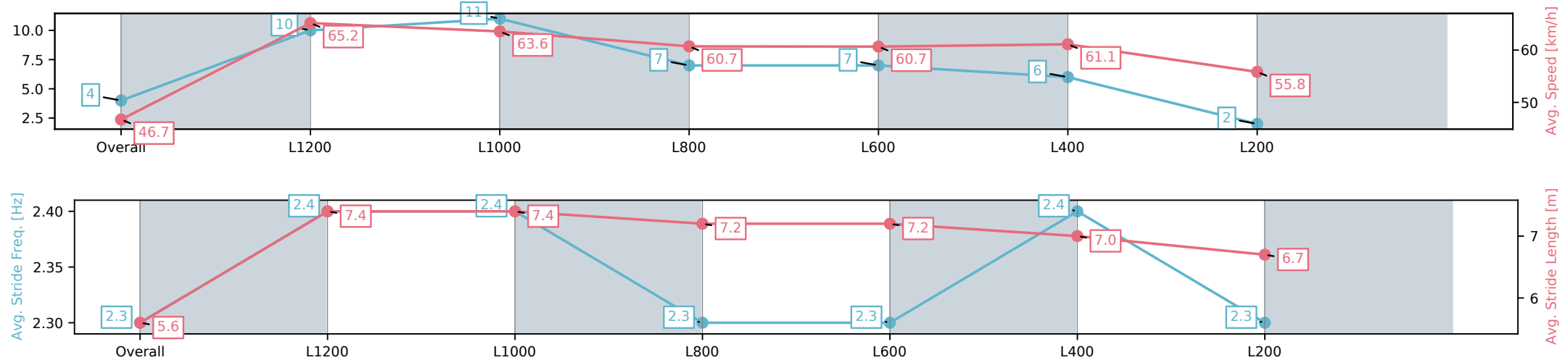
Race 8: Mulch 'n' More Benchmark 60 Handicap - 1400m

30 April 2025 - 4:20PM

Track Rating: Good 4, Weather: Overcast, Rail Position: +7m 1200m
Chute, +10m Remainder



Section	Overall	L1200	L1000	L800	L600	L400	L200
Section Times	1:26.72[4] (0:15.41)	1:11.31[10] (0:11.06)	1:00.25[11] (0:11.48)	0:48.77[7] (0:12.04)	0:36.73[7] (0:12.06)	0:24.67[6] (0:11.78)	0:12.89[2] (0:12.89)
Average Speed [km/h]	46.7	65.2	63.6	60.7	60.7	61.1	55.8
Top Speed [km/h]	65.7	65.9	66.0	62.5	63.0	62.9	59.1
Avg. Dist. to Rail [m]	4.9	1.3	2.4	3.0	4.2	8.4	8.7
Avg. Stride Freq. [Hz]	2.3	2.4	2.4	2.3	2.3	2.4	2.3
Avg. Stride Length [m]	5.6	7.4	7.4	7.2	7.2	7.0	6.7



[] Ranking at each section and finish
-:-:- No data available at this section
NA No data available

Horse/Jockey Name	FLOREY/Justin Potter
Finish Rank	5
Fastest Section Time (Section)	0:11.08 (L1200)
Top Speed [km/h] (Section)	66.0 (Overall)
Race State	Finished



Thomas Farms RC Murray Bridge SA - Professional

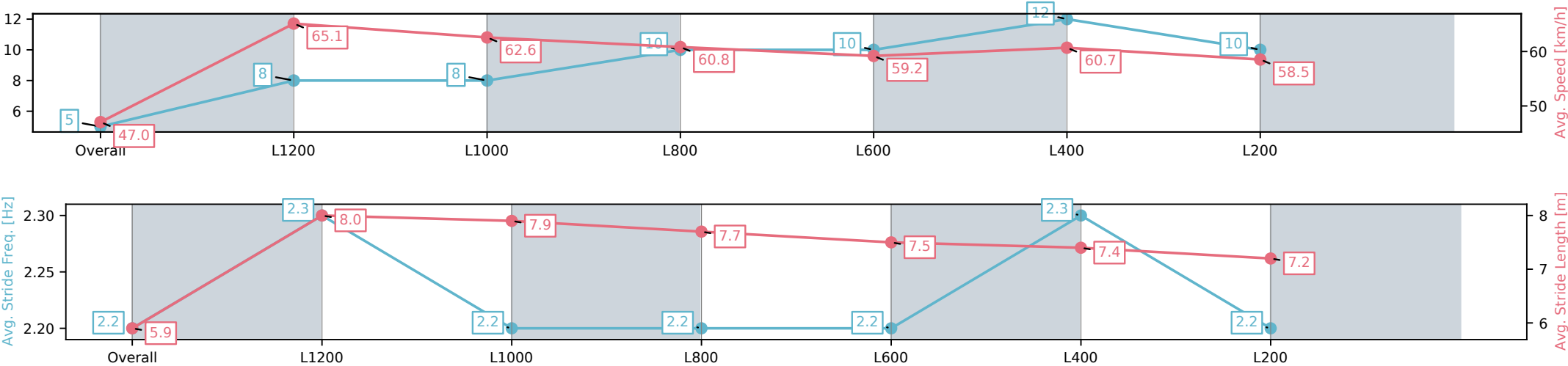
Race 8: Mulch 'n' More Benchmark 60 Handicap - 1400m

30 April 2025 - 4:20PM

Track Rating: Good 4, Weather: Overcast, Rail Position: +7m 1200m
Chute, +10m Remainder



Section	Overall	L1200	L1000	L800	L600	L400	L200
Section Times	1:26.81[5] (0:15.32)	1:11.49[8] (0:11.08)	1:00.41[8] (0:11.72)	0:48.69[10] (0:12.09)	0:36.60[10] (0:12.44)	0:24.16[12] (0:11.85)	0:12.31[10] (0:12.31)
Average Speed [km/h]	47.0	65.1	62.6	60.8	59.2	60.7	58.5
Top Speed [km/h]	65.1	66.0	64.0	61.5	61.9	62.0	60.3
Avg. Dist. to Rail [m]	5.8	2.4	3.7	4.0	5.7	10.7	10.9
Avg. Stride Freq. [Hz]	2.2	2.3	2.2	2.2	2.2	2.3	2.2
Avg. Stride Length [m]	5.9	8.0	7.9	7.7	7.5	7.4	7.2



- [] Ranking at each section and finish
- :-:- No data available at this section
- NA No data available

Horse/Jockey Name	BOLTED IN/Jessica Tzaferis
Finish Rank	6
Fastest Section Time (Section)	0:11.13 (L1200)
Top Speed [km/h] (Section)	66.2 (Overall)
Race State	Finished



Thomas Farms RC Murray Bridge SA - Professional

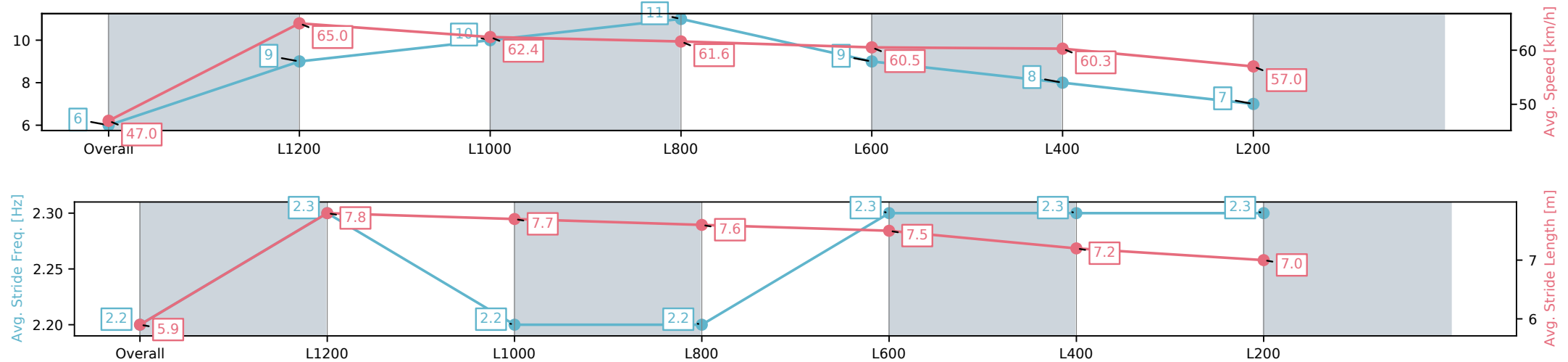
Race 8: Mulch 'n' More Benchmark 60 Handicap - 1400m

30 April 2025 - 4:20PM

Track Rating: Good 4, Weather: Overcast, Rail Position: +7m 1200m
Chute, +10m Remainder



Section	Overall	L1200	L1000	L800	L600	L400	L200
Section Times	1:26.94[6] (0:15.34)	1:11.60[9] (0:11.13)	1:00.47[10] (0:11.76)	0:48.71[11] (0:11.94)	0:36.77[9] (0:12.21)	0:24.56[8] (0:11.93)	0:12.63[7] (0:12.63)
Average Speed [km/h]	47.0	65.0	62.4	61.6	60.5	60.3	57.0
Top Speed [km/h]	65.8	66.2	63.0	62.2	61.9	62.3	58.4
Avg. Dist. to Rail [m]	9.8	3.0	3.7	4.4	6.6	10.5	10.2
Avg. Stride Freq. [Hz]	2.2	2.3	2.2	2.2	2.3	2.3	2.3
Avg. Stride Length [m]	5.9	7.8	7.7	7.6	7.5	7.2	7.0



[] Ranking at each section and finish
-:-:- No data available at this section
NA No data available

Horse/Jockey Name	STAR STUDDER BELLE/Margaret Collett
Finish Rank	7
Fastest Section Time (Section)	0:10.99 (L1200)
Top Speed [km/h] (Section)	67.3 (Overall)
Race State	Finished



Thomas Farms RC Murray Bridge SA - Professional

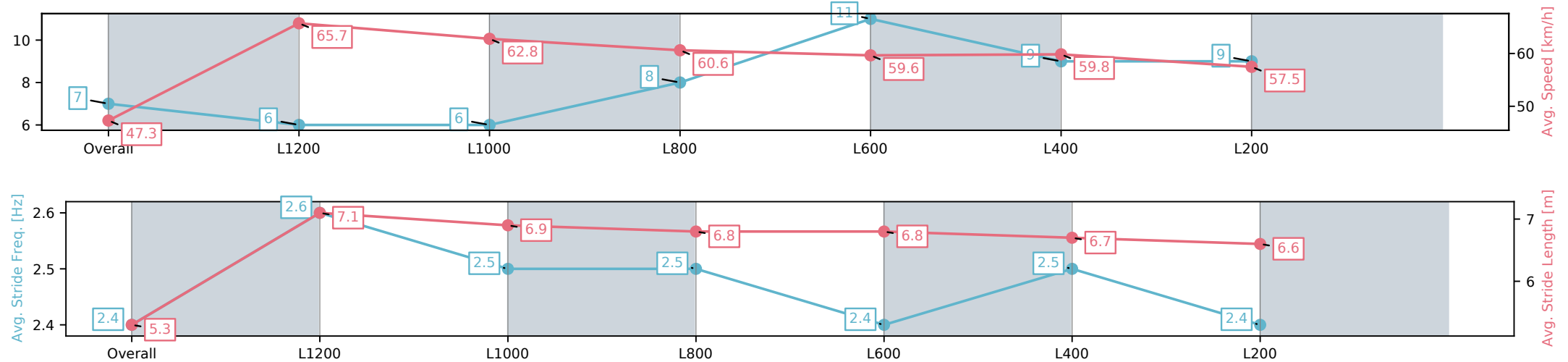
Race 8: Mulch 'n' More Benchmark 60 Handicap - 1400m

30 April 2025 - 4:20PM

Track Rating: Good 4, Weather: Overcast, Rail Position: +7m 1200m
Chute, +10m Remainder



Section	Overall	L1200	L1000	L800	L600	L400	L200
Section Times	1:27.01[7] (0:15.23)	1:11.78[6] (0:10.99)	1:00.79[6] (0:11.78)	0:49.01[8] (0:12.22)	0:36.79[11] (0:12.24)	0:24.55[9] (0:12.04)	0:12.51[9] (0:12.51)
Average Speed [km/h]	47.3	65.7	62.8	60.6	59.6	59.8	57.5
Top Speed [km/h]	66.4	67.3	64.2	61.9	61.1	61.2	59.1
Avg. Dist. to Rail [m]	10.4	5.0	5.1	5.6	3.8	7.3	5.4
Avg. Stride Freq. [Hz]	2.4	2.6	2.5	2.5	2.4	2.5	2.4
Avg. Stride Length [m]	5.3	7.1	6.9	6.8	6.8	6.7	6.6



[] Ranking at each section and finish
-:-:- No data available at this section
NA No data available

Horse/Jockey Name	SUPER LAD/Felicity Atkinson
Finish Rank	8
Fastest Section Time (Section)	0:10.90 (L1200)
Top Speed [km/h] (Section)	66.8 (Overall)
Race State	Finished



Thomas Farms RC Murray Bridge SA - Professional

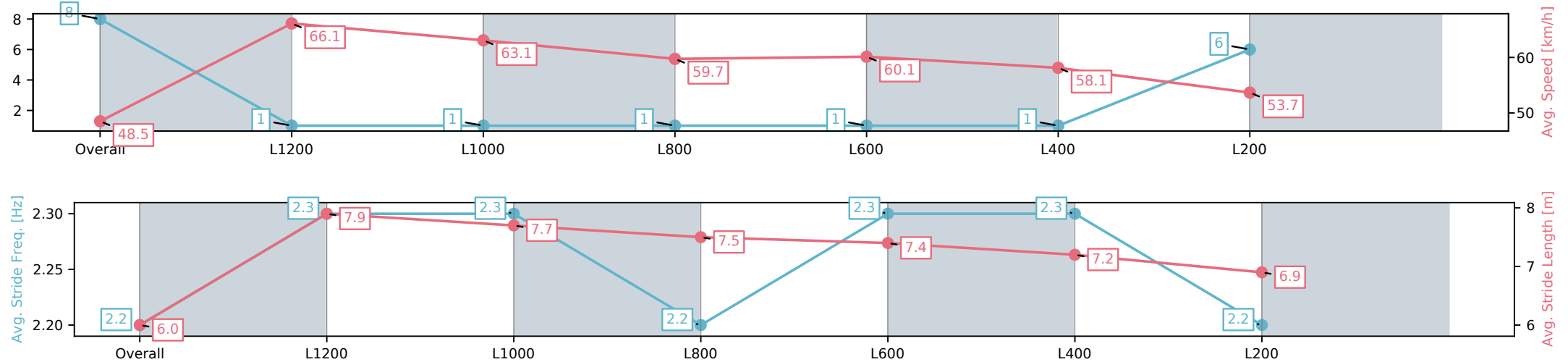
Race 8: Mulch 'n' More Benchmark 60 Handicap - 1400m

30 April 2025 - 4:20PM

Track Rating: Good 4, Weather: Overcast, Rail Position: +7m 1200m
Chute, +10m Remainder



Section	Overall	L1200	L1000	L800	L600	L400	L200
Section Times	1:27.34[8] (0:14.84)	1:12.50[1] (0:10.90)	1:01.60[1] (0:11.47)	0:50.13[1] (0:12.22)	0:37.91[1] (0:12.11)	0:25.80[1] (0:12.38)	0:13.42[6] (0:13.42)
Average Speed [km/h]	48.5	66.1	63.1	59.7	60.1	58.1	53.7
Top Speed [km/h]	66.8	66.8	65.2	61.1	60.4	60.4	56.2
Avg. Dist. to Rail [m]	2.6	0.2	1.0	3.0	2.4	2.3	1.7
Avg. Stride Freq. [Hz]	2.2	2.3	2.3	2.2	2.3	2.3	2.2
Avg. Stride Length [m]	6.0	7.9	7.7	7.5	7.4	7.2	6.9



[] Ranking at each section and finish
-:-:- No data available at this section
NA No data available

Horse/Jockey Name	BIG MAV/Todd Pannell
Finish Rank	9
Fastest Section Time (Section)	0:11.00 (L1200)
Top Speed [km/h] (Section)	66.0 (Overall)
Race State	Finished



Thomas Farms RC Murray Bridge SA - Professional

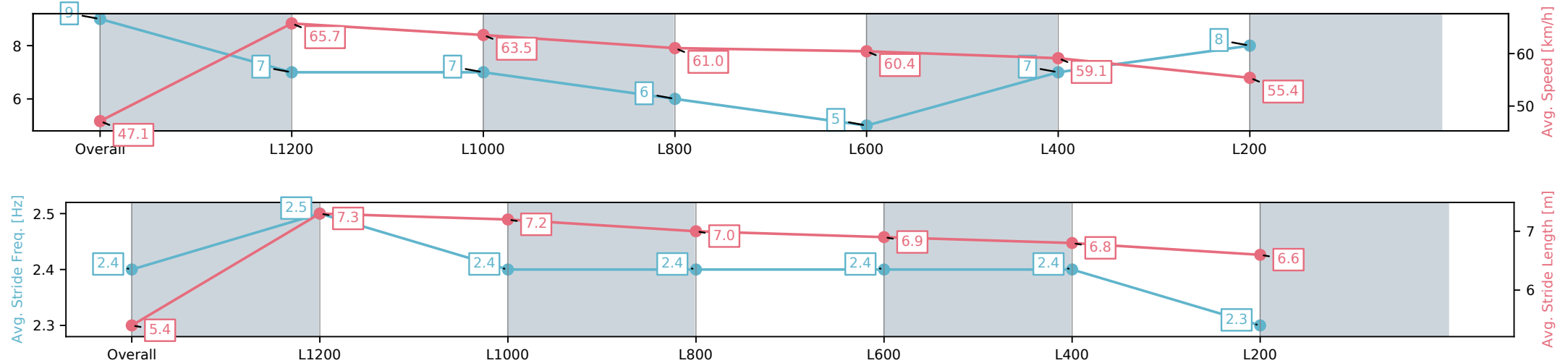
Race 8: Mulch 'n' More Benchmark 60 Handicap - 1400m

30 April 2025 - 4:20PM

Track Rating: Good 4, Weather: Overcast, Rail Position: +7m 1200m
Chute, +10m Remainder



Section	Overall	L1200	L1000	L800	L600	L400	L200
Section Times	1:27.35[9] (0:15.28)	1:12.06[7] (0:11.00)	1:01.06[7] (0:11.56)	0:49.49[6] (0:12.11)	0:37.38[5] (0:12.18)	0:25.20[7] (0:12.20)	0:13.00[8] (0:13.00)
Average Speed [km/h]	47.1	65.7	63.5	61.0	60.4	59.1	55.4
Top Speed [km/h]	66.0	65.9	65.6	62.4	61.8	61.9	57.7
Avg. Dist. to Rail [m]	12.5	5.1	4.1	5.3	5.8	9.3	9.0
Avg. Stride Freq. [Hz]	2.4	2.5	2.4	2.4	2.4	2.4	2.3
Avg. Stride Length [m]	5.4	7.3	7.2	7.0	6.9	6.8	6.6



[] Ranking at each section and finish
-:-:- No data available at this section
NA No data available

Horse/Jockey Name	COVERT WITNESS/Rochelle Milnes
Finish Rank	10
Fastest Section Time (Section)	0:10.98 (L1200)
Top Speed [km/h] (Section)	66.4 (Overall)
Race State	Finished



Thomas Farms RC Murray Bridge SA - Professional

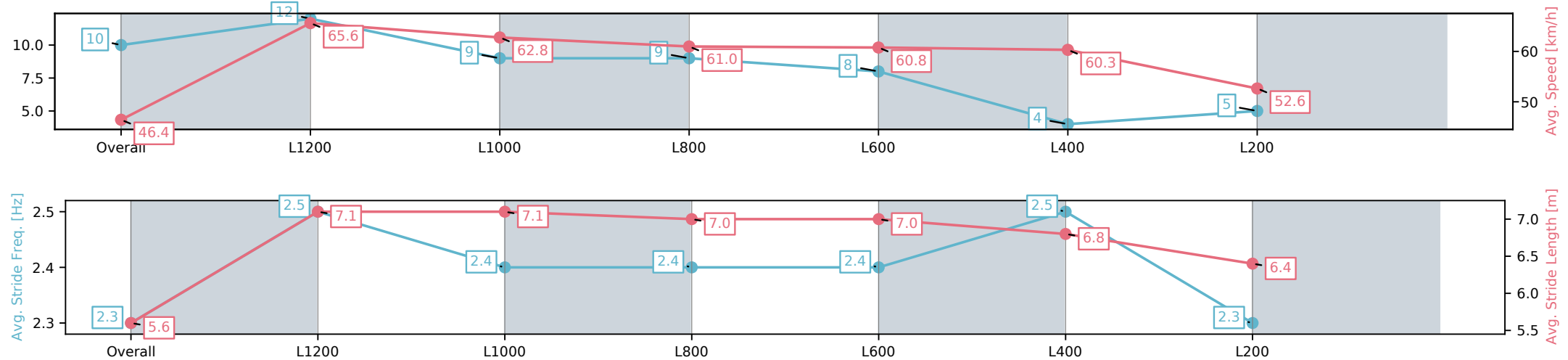
Race 8: Mulch 'n' More Benchmark 60 Handicap - 1400m

30 April 2025 - 4:20PM

Track Rating: Good 4, Weather: Overcast, Rail Position: +7m 1200m
Chute, +10m Remainder



Section	Overall	L1200	L1000	L800	L600	L400	L200
Section Times	1:27.57[10] (0:15.46)	1:12.11[12] (0:10.98)	1:01.13[9] (0:11.62)	0:49.51[9] (0:11.95)	0:37.56[8] (0:11.94)	0:25.62[4] (0:11.94)	0:13.68[5] (0:13.68)
Average Speed [km/h]	46.4	65.6	62.8	61.0	60.8	60.3	52.6
Top Speed [km/h]	66.3	66.4	64.4	62.0	62.4	62.4	58.4
Avg. Dist. to Rail [m]	4.7	1.1	2.5	2.6	2.0	5.5	6.8
Avg. Stride Freq. [Hz]	2.3	2.5	2.4	2.4	2.4	2.5	2.3
Avg. Stride Length [m]	5.6	7.1	7.1	7.0	7.0	6.8	6.4



[] Ranking at each section and finish
-:-:- No data available at this section
NA No data available

Horse/Jockey Name	TOSEN STORM/Stephanie Lacy
Finish Rank	11
Fastest Section Time (Section)	0:11.15 (L1200)
Top Speed [km/h] (Section)	65.5 (Overall)
Race State	Finished



Thomas Farms RC Murray Bridge SA - Professional

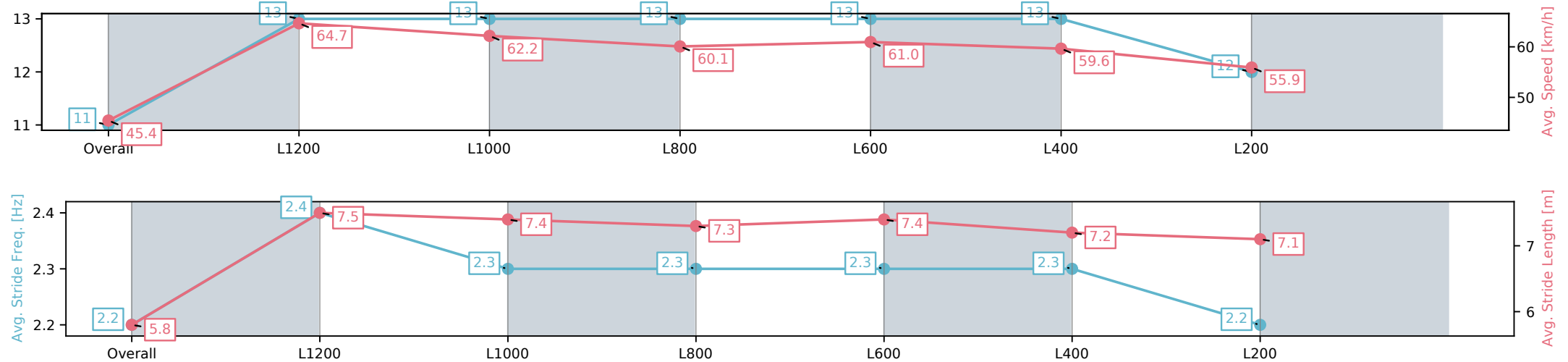
Race 8: Mulch 'n' More Benchmark 60 Handicap - 1400m

30 April 2025 - 4:20PM

Track Rating: Good 4, Weather: Overcast, Rail Position: +7m 1200m
Chute, +10m Remainder



Section	Overall	L1200	L1000	L800	L600	L400	L200
Section Times	1:27.78[11] (0:15.86)	1:11.92[13] (0:11.15)	1:00.77[13] (0:11.64)	0:49.13[13] (0:12.10)	0:37.03[13] (0:12.08)	0:24.95[13] (0:12.07)	0:12.88[12] (0:12.88)
Average Speed [km/h]	45.4	64.7	62.2	60.1	61.0	59.6	55.9
Top Speed [km/h]	65.4	65.5	63.4	61.0	61.3	60.8	58.2
Avg. Dist. to Rail [m]	7.7	0.3	1.0	2.0	6.0	11.8	10.8
Avg. Stride Freq. [Hz]	2.2	2.4	2.3	2.3	2.3	2.3	2.2
Avg. Stride Length [m]	5.8	7.5	7.4	7.3	7.4	7.2	7.1



[] Ranking at each section and finish
-:-:- No data available at this section
NA No data available

Horse/Jockey Name	GRANDELLIE/Caitlyn Munro
Finish Rank	12
Fastest Section Time (Section)	0:11.22 (L1200)
Top Speed [km/h] (Section)	65.5 (Overall)
Race State	Finished



Thomas Farms RC Murray Bridge SA - Professional

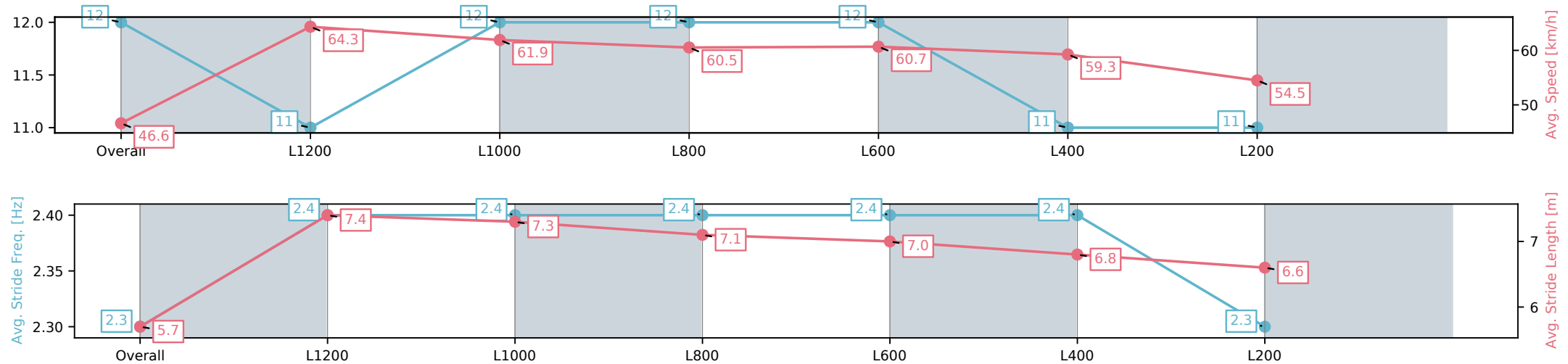
Race 8: Mulch 'n' More Benchmark 60 Handicap - 1400m

30 April 2025 - 4:20PM

Track Rating: Good 4, Weather: Overcast, Rail Position: +7m 1200m
Chute, +10m Remainder



Section	Overall	L1200	L1000	L800	L600	L400	L200
Section Times	1:27.86[12] (0:15.46)	1:12.40[11] (0:11.22)	1:01.18[12] (0:11.83)	0:49.35[12] (0:12.00)	0:37.35[12] (0:12.00)	0:25.35[11] (0:12.13)	0:13.22[11] (0:13.22)
Average Speed [km/h]	46.6	64.3	61.9	60.5	60.7	59.3	54.5
Top Speed [km/h]	64.4	65.5	62.5	62.2	62.2	61.9	57.0
Avg. Dist. to Rail [m]	6.9	2.9	3.1	1.9	2.8	4.7	3.9
Avg. Stride Freq. [Hz]	2.3	2.4	2.4	2.4	2.4	2.4	2.3
Avg. Stride Length [m]	5.7	7.4	7.3	7.1	7.0	6.8	6.6



[] Ranking at each section and finish
-:-:- No data available at this section
NA No data available

Horse/Jockey Name	SILENT EMMY/Lachlan Neindorf
Finish Rank	13
Fastest Section Time (Section)	0:10.91 (L1200)
Top Speed [km/h] (Section)	68.0 (Overall)
Race State	Finished



Thomas Farms RC Murray Bridge SA - Professional

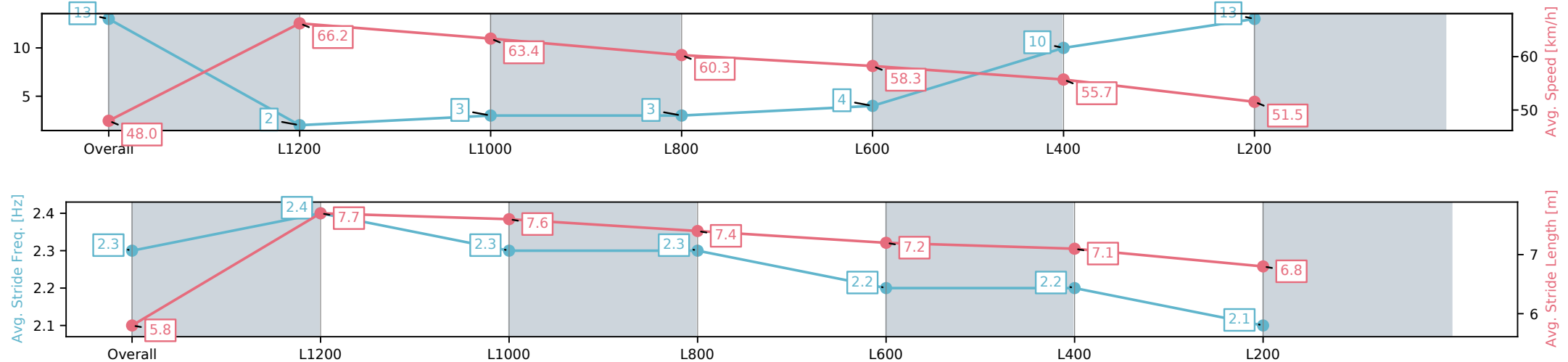
Race 8: Mulch 'n' More Benchmark 60 Handicap - 1400m

30 April 2025 - 4:20PM

Track Rating: Good 4, Weather: Overcast, Rail Position: +7m 1200m
Chute, +10m Remainder



Section	Overall	L1200	L1000	L800	L600	L400	L200
Section Times	1:29.40[13] (0:15.02)	1:14.38[2] (0:10.91)	1:03.47[3] (0:11.64)	0:51.83[3] (0:12.26)	0:39.57[4] (0:12.66)	0:26.91[10] (0:12.92)	0:13.99[13] (0:13.99)
Average Speed [km/h]	48.0	66.2	63.4	60.3	58.3	55.7	51.5
Top Speed [km/h]	68.0	68.0	64.7	61.8	59.2	57.8	53.4
Avg. Dist. to Rail [m]	9.0	5.7	4.4	5.3	6.3	8.7	9.2
Avg. Stride Freq. [Hz]	2.3	2.4	2.3	2.3	2.2	2.2	2.1
Avg. Stride Length [m]	5.8	7.7	7.6	7.4	7.2	7.1	6.8



[] Ranking at each section and finish
-:-:- No data available at this section
NA No data available