



Thomas Farms RC Murray Bridge SA
Race 5: Adelaide Galvanising Industries Supports SA Racing Benchmark 62 Handicap - 1000m
30 April 2025 - 2:30PM



Track Rating: Good 4, Weather: Overcast, Rail Position: +7m 1200m Chute, +10m
Remainder

Section
Field Times

Overall
0:59.95
(0:14.17)

L800
0:45.78
(0:11.01)

L600
0:34.77
(0:11.25)

L400
0:23.52
(0:11.37)

L200
0:12.15
(0:12.15)

Position	#	Horse/Jockey	Barrier	Top Speed [km/h]	Fastest Section	First 400m							Margin	Distance Travelled From Winner [m]
1	2	MINE ALL MINE	2	67.9	0:11.00	0:25.22	0:59.95	0:45.73 [2]	0:34.73 [3]	0:23.52 [1]	0:12.16 [1]		0:59.95	
		Todd Pannell		1000-800	800-600		(0:14.22)	(0:11.00)	(0:11.21)	(0:11.36)	(0:12.16)			
2	5	GRAND HOST	7	68.3	0:11.01	0:25.78	0:59.98	0:45.21 [11]	0:34.20 [11]	0:22.87 [11]	0:11.79 [6]		0.16L	+7
		Jessica Tzaferis		1000-800	800-600		(0:14.77)	(0:11.01)	(0:11.33)	(0:11.08)	(0:11.79)			
3	11	MY RUBY	9	68.6	0:10.93	0:25.49	0:59.99	0:45.43 [7]	0:34.50 [7]	0:23.13 [8]	0:11.88 [4]		0.22L	+6
		Isaac Sit		1000-800	800-600		(0:14.56)	(0:10.93)	(0:11.37)	(0:11.25)	(0:11.88)			
4	12	HOLLANDAISE	6	67.9	0:10.98	0:25.37	1:00.22	0:45.83 [4]	0:34.85 [5]	0:23.61 [4]	0:12.28 [2]		1.57L	+4
		Taylor Johnstone		1000-800	800-600		(0:14.39)	(0:10.98)	(0:11.24)	(0:11.33)	(0:12.28)			
5	4	MILLIVOY	5	68.0	0:10.92	0:25.40	1:00.54	0:46.06 [5]	0:35.14 [6]	0:23.87 [6]	0:12.41 [5]		3.46L	+1
		Jason Holder		1000-800	800-600		(0:14.48)	(0:10.92)	(0:11.27)	(0:11.46)	(0:12.41)			
6	9	SHADOWFAX	11	68.4	0:10.94	0:25.18	1:00.70	0:46.46 [3]	0:35.52 [1]	0:24.18 [2]	0:12.61 [3]		4.4L	+6
		Felicity Atkinson		1000-800	800-600		(0:14.24)	(0:10.94)	(0:11.34)	(0:11.56)	(0:12.61)			
7	3	ECLAIR VITALITY	3	67.6	0:10.96	0:25.59	1:00.71	0:46.08 [8]	0:35.12 [8]	0:23.92 [7]	0:12.45 [8]		4.47L	+2
		Stephanie Lacy		1000-800	800-600		(0:14.63)	(0:10.96)	(0:11.20)	(0:11.47)	(0:12.45)			
8	8	OBI	1	67.8	0:11.01	0:25.66	1:00.74	0:46.09 [9]	0:35.08 [9]	0:23.85 [9]	0:12.42 [9]		4.6L	+1
		Kayla Crowther		1000-800	800-600		(0:14.65)	(0:11.01)	(0:11.23)	(0:11.43)	(0:12.42)			
9	6	SUMADARTSON	8	69.1	0:11.05	0:25.22	1:00.94	0:46.77 [1]	0:35.72 [2]	0:24.39 [3]	0:12.74 [7]		5.83L	+3
		Jade Doyle		1000-800	800-600		(0:14.17)	(0:11.05)	(0:11.33)	(0:11.65)	(0:12.74)			
10	10	STARTIDE	4	67.4	0:10.98	0:25.72	1:01.92	0:47.18 [10]	0:36.20 [10]	0:25.03 [10]	0:13.45 [10]		11.59L	+2
		Rochelle Milnes		1000-800	800-600		(0:14.74)	(0:10.98)	(0:11.17)	(0:11.57)	(0:13.45)			

Scratched: Nurys (#7)

Report Created: Wed 30 April 2025 16:06:41 GMT+10 (Note: Timing is based on positional data)

Page 1/13

[] Position in running at each section and finish
-:-:- No data available at this section
NA No data available
Background shading for fastest section

Saddle cloth number
DNF Did not finish
DNT Did not track



Thomas Farms RC Murray Bridge SA
Race 5: Adelaide Galvanising Industries Supports SA Racing Benchmark 62 Handicap - 1000m
30 April 2025 - 2:30PM



**Track Rating: Good 4, Weather: Overcast, Rail Position: +7m 1200m Chute, +10m
Remainder**

**Section
Field Times**

Overall L800 L600 L400 L200
0:59.95 0:45.78 0:34.77 0:23.52 0:12.15
(0:14.17) (0:11.01) (0:11.25) (0:11.37) (0:12.15)

Position	#	Horse/Jockey	Barrier	Top Speed [km/h]	Fastest Section	First 400m							Margin	Distance Travelled From Winner [m]
11	1	SQUAD	10	69.7	0:10.82	0:25.30	1:02.02	0:47.54 [6]	0:36.72 [4]	0:25.37 [5]	0:13.43 [11]		12.19L	+6
		Caitlyn Munro		1000-800	800-600		(0:14.48)	(0:10.82)	(0:11.35)	(0:11.94)	(0:13.43)			

Scratched: Nurys (#7)

Horse/Jockey Name	MINE ALL MINE/Todd Pannell
Finish Rank	1
Fastest Section Time (Section)	0:11.00 (L800)
Top Speed [km/h] (Section)	67.9 (Overall)
Race State	Finished



Thomas Farms RC Murray Bridge SA - Professional

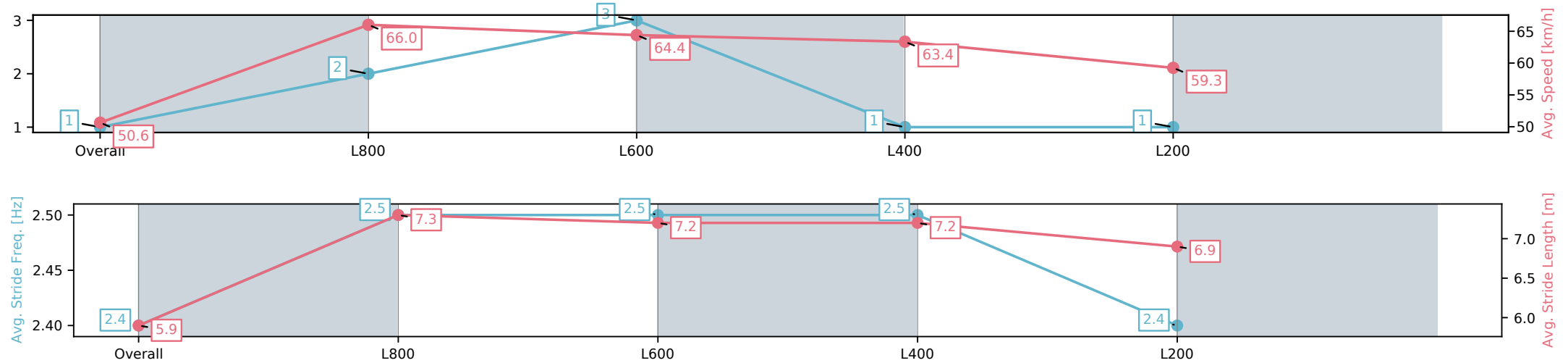
Race 5: Adelaide Galvanising Industries Supports SA
Racing Benchmark 62 Handicap - 1000m

30 April 2025 - 2:30PM

Track Rating: Good 4, Weather: Overcast, Rail Position: +7m 1200m
Chute, +10m Remainder



Section	Overall	L800	L600	L400	L200
Section Times	0:59.95[1] (0:14.22)	0:45.73[2] (0:11.00)	0:34.73[3] (0:11.21)	0:23.52[1] (0:11.36)	0:12.16[1] (0:12.16)
Average Speed [km/h]	50.6	66.0	64.4	63.4	59.3
Top Speed [km/h]	67.8	67.9	65.4	65.0	62.0
Avg. Dist. to Rail [m]	2.1	2.3	1.0	1.8	2.8
Avg. Stride Freq. [Hz]	2.4	2.5	2.5	2.5	2.4
Avg. Stride Length [m]	5.9	7.3	7.2	7.2	6.9



[] Ranking at each section and finish
-:-:- No data available at this section
NA No data available

Horse/Jockey Name	GRAND HOST/Jessica Tzaferis
Finish Rank	2
Fastest Section Time (Section)	0:11.01 (L800)
Top Speed [km/h] (Section)	68.3 (Overall)
Race State	Finished



Thomas Farms RC Murray Bridge SA - Professional

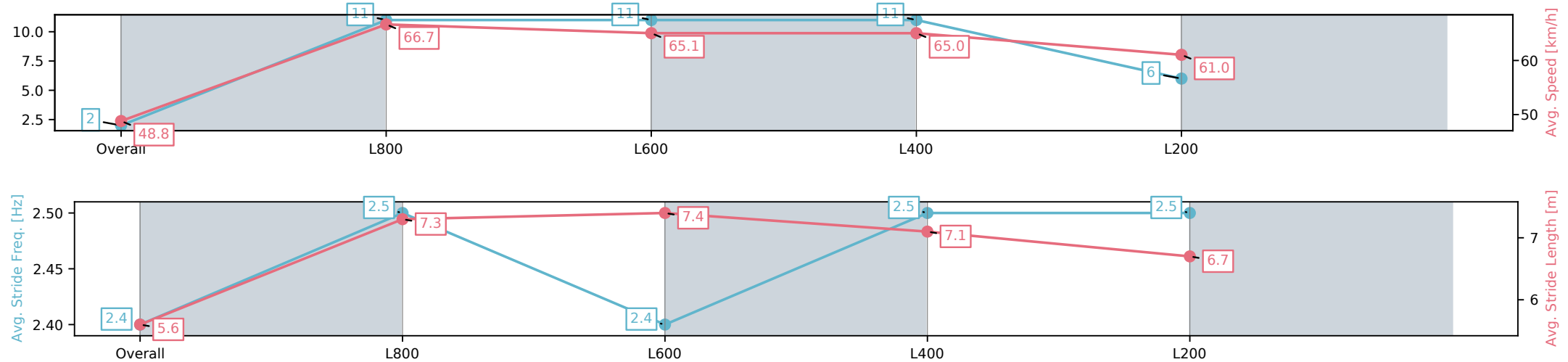
Race 5: Adelaide Galvanising Industries Supports SA
Racing Benchmark 62 Handicap - 1000m

30 April 2025 - 2:30PM

Track Rating: Good 4, Weather: Overcast, Rail Position: +7m 1200m
Chute, +10m Remainder



Section	Overall	L800	L600	L400	L200
Section Times	0:59.98[2] (0:14.77)	0:45.21[11] (0:11.01)	0:34.20[11] (0:11.33)	0:22.87[11] (0:11.08)	0:11.79[6] (0:11.79)
Average Speed [km/h]	48.8	66.7	65.1	65.0	61.0
Top Speed [km/h]	68.1	68.3	65.9	66.6	63.3
Avg. Dist. to Rail [m]	3.8	5.5	5.5	10.0	11.0
Avg. Stride Freq. [Hz]	2.4	2.5	2.4	2.5	2.5
Avg. Stride Length [m]	5.6	7.3	7.4	7.1	6.7



[] Ranking at each section and finish
-:-:- No data available at this section
NA No data available

Horse/Jockey Name	MY RUBY/Isaac Sit
Finish Rank	3
Fastest Section Time (Section)	0:10.93 (L800)
Top Speed [km/h] (Section)	68.6 (Overall)
Race State	Finished



Thomas Farms RC Murray Bridge SA - Professional

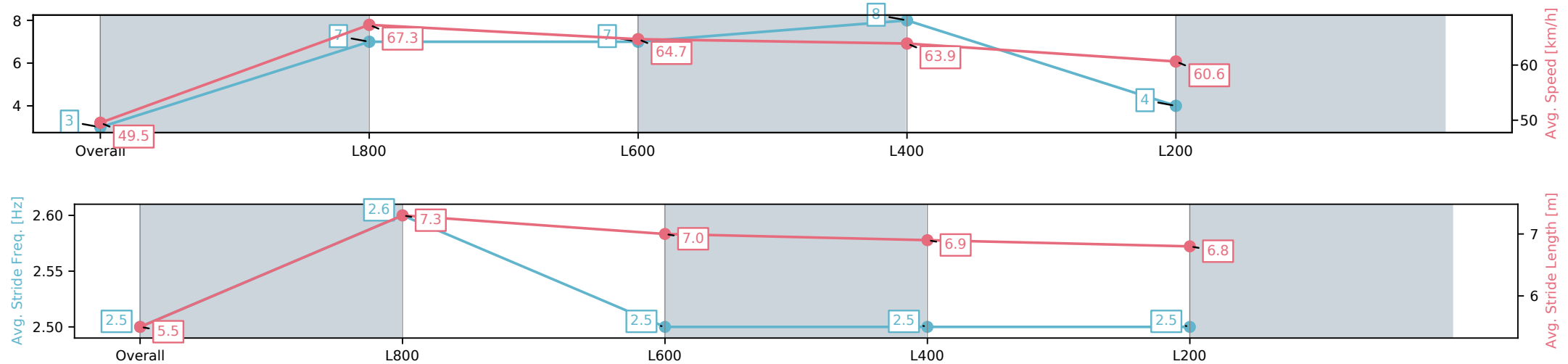
Race 5: Adelaide Galvanising Industries Supports SA
Racing Benchmark 62 Handicap - 1000m



30 April 2025 - 2:30PM

Track Rating: Good 4, Weather: Overcast, Rail Position: +7m 1200m
Chute, +10m Remainder

Section	Overall	L800	L600	L400	L200
Section Times	0:59.99[3] (0:14.56)	0:45.43[7] (0:10.93)	0:34.50[7] (0:11.37)	0:23.13[8] (0:11.25)	0:11.88[4] (0:11.88)
Average Speed [km/h]	49.5	67.3	64.7	63.9	60.6
Top Speed [km/h]	68.6	68.6	65.6	64.8	63.6
Avg. Dist. to Rail [m]	5.6	5.9	5.3	10.0	11.0
Avg. Stride Freq. [Hz]	2.5	2.6	2.5	2.5	2.5
Avg. Stride Length [m]	5.5	7.3	7.0	6.9	6.8



[] Ranking at each section and finish
-:-:- No data available at this section
NA No data available

Horse/Jockey Name	HOLLANDAISE/Taylor Johnstone
Finish Rank	4
Fastest Section Time (Section)	0:10.98 (L800)
Top Speed [km/h] (Section)	67.9 (Overall)
Race State	Finished



Thomas Farms RC Murray Bridge SA - Professional

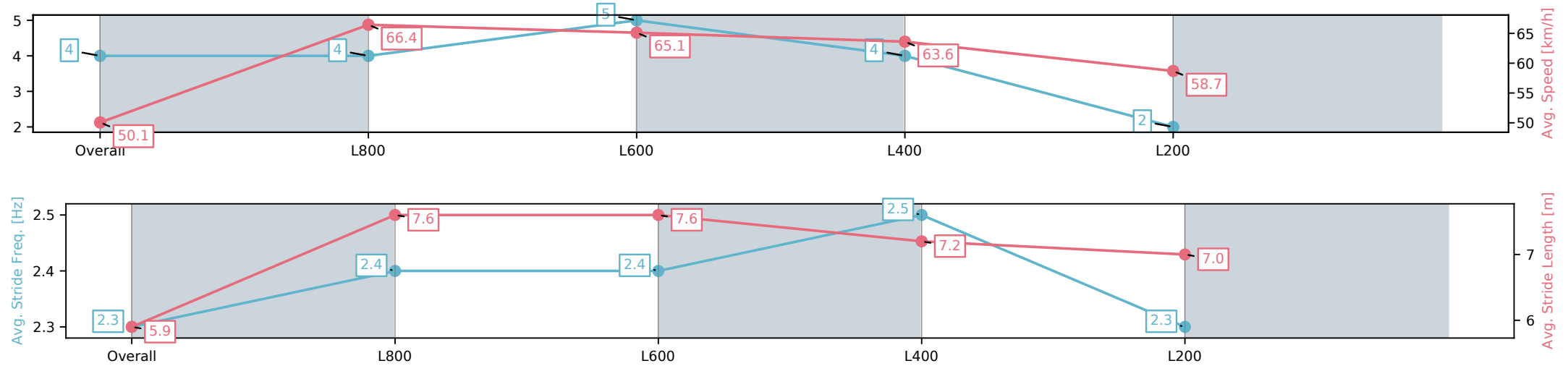
Race 5: Adelaide Galvanising Industries Supports SA
Racing Benchmark 62 Handicap - 1000m

30 April 2025 - 2:30PM

Track Rating: Good 4, Weather: Overcast, Rail Position: +7m 1200m
Chute, +10m Remainder



Section	Overall	L800	L600	L400	L200
Section Times	1:00.22[4] (0:14.39)	0:45.83[4] (0:10.98)	0:34.85[5] (0:11.24)	0:23.61[4] (0:11.33)	0:12.28[2] (0:12.28)
Average Speed [km/h]	50.1	66.4	65.1	63.6	58.7
Top Speed [km/h]	67.8	67.9	66.3	65.5	61.8
Avg. Dist. to Rail [m]	3.0	3.9	4.0	6.9	7.7
Avg. Stride Freq. [Hz]	2.3	2.4	2.4	2.5	2.3
Avg. Stride Length [m]	5.9	7.6	7.6	7.2	7.0



[] Ranking at each section and finish
-:-:- No data available at this section
NA No data available

Horse/Jockey Name	MILLIVOY/Jason Holder
Finish Rank	5
Fastest Section Time (Section)	0:10.92 (L800)
Top Speed [km/h] (Section)	68.0 (Overall)
Race State	Finished



Thomas Farms RC Murray Bridge SA - Professional

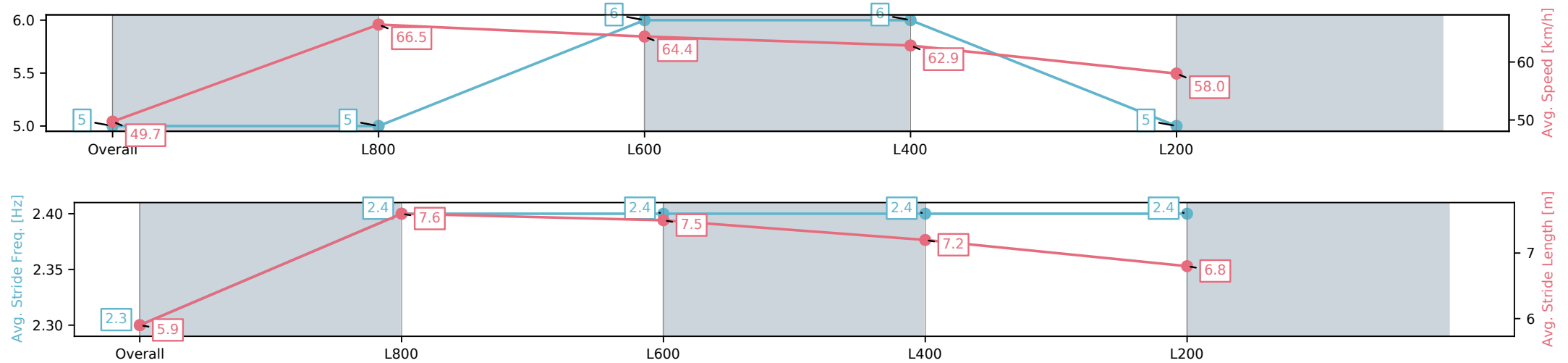
Race 5: Adelaide Galvanising Industries Supports SA
Racing Benchmark 62 Handicap - 1000m



30 April 2025 - 2:30PM

Track Rating: Good 4, Weather: Overcast, Rail Position: +7m 1200m
Chute, +10m Remainder

Section	Overall	L800	L600	L400	L200
Section Times	1:00.54[5] (0:14.48)	0:46.06[5] (0:10.92)	0:35.14[6] (0:11.27)	0:23.87[6] (0:11.46)	0:12.41[5] (0:12.41)
Average Speed [km/h]	49.7	66.5	64.4	62.9	58.0
Top Speed [km/h]	67.2	68.0	65.7	65.5	61.3
Avg. Dist. to Rail [m]	2.1	1.9	2.3	3.0	4.1
Avg. Stride Freq. [Hz]	2.3	2.4	2.4	2.4	2.4
Avg. Stride Length [m]	5.9	7.6	7.5	7.2	6.8



[] Ranking at each section and finish
-:-:- No data available at this section
NA No data available

Horse/Jockey Name	SHADOWFAX/Felicity Atkinson
Finish Rank	6
Fastest Section Time (Section)	0:10.94 (L800)
Top Speed [km/h] (Section)	68.4 (Overall)
Race State	Finished



Thomas Farms RC Murray Bridge SA - Professional

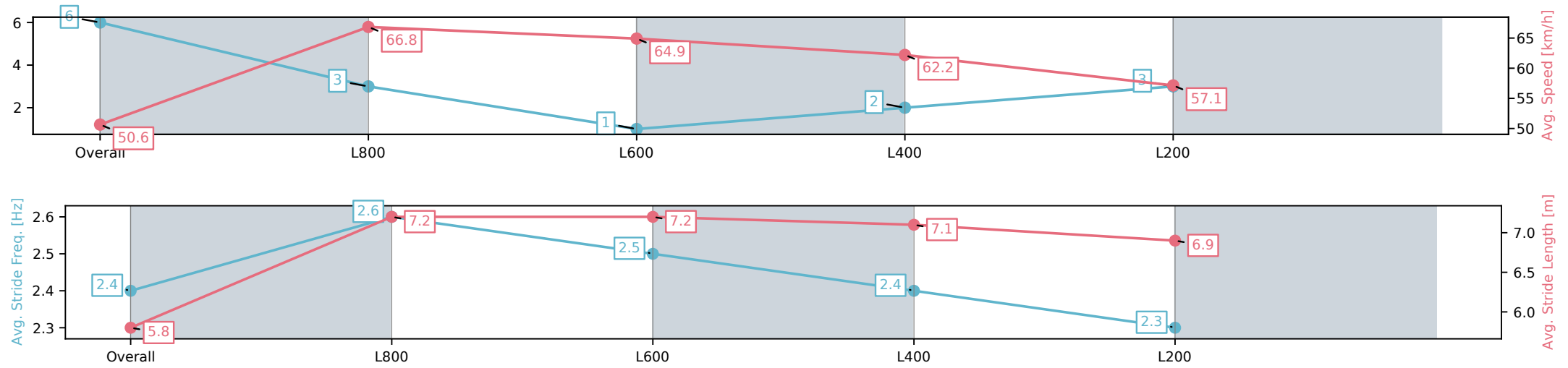
Race 5: Adelaide Galvanising Industries Supports SA
Racing Benchmark 62 Handicap - 1000m



30 April 2025 - 2:30PM

Track Rating: Good 4, Weather: Overcast, Rail Position: +7m 1200m
Chute, +10m Remainder

Section	Overall	L800	L600	L400	L200
Section Times	1:00.70[6] (0:14.24)	0:46.46[3] (0:10.94)	0:35.52[1] (0:11.34)	0:24.18[2] (0:11.56)	0:12.61[3] (0:12.61)
Average Speed [km/h]	50.6	66.8	64.9	62.2	57.1
Top Speed [km/h]	67.8	68.4	65.6	64.9	60.5
Avg. Dist. to Rail [m]	6.1	4.4	5.5	5.7	6.4
Avg. Stride Freq. [Hz]	2.4	2.6	2.5	2.4	2.3
Avg. Stride Length [m]	5.8	7.2	7.2	7.1	6.9



[] Ranking at each section and finish
-:-:- No data available at this section
NA No data available

Horse/Jockey Name	ECLAIR VITALITY/Stephanie Lacy
Finish Rank	7
Fastest Section Time (Section)	0:10.96 (L800)
Top Speed [km/h] (Section)	67.6 (Overall)
Race State	Finished



Thomas Farms RC Murray Bridge SA - Professional

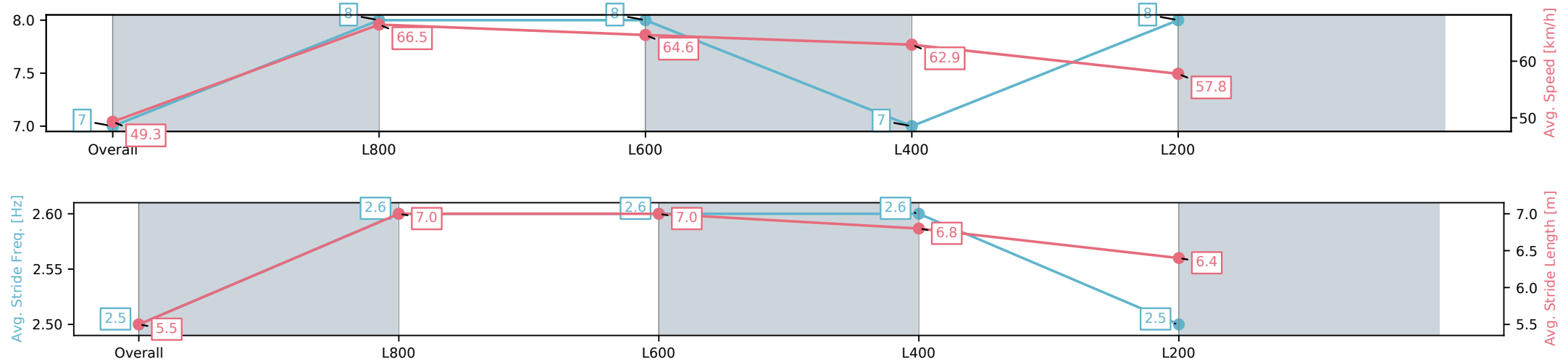
Race 5: Adelaide Galvanising Industries Supports SA
Racing Benchmark 62 Handicap - 1000m

30 April 2025 - 2:30PM

Track Rating: Good 4, Weather: Overcast, Rail Position: +7m 1200m
Chute, +10m Remainder



Section	Overall	L800	L600	L400	L200
Section Times	1:00.71[7] (0:14.63)	0:46.08[8] (0:10.96)	0:35.12[8] (0:11.20)	0:23.92[7] (0:11.47)	0:12.45[8] (0:12.45)
Average Speed [km/h]	49.3	66.5	64.6	62.9	57.8
Top Speed [km/h]	67.5	67.6	65.9	64.8	60.8
Avg. Dist. to Rail [m]	2.1	2.8	2.0	5.7	7.7
Avg. Stride Freq. [Hz]	2.5	2.6	2.6	2.6	2.5
Avg. Stride Length [m]	5.5	7.0	7.0	6.8	6.4



[] Ranking at each section and finish
-:-:- No data available at this section
NA No data available

Horse/Jockey Name	OBI/Kayla Crowther
Finish Rank	8
Fastest Section Time (Section)	0:11.01 (L800)
Top Speed [km/h] (Section)	67.8 (Overall)
Race State	Finished



Thomas Farms RC Murray Bridge SA - Professional

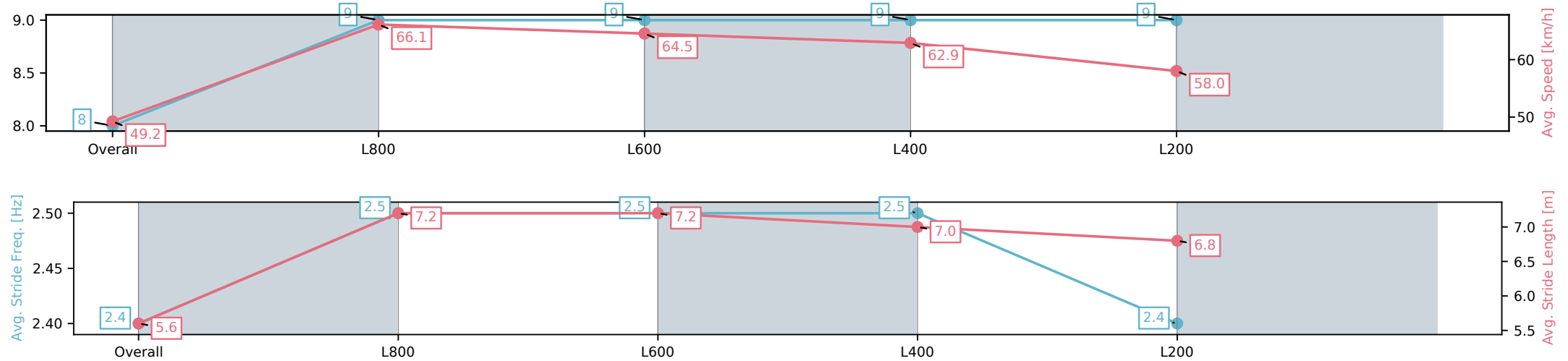
Race 5: Adelaide Galvanising Industries Supports SA
Racing Benchmark 62 Handicap - 1000m



30 April 2025 - 2:30PM

Track Rating: Good 4, Weather: Overcast, Rail Position: +7m 1200m
Chute, +10m Remainder

Section	Overall	L800	L600	L400	L200
Section Times	1:00.74[8] (0:14.65)	0:46.09[9] (0:11.01)	0:35.08[9] (0:11.23)	0:23.85[9] (0:11.43)	0:12.42[9] (0:12.42)
Average Speed [km/h]	49.2	66.1	64.5	62.9	58.0
Top Speed [km/h]	67.8	67.6	66.0	65.8	60.8
Avg. Dist. to Rail [m]	2.8	3.0	1.7	5.3	7.4
Avg. Stride Freq. [Hz]	2.4	2.5	2.5	2.5	2.4
Avg. Stride Length [m]	5.6	7.2	7.2	7.0	6.8



[] Ranking at each section and finish
-:-:- No data available at this section
NA No data available

Horse/Jockey Name	SUMADARTSON/Jade Doyle
Finish Rank	9
Fastest Section Time (Section)	0:11.05 (L800)
Top Speed [km/h] (Section)	69.1 (Overall)
Race State	Finished



Thomas Farms RC Murray Bridge SA - Professional

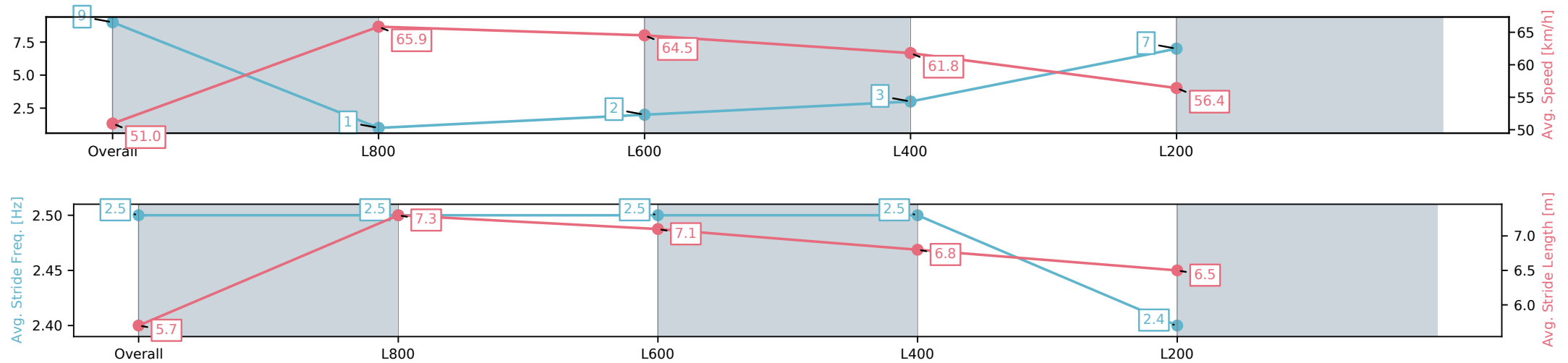
Race 5: Adelaide Galvanising Industries Supports SA
Racing Benchmark 62 Handicap - 1000m

30 April 2025 - 2:30PM

Track Rating: Good 4, Weather: Overcast, Rail Position: +7m 1200m
Chute, +10m Remainder



Section	Overall	L800	L600	L400	L200
Section Times	1:00.94[9] (0:14.17)	0:46.77[1] (0:11.05)	0:35.72[2] (0:11.33)	0:24.39[3] (0:11.65)	0:12.74[7] (0:12.74)
Average Speed [km/h]	51.0	65.9	64.5	61.8	56.4
Top Speed [km/h]	68.7	69.1	65.6	64.6	58.8
Avg. Dist. to Rail [m]	4.5	3.6	3.6	4.6	5.7
Avg. Stride Freq. [Hz]	2.5	2.5	2.5	2.5	2.4
Avg. Stride Length [m]	5.7	7.3	7.1	6.8	6.5



Horse/Jockey Name	STARTIDE/Rochelle Milnes
Finish Rank	10
Fastest Section Time (Section)	0:10.98 (L800)
Top Speed [km/h] (Section)	67.4 (Overall)
Race State	Finished



Thomas Farms RC Murray Bridge SA - Professional

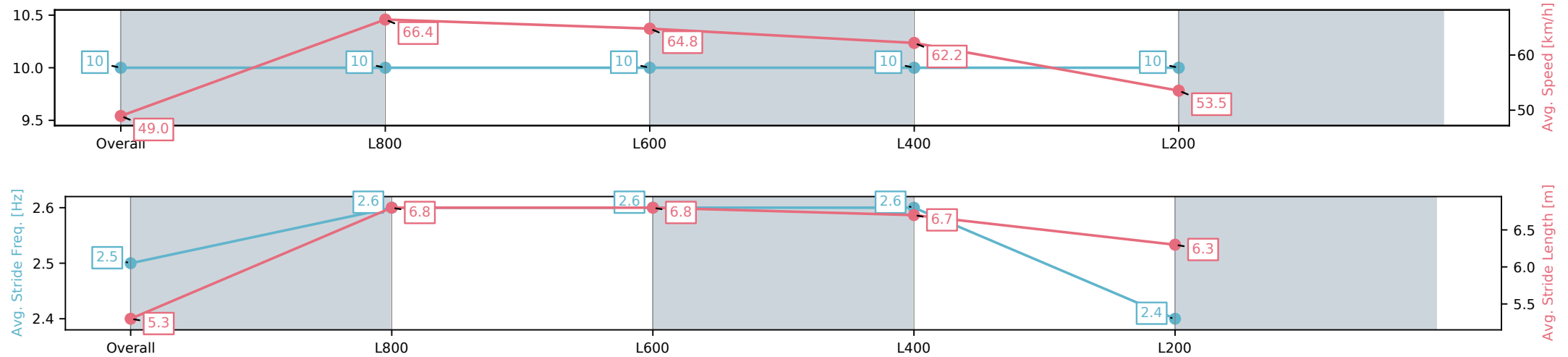
Race 5: Adelaide Galvanising Industries Supports SA
Racing Benchmark 62 Handicap - 1000m

30 April 2025 - 2:30PM

Track Rating: Good 4, Weather: Overcast, Rail Position: +7m 1200m
Chute, +10m Remainder



Section	Overall	L800	L600	L400	L200
Section Times	1:01.92[10] (0:14.74)	0:47.18[10] (0:10.98)	0:36.20[10] (0:11.17)	0:25.03[10] (0:11.57)	0:13.45[10] (0:13.45)
Average Speed [km/h]	49.0	66.4	64.8	62.2	53.5
Top Speed [km/h]	67.4	66.9	65.6	64.6	58.1
Avg. Dist. to Rail [m]	2.3	4.3	1.2	6.0	8.4
Avg. Stride Freq. [Hz]	2.5	2.6	2.6	2.6	2.4
Avg. Stride Length [m]	5.3	6.8	6.8	6.7	6.3



[] Ranking at each section and finish
-:-:- No data available at this section
NA No data available

Horse/Jockey Name	SQUAD/Caitlyn Munro
Finish Rank	11
Fastest Section Time (Section)	0:10.82 (L800)
Top Speed [km/h] (Section)	69.7 (Overall)
Race State	Finished



Thomas Farms RC Murray Bridge SA - Professional

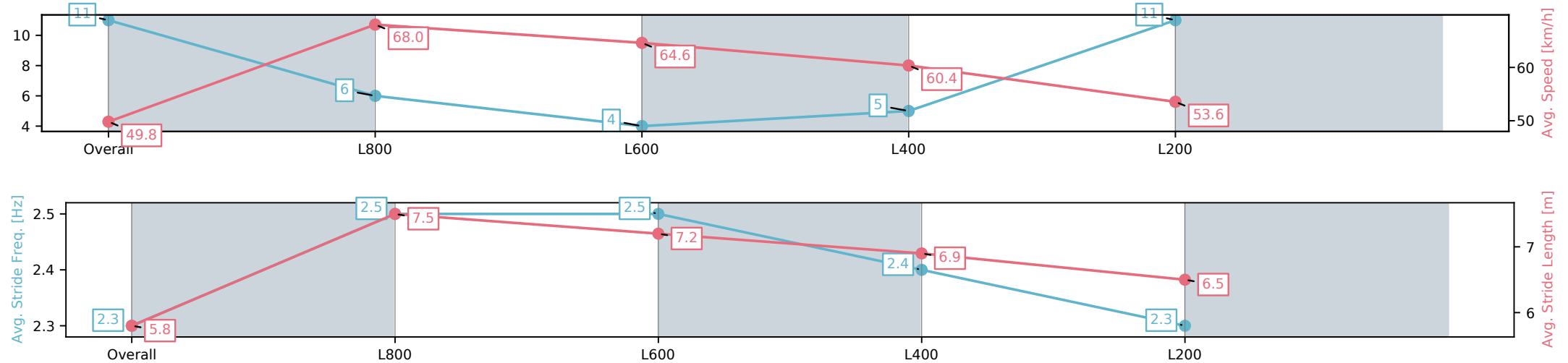
Race 5: Adelaide Galvanising Industries Supports SA
Racing Benchmark 62 Handicap - 1000m

30 April 2025 - 2:30PM

Track Rating: Good 4, Weather: Overcast, Rail Position: +7m 1200m
Chute, +10m Remainder



Section	Overall	L800	L600	L400	L200
Section Times	1:02.02[11] (0:14.48)	0:47.54[6] (0:10.82)	0:36.72[4] (0:11.35)	0:25.37[5] (0:11.94)	0:13.43[11] (0:13.43)
Average Speed [km/h]	49.8	68.0	64.6	60.4	53.6
Top Speed [km/h]	68.9	69.7	65.8	64.1	56.7
Avg. Dist. to Rail [m]	6.6	6.5	4.3	8.7	11.6
Avg. Stride Freq. [Hz]	2.3	2.5	2.5	2.4	2.3
Avg. Stride Length [m]	5.8	7.5	7.2	6.9	6.5



[] Ranking at each section and finish
-:-:- No data available at this section
NA No data available