



Thomas Farms RC Murray Bridge SA
Race 4: Carlton United Breweries Three-Year-Old Benchmark 60 Handicap - 1100m
30 April 2025 - 1:51PM



Track Rating: Good 4, Weather: Overcast, Rail Position: +7m 1200m Chute, +10m
Remainder

Section Field Times							Overall	L1000	L800	L600	L400	L200		
							1:06.00 (0:08.97)	0:57.03 (0:10.72)	0:46.31 (0:10.75)	0:35.56 (0:11.37)	0:24.19 (0:11.89)	0:12.30 (0:12.30)		
Position	#	Horse/Jockey	Barrier	Top Speed [km/h]	Fastest Section	First 400m							Margin	Distance Travelled From Winner [m]
1	5	PRANCETHRULIFE	11	69.1	0:10.76	0:25.48	1:06.00	0:56.71 [6]	0:45.95 [6]	0:34.91 [7]	0:23.66 [6]	0:12.23 [2]	1:06.00	
		Alan Lai		1200-1000	1000-800		(0:09.28)	(0:10.76)	(0:11.04)	(0:11.25)	(0:11.43)	(0:12.23)		
2	2	MURPH	10	69.2	0:10.76	0:25.68	1:06.10	0:56.70 [10]	0:45.94 [10]	0:34.91 [9]	0:23.60 [7]	0:12.18 [5]	0.59L	+2
		Zoe Lloyd		1200-1000	1000-800		(0:09.40)	(0:10.76)	(0:11.03)	(0:11.31)	(0:11.42)	(0:12.18)		
3	12	KERSEE	6	68.8	0:10.74	0:25.86	1:06.42	0:56.64 [12]	0:45.90 [12]	0:34.96 [12]	0:23.61 [11]	0:12.11 [10]	2.57L	-4
		Caitlyn Munro		1200-1000	1000-800		(0:09.78)	(0:10.74)	(0:10.94)	(0:11.35)	(0:11.50)	(0:12.11)		
4	13	LEGAL DRAMA	8	69.1	0:10.70	0:25.45	1:06.59	0:57.23 [9]	0:46.53 [7]	0:35.58 [6]	0:24.00 [9]	0:12.28 [11]	3.63L	-1
		Rochelle Milnes		1000-800	1000-800		(0:09.36)	(0:10.70)	(0:10.95)	(0:11.57)	(0:11.72)	(0:12.28)		
5	4	MOHITE	12	69.2	0:10.71	0:25.09	1:06.68	0:57.65 [2]	0:46.94 [2]	0:36.02 [2]	0:24.82 [2]	0:12.99 [1]	4.17L	+2
		Emily Finnegan		1000-800	1000-800		(0:09.03)	(0:10.71)	(0:10.92)	(0:11.20)	(0:11.83)	(0:12.99)		
6	9	SMASHING ACTION	9	68.7	0:10.78	0:25.26	1:06.71	0:57.54 [4]	0:46.76 [4]	0:35.75 [5]	0:24.50 [4]	0:12.70 [6]	4.34L	+3
		Todd Pannell		1200-1000	1000-800		(0:09.17)	(0:10.78)	(0:11.01)	(0:11.25)	(0:11.80)	(0:12.70)		
7	11	BELLENTIA	4	67.0	0:10.85	0:25.81	1:06.94	0:57.49 [11]	0:46.64 [11]	0:35.49 [11]	0:24.10 [12]	0:12.69 [8]	5.74L	-1
		Margaret Collett		1200-1000	1000-800		(0:09.45)	(0:10.85)	(0:11.15)	(0:11.39)	(0:11.41)	(0:12.69)		
8	10	AVANZO	5	68.5	0:10.84	0:25.57	1:06.99	0:57.68 [8]	0:46.84 [9]	0:35.85 [8]	0:24.49 [7]	0:12.84 [7]	6.05L	+1
		Jason Holder		1000-800	1000-800		(0:09.31)	(0:10.84)	(0:10.99)	(0:11.36)	(0:11.65)	(0:12.84)		
9	1	GINGER SINNER	1	68.7	0:10.89	0:25.62	1:07.10	0:57.85 [5]	0:46.96 [8]	0:35.86 [10]	0:24.45 [10]	0:12.65 [12]	6.77L	-2
		Stacey Metcalfe		1000-800	1000-800		(0:09.25)	(0:10.89)	(0:11.10)	(0:11.41)	(0:11.80)	(0:12.65)		
10	3	IN LOVE	3	69.7	0:10.72	0:24.97	1:07.26	0:58.30 [1]	0:47.58 [1]	0:36.83 [1]	0:25.46 [1]	0:13.44 [3]	7.73L	-2
		Taylor Johnstone		1000-800	1000-800		(0:08.96)	(0:10.72)	(0:10.75)	(0:11.37)	(0:12.02)	(0:13.44)		

Scratched: The Sprinkler (#7)

Report Created: Wed 30 April 2025 15:29:21 GMT+10 (Note: Timing is based on positional data)

Page 1/14

[] Position in running at each section and finish
-:-:- No data available at this section
NA No data available
█ Background shading for fastest section

Saddle cloth number
DNF Did not finish
DNT Did not track



Thomas Farms RC Murray Bridge SA
Race 4: Carlton United Breweries Three-Year-Old Benchmark 60 Handicap - 1100m
30 April 2025 - 1:51PM



Track Rating: Good 4, Weather: Overcast, Rail Position: +7m 1200m Chute, +10m Remainder

Section

Field Times

Overall	L1000	L800	L600	L400	L200
1:06.00	0:57.03	0:46.31	0:35.56	0:24.19	0:12.30
(0:08.97)	(0:10.72)	(0:10.75)	(0:11.37)	(0:11.89)	(0:12.30)

Position	#	Horse/Jockey	Barrier	Top Speed [km/h]	Fastest Section	First 400m							Margin	Distance Travelled From Winner [m]
11	6	EFFUSIV	7	69.5	0:10.76	0:25.13	1:07.42	0:58.32 [3]	0:47.56 [3]	0:36.72 [3]	0:25.41 [3]	0:13.54 [4]	8.72L	+1
		Lachlan Neindorf		1000-800	1000-800		(0:09.10)	(0:10.76)	(0:10.84)	(0:11.31)	(0:11.87)	(0:13.54)		
12	8	HARD LEAF	2	68.6	0:10.69	0:25.36	1:07.50	0:58.20 [7]	0:47.51 [5]	0:36.58 [4]	0:25.19 [5]	0:13.24 [9]	9.18L	-3
		Monika Wolanin		1200-1000	1000-800		(0:09.30)	(0:10.69)	(0:10.93)	(0:11.39)	(0:11.95)	(0:13.24)		

Scratched: The Sprinkler (#7)

- | | | | |
|---------|--|-----|---------------------|
| [] | Position in running at each section and finish | # | Saddle cloth number |
| -:--:-- | No data available at this section | DNF | Did not finish |
| NA | No data available | DNT | Did not track |
| ■ | Background shading for fastest section | | |

Horse/Jockey Name	PRANCETHRULIFE/Alan Lai
Finish Rank	1
Fastest Section Time (Section)	0:10.76 (L1000)
Top Speed [km/h] (Section)	69.1 (Overall)
Race State	Finished



Thomas Farms RC Murray Bridge SA - Professional

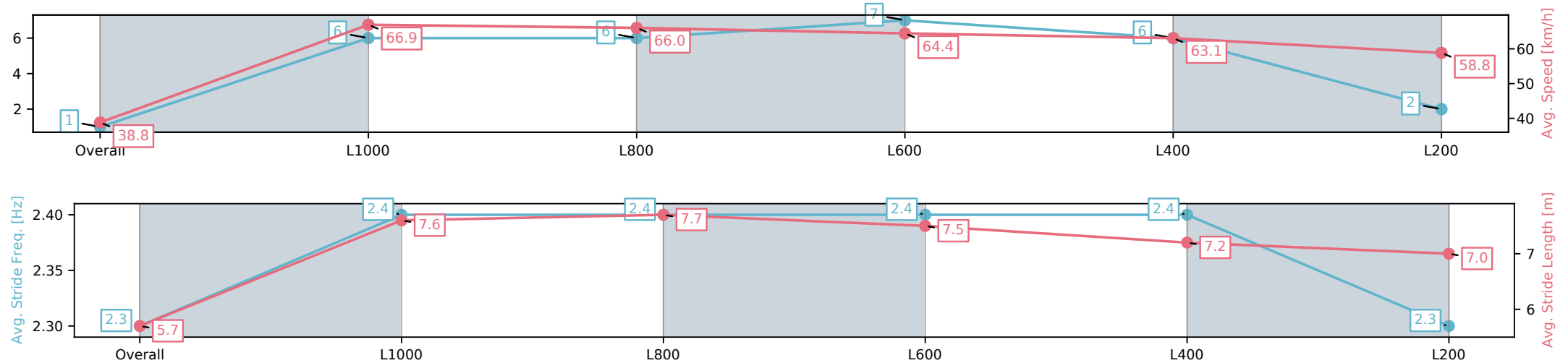
Race 4: Carlton United Breweries Three-Year-Old
Benchmark 60 Handicap - 1100m

30 April 2025 - 1:51PM

Track Rating: Good 4, Weather: Overcast, Rail Position: +7m 1200m
Chute, +10m Remainder



Section	Overall	L1000	L800	L600	L400	L200
Section Times	1:06.00[1] (0:09.28)	0:56.71[6] (0:10.76)	0:45.95[6] (0:11.04)	0:34.91[7] (0:11.25)	0:23.66[6] (0:11.43)	0:12.23[2] (0:12.23)
Average Speed [km/h]	38.8	66.9	66.0	64.4	63.1	58.8
Top Speed [km/h]	64.0	69.1	67.9	65.4	64.7	61.5
Avg. Dist. to Rail [m]	7.4	1.9	3.9	2.1	5.9	4.4
Avg. Stride Freq. [Hz]	2.3	2.4	2.4	2.4	2.4	2.3
Avg. Stride Length [m]	5.7	7.6	7.7	7.5	7.2	7.0



[] Ranking at each section and finish
-:-:- No data available at this section
NA No data available

Horse/Jockey Name	MURPH/Zoe Lloyd
Finish Rank	2
Fastest Section Time (Section)	0:10.76 (L1000)
Top Speed [km/h] (Section)	69.2 (Overall)
Race State	Finished



Thomas Farms RC Murray Bridge SA - Professional

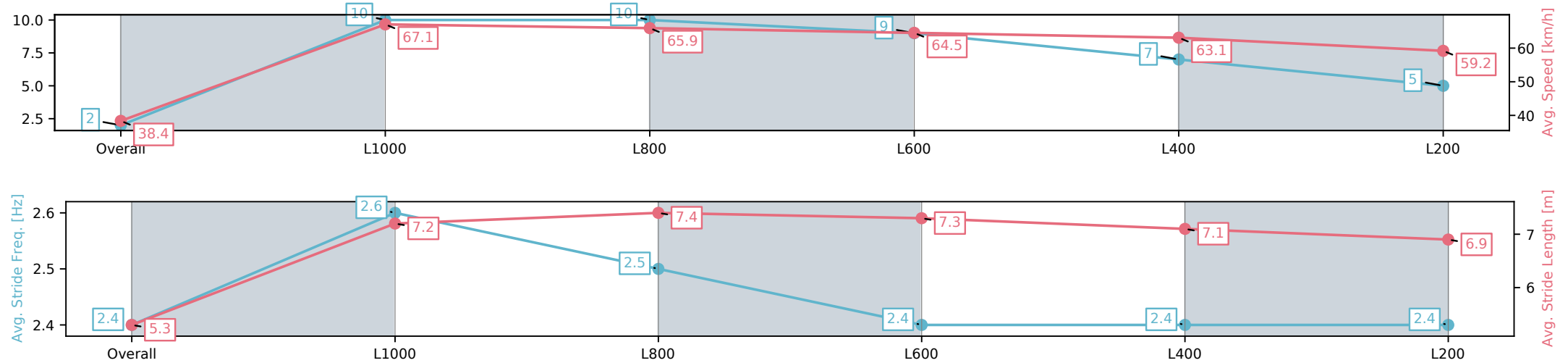
Race 4: Carlton United Breweries Three-Year-Old
Benchmark 60 Handicap - 1100m

30 April 2025 - 1:51PM

Track Rating: Good 4, Weather: Overcast, Rail Position: +7m 1200m
Chute, +10m Remainder



Section	Overall	L1000	L800	L600	L400	L200
Section Times	1:06.10[2] (0:09.40)	0:56.70[10] (0:10.76)	0:45.94[10] (0:11.03)	0:34.91[9] (0:11.31)	0:23.60[7] (0:11.42)	0:12.18[5] (0:12.18)
Average Speed [km/h]	38.4	67.1	65.9	64.5	63.1	59.2
Top Speed [km/h]	64.9	69.2	67.4	66.1	65.0	62.5
Avg. Dist. to Rail [m]	6.8	1.1	3.9	3.3	7.9	6.7
Avg. Stride Freq. [Hz]	2.4	2.6	2.5	2.4	2.4	2.4
Avg. Stride Length [m]	5.3	7.2	7.4	7.3	7.1	6.9



[] Ranking at each section and finish
-:-:- No data available at this section
NA No data available

Horse/Jockey Name	KERSEE/Caitlyn Munro
Finish Rank	3
Fastest Section Time (Section)	0:10.74 (L1000)
Top Speed [km/h] (Section)	68.8 (Overall)
Race State	Finished



Thomas Farms RC Murray Bridge SA - Professional

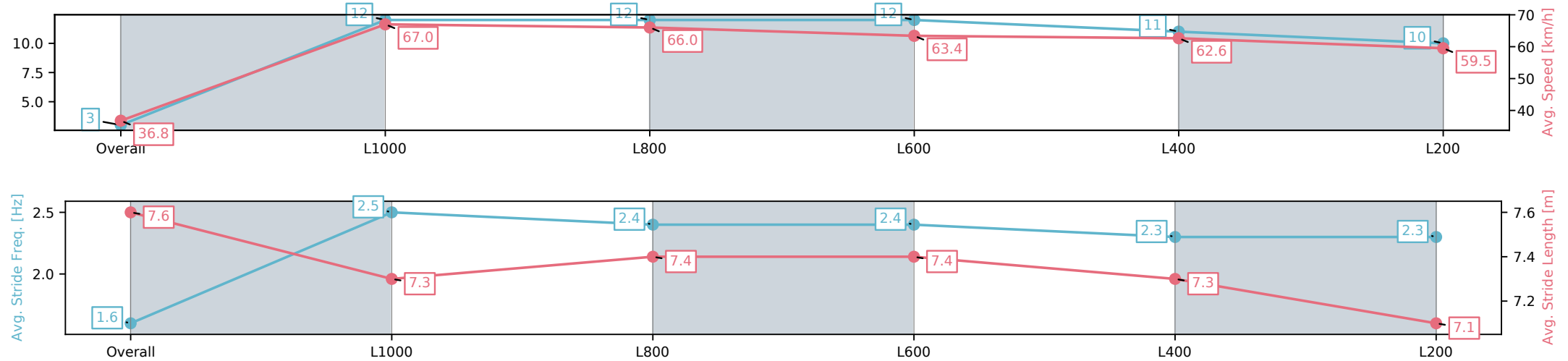
Race 4: Carlton United Breweries Three-Year-Old
Benchmark 60 Handicap - 1100m

30 April 2025 - 1:51PM

Track Rating: Good 4, Weather: Overcast, Rail Position: +7m 1200m
Chute, +10m Remainder



Section	Overall	L1000	L800	L600	L400	L200
Section Times	1:06.42[3] (0:09.78)	0:56.64[12] (0:10.74)	0:45.90[12] (0:10.94)	0:34.96[12] (0:11.35)	0:23.61[11] (0:11.50)	0:12.11[10] (0:12.11)
Average Speed [km/h]	36.8	67.0	66.0	63.4	62.6	59.5
Top Speed [km/h]	64.4	68.8	68.6	65.1	64.1	62.1
Avg. Dist. to Rail [m]	21.0	0.8	1.2	1.9	7.1	7.6
Avg. Stride Freq. [Hz]	1.6	2.5	2.4	2.4	2.3	2.3
Avg. Stride Length [m]	7.6	7.3	7.4	7.4	7.3	7.1



[] Ranking at each section and finish
-:-:- No data available at this section
NA No data available

Horse/Jockey Name	LEGAL DRAMA/Rochelle Milnes
Finish Rank	4
Fastest Section Time (Section)	0:10.70 (L1000)
Top Speed [km/h] (Section)	69.1 (L1000)
Race State	Finished



Thomas Farms RC Murray Bridge SA - Professional

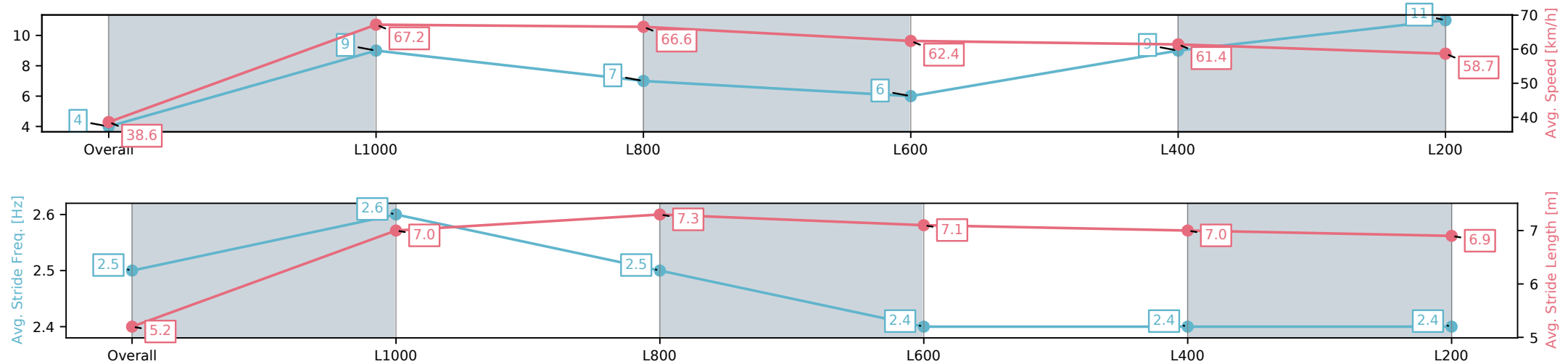
Race 4: Carlton United Breweries Three-Year-Old
Benchmark 60 Handicap - 1100m

30 April 2025 - 1:51PM

Track Rating: Good 4, Weather: Overcast, Rail Position: +7m 1200m
Chute, +10m Remainder



Section	Overall	L1000	L800	L600	L400	L200
Section Times	1:06.59[4] (0:09.36)	0:57.23[9] (0:10.70)	0:46.53[7] (0:10.95)	0:35.58[6] (0:11.57)	0:24.00[9] (0:11.72)	0:12.28[11] (0:12.28)
Average Speed [km/h]	38.6	67.2	66.6	62.4	61.4	58.7
Top Speed [km/h]	64.3	68.9	69.1	64.2	62.8	61.4
Avg. Dist. to Rail [m]	5.0	0.7	3.5	1.1	2.8	3.0
Avg. Stride Freq. [Hz]	2.5	2.6	2.5	2.4	2.4	2.4
Avg. Stride Length [m]	5.2	7.0	7.3	7.1	7.0	6.9



[] Ranking at each section and finish
-:-:- No data available at this section
NA No data available

Horse/Jockey Name	MOHITE/Emily Finnegan
Finish Rank	5
Fastest Section Time (Section)	0:10.71 (L1000)
Top Speed [km/h] (Section)	69.2 (L1000)
Race State	Finished



Thomas Farms RC Murray Bridge SA - Professional

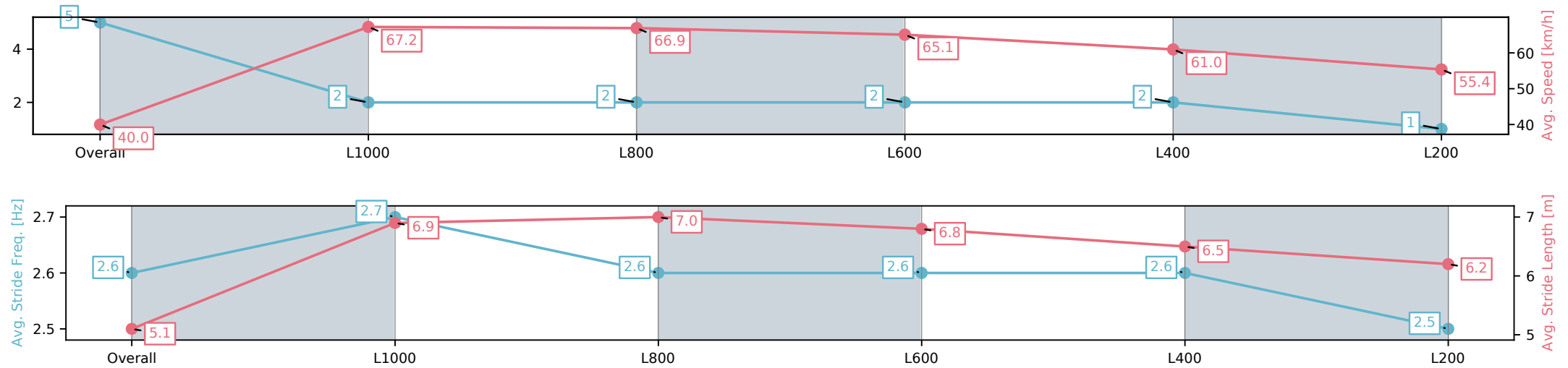
Race 4: Carlton United Breweries Three-Year-Old
Benchmark 60 Handicap - 1100m

30 April 2025 - 1:51PM

Track Rating: Good 4, Weather: Overcast, Rail Position: +7m 1200m
Chute, +10m Remainder



Section	Overall	L1000	L800	L600	L400	L200
Section Times	1:06.68[5] (0:09.03)	0:57.65[2] (0:10.71)	0:46.94[2] (0:10.92)	0:36.02[2] (0:11.20)	0:24.82[2] (0:11.83)	0:12.99[1] (0:12.99)
Average Speed [km/h]	40.0	67.2	66.9	65.1	61.0	55.4
Top Speed [km/h]	64.3	69.2	69.2	66.9	63.9	58.6
Avg. Dist. to Rail [m]	9.1	4.1	4.3	3.4	5.2	3.1
Avg. Stride Freq. [Hz]	2.6	2.7	2.6	2.6	2.6	2.5
Avg. Stride Length [m]	5.1	6.9	7.0	6.8	6.5	6.2



[] Ranking at each section and finish
-:-:- No data available at this section
NA No data available

Horse/Jockey Name	SMASHING ACTION/Todd Pannell
Finish Rank	6
Fastest Section Time (Section)	0:10.78 (L1000)
Top Speed [km/h] (Section)	68.7 (Overall)
Race State	Finished



Thomas Farms RC Murray Bridge SA - Professional

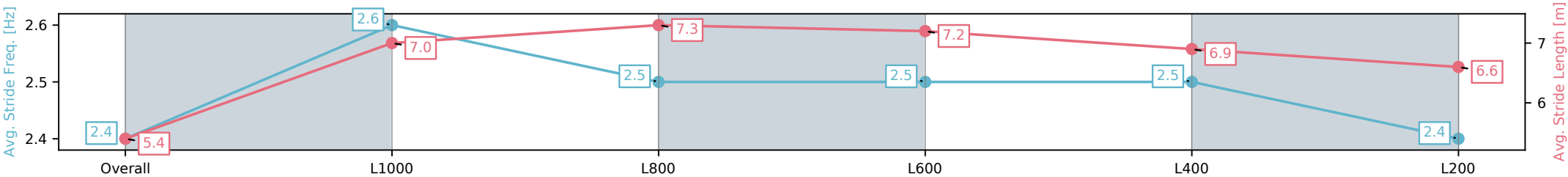
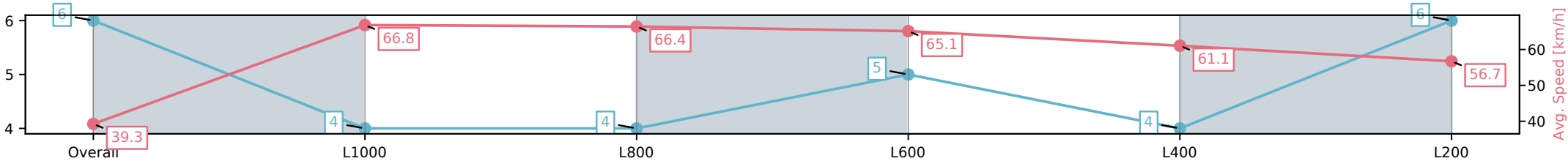
Race 4: Carlton United Breweries Three-Year-Old
Benchmark 60 Handicap - 1100m

30 April 2025 - 1:51PM

Track Rating: Good 4, Weather: Overcast, Rail Position: +7m 1200m
Chute, +10m Remainder



Section	Overall	L1000	L800	L600	L400	L200
Section Times	1:06.71[6] (0:09.17)	0:57.54[4] (0:10.78)	0:46.76[4] (0:11.01)	0:35.75[5] (0:11.25)	0:24.50[4] (0:11.80)	0:12.70[6] (0:12.70)
Average Speed [km/h]	39.3	66.8	66.4	65.1	61.1	56.7
Top Speed [km/h]	63.7	68.7	68.6	66.4	64.4	59.9
Avg. Dist. to Rail [m]	5.8	2.0	4.6	4.2	6.6	6.3
Avg. Stride Freq. [Hz]	2.4	2.6	2.5	2.5	2.5	2.4
Avg. Stride Length [m]	5.4	7.0	7.3	7.2	6.9	6.6



- [] Ranking at each section and finish
- :-:- No data available at this section
- NA No data available

Horse/Jockey Name	BELLENTIA/Margaret Collett
Finish Rank	7
Fastest Section Time (Section)	0:10.85 (L1000)
Top Speed [km/h] (Section)	67.0 (Overall)
Race State	Finished



Thomas Farms RC Murray Bridge SA - Professional

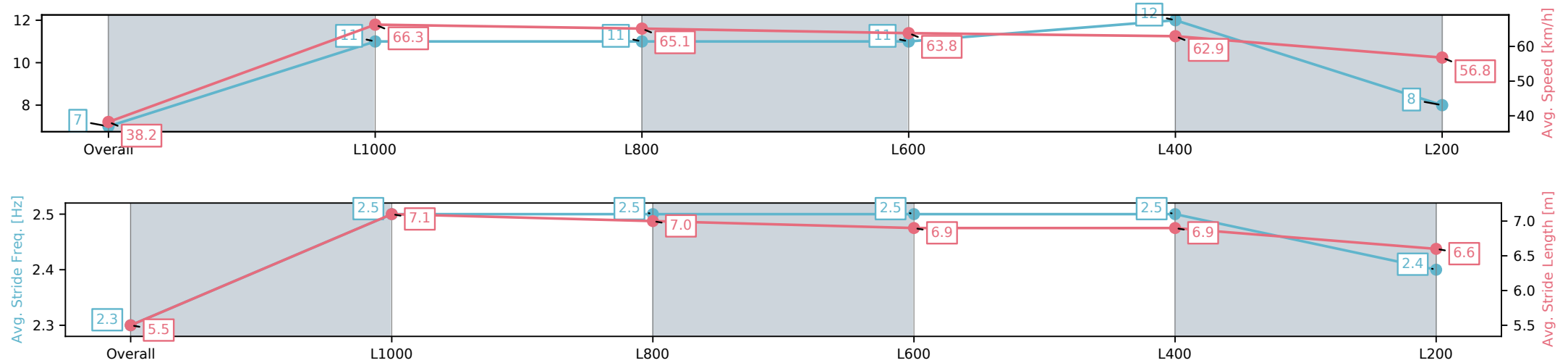
Race 4: Carlton United Breweries Three-Year-Old
Benchmark 60 Handicap - 1100m

30 April 2025 - 1:51PM

Track Rating: Good 4, Weather: Overcast, Rail Position: +7m 1200m
Chute, +10m Remainder



Section	Overall	L1000	L800	L600	L400	L200
Section Times	1:06.94[7] (0:09.45)	0:57.49[11] (0:10.85)	0:46.64[11] (0:11.15)	0:35.49[11] (0:11.39)	0:24.10[12] (0:11.41)	0:12.69[8] (0:12.69)
Average Speed [km/h]	38.2	66.3	65.1	63.8	62.9	56.8
Top Speed [km/h]	66.1	67.0	66.3	64.2	63.9	61.0
Avg. Dist. to Rail [m]	2.2	1.1	2.4	2.5	6.2	6.9
Avg. Stride Freq. [Hz]	2.3	2.5	2.5	2.5	2.5	2.4
Avg. Stride Length [m]	5.5	7.1	7.0	6.9	6.9	6.6



[] Ranking at each section and finish
-:-:- No data available at this section
NA No data available

Horse/Jockey Name	AVANZO/Jason Holder
Finish Rank	8
Fastest Section Time (Section)	0:10.84 (L1000)
Top Speed [km/h] (Section)	68.5 (L1000)
Race State	Finished



Thomas Farms RC Murray Bridge SA - Professional

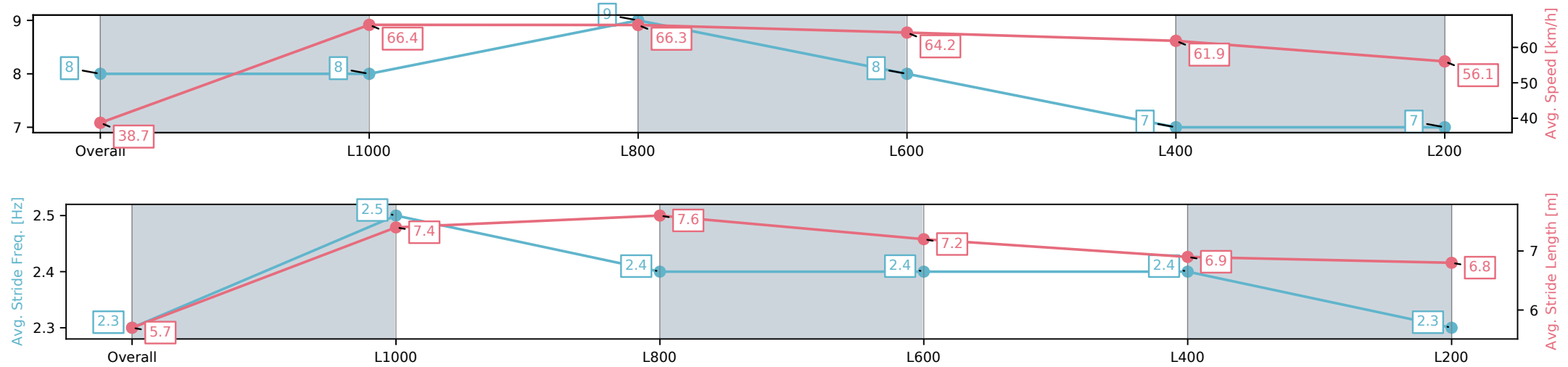
Race 4: Carlton United Breweries Three-Year-Old
Benchmark 60 Handicap - 1100m

30 April 2025 - 1:51PM

Track Rating: Good 4, Weather: Overcast, Rail Position: +7m 1200m
Chute, +10m Remainder



Section	Overall	L1000	L800	L600	L400	L200
Section Times	1:06.99[8] (0:09.31)	0:57.68[8] (0:10.84)	0:46.84[9] (0:10.99)	0:35.85[8] (0:11.36)	0:24.49[7] (0:11.65)	0:12.84[7] (0:12.84)
Average Speed [km/h]	38.7	66.4	66.3	64.2	61.9	56.1
Top Speed [km/h]	64.4	68.4	68.5	66.9	65.5	58.9
Avg. Dist. to Rail [m]	2.5	0.6	3.2	3.3	7.8	8.3
Avg. Stride Freq. [Hz]	2.3	2.5	2.4	2.4	2.4	2.3
Avg. Stride Length [m]	5.7	7.4	7.6	7.2	6.9	6.8



[] Ranking at each section and finish
-:-:- No data available at this section
NA No data available

Horse/Jockey Name	GINGER SINNER/Stacey Metcalfe
Finish Rank	9
Fastest Section Time (Section)	0:10.89 (L1000)
Top Speed [km/h] (Section)	68.7 (L1000)
Race State	Finished



Thomas Farms RC Murray Bridge SA - Professional

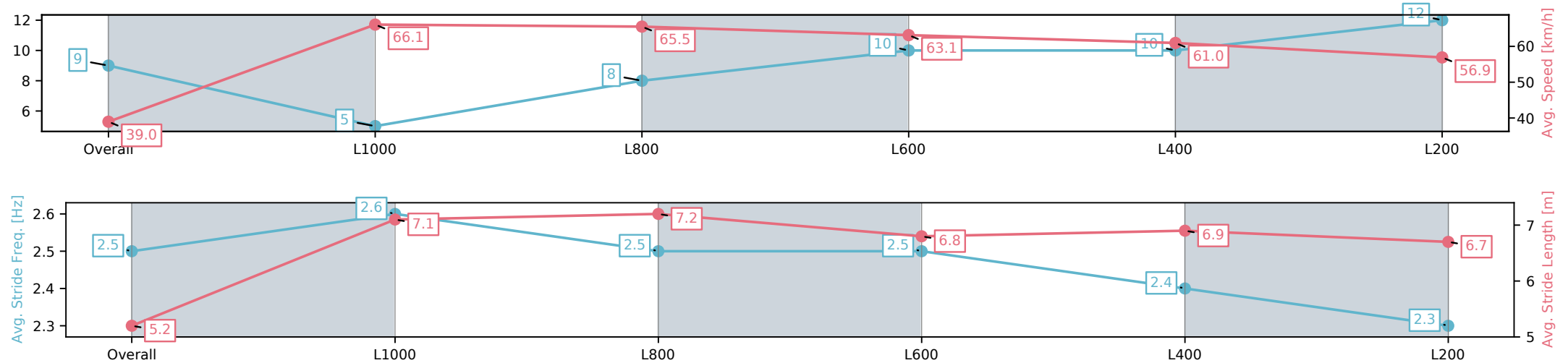
Race 4: Carlton United Breweries Three-Year-Old
Benchmark 60 Handicap - 1100m

30 April 2025 - 1:51PM

Track Rating: Good 4, Weather: Overcast, Rail Position: +7m 1200m
Chute, +10m Remainder



Section	Overall	L1000	L800	L600	L400	L200
Section Times	1:07.10[9] (0:09.25)	0:57.85[5] (0:10.89)	0:46.96[8] (0:11.10)	0:35.86[10] (0:11.41)	0:24.45[10] (0:11.80)	0:12.65[12] (0:12.65)
Average Speed [km/h]	39.0	66.1	65.5	63.1	61.0	56.9
Top Speed [km/h]	62.9	66.8	68.7	64.5	64.7	59.6
Avg. Dist. to Rail [m]	2.7	2.3	2.2	0.9	2.6	3.3
Avg. Stride Freq. [Hz]	2.5	2.6	2.5	2.5	2.4	2.3
Avg. Stride Length [m]	5.2	7.1	7.2	6.8	6.9	6.7



[] Ranking at each section and finish
-:-:- No data available at this section
NA No data available

Horse/Jockey Name	IN LOVE/Taylor Johnstone
Finish Rank	10
Fastest Section Time (Section)	0:10.72 (L1000)
Top Speed [km/h] (Section)	69.7 (L1000)
Race State	Finished



Thomas Farms RC Murray Bridge SA - Professional

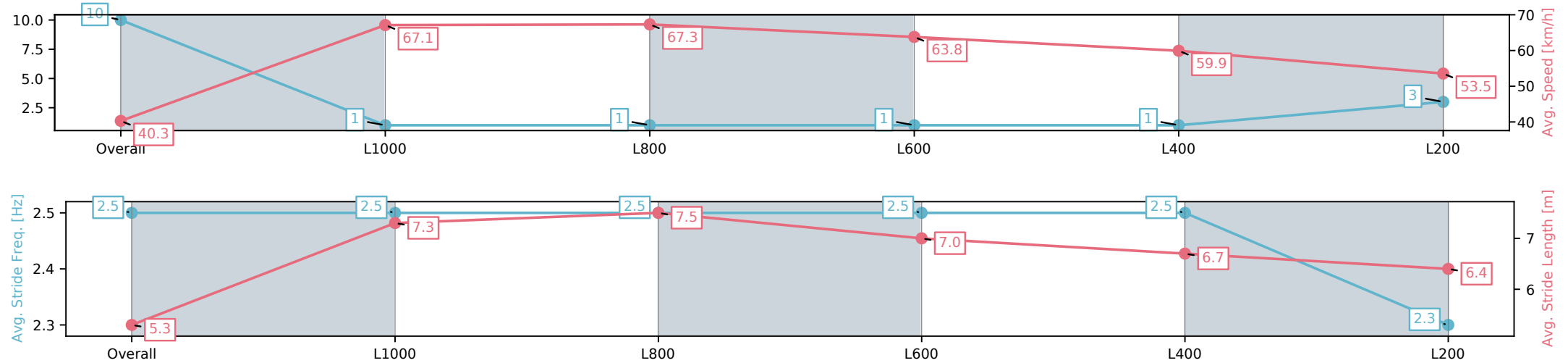
Race 4: Carlton United Breweries Three-Year-Old
Benchmark 60 Handicap - 1100m

30 April 2025 - 1:51PM

Track Rating: Good 4, Weather: Overcast, Rail Position: +7m 1200m
Chute, +10m Remainder



Section	Overall	L1000	L800	L600	L400	L200
Section Times	1:07.26[10] (0:08.96)	0:58.30[1] (0:10.72)	0:47.58[1] (0:10.75)	0:36.83[1] (0:11.37)	0:25.46[1] (0:12.02)	0:13.44[3] (0:13.44)
Average Speed [km/h]	40.3	67.1	67.3	63.8	59.9	53.5
Top Speed [km/h]	63.9	69.5	69.7	65.0	62.9	57.8
Avg. Dist. to Rail [m]	1.6	3.0	1.4	1.9	3.0	2.7
Avg. Stride Freq. [Hz]	2.5	2.5	2.5	2.5	2.5	2.3
Avg. Stride Length [m]	5.3	7.3	7.5	7.0	6.7	6.4



[] Ranking at each section and finish
-:-:- No data available at this section
NA No data available

Horse/Jockey Name	EFFUSIV/Lachlan Neindorf
Finish Rank	11
Fastest Section Time (Section)	0:10.76 (L1000)
Top Speed [km/h] (Section)	69.5 (L1000)
Race State	Finished



Thomas Farms RC Murray Bridge SA - Professional

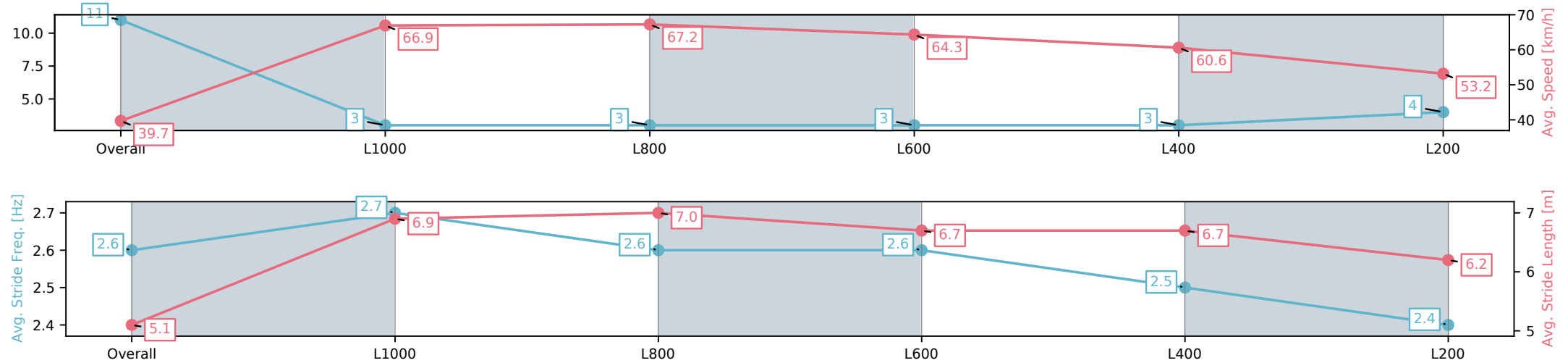
Race 4: Carlton United Breweries Three-Year-Old
Benchmark 60 Handicap - 1100m

30 April 2025 - 1:51PM

Track Rating: Good 4, Weather: Overcast, Rail Position: +7m 1200m
Chute, +10m Remainder



Section	Overall	L1000	L800	L600	L400	L200
Section Times	1:07.42[11] (0:09.10)	0:58.32[3] (0:10.76)	0:47.56[3] (0:10.84)	0:36.72[3] (0:11.31)	0:25.41[3] (0:11.87)	0:13.54[4] (0:13.54)
Average Speed [km/h]	39.7	66.9	67.2	64.3	60.6	53.2
Top Speed [km/h]	65.5	68.7	69.5	65.9	63.9	57.5
Avg. Dist. to Rail [m]	3.9	0.9	3.5	2.9	4.1	3.8
Avg. Stride Freq. [Hz]	2.6	2.7	2.6	2.6	2.5	2.4
Avg. Stride Length [m]	5.1	6.9	7.0	6.7	6.7	6.2



[] Ranking at each section and finish
-:-:- No data available at this section
NA No data available

Horse/Jockey Name	HARD LEAF/Monika Wolanin
Finish Rank	12
Fastest Section Time (Section)	0:10.69 (L1000)
Top Speed [km/h] (Section)	68.6 (Overall)
Race State	Finished



Thomas Farms RC Murray Bridge SA - Professional

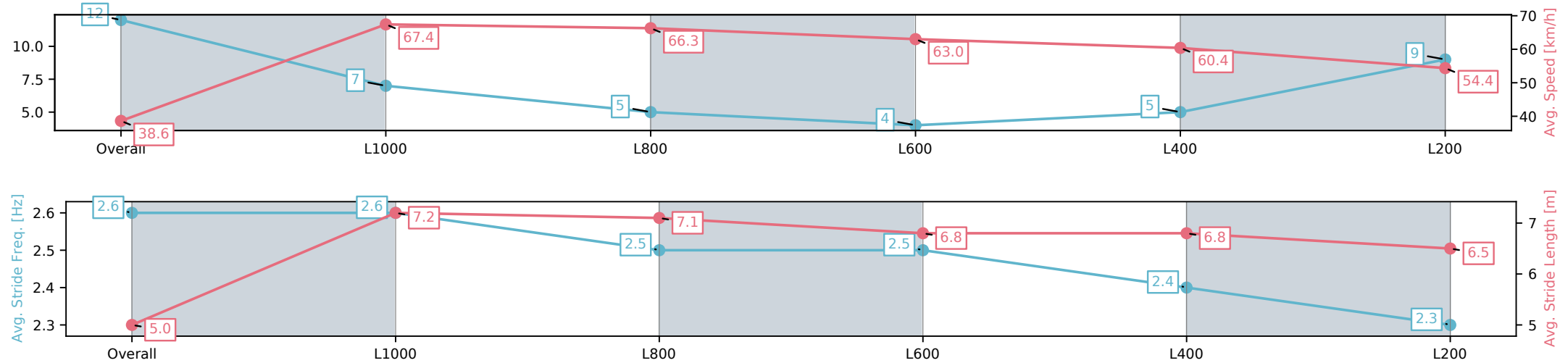
Race 4: Carlton United Breweries Three-Year-Old
Benchmark 60 Handicap - 1100m

30 April 2025 - 1:51PM

Track Rating: Good 4, Weather: Overcast, Rail Position: +7m 1200m
Chute, +10m Remainder



Section	Overall	L1000	L800	L600	L400	L200
Section Times	1:07.50[12] (0:09.30)	0:58.20[7] (0:10.69)	0:47.51[5] (0:10.93)	0:36.58[4] (0:11.39)	0:25.19[5] (0:11.95)	0:13.24[9] (0:13.24)
Average Speed [km/h]	38.6	67.4	66.3	63.0	60.4	54.4
Top Speed [km/h]	64.4	68.6	67.7	64.0	63.0	57.4
Avg. Dist. to Rail [m]	2.4	1.8	2.0	0.7	2.3	0.6
Avg. Stride Freq. [Hz]	2.6	2.6	2.5	2.5	2.4	2.3
Avg. Stride Length [m]	5.0	7.2	7.1	6.8	6.8	6.5



- [] Ranking at each section and finish
- :-:- No data available at this section
- NA No data available