



Thomas Farms RC Murray Bridge SA
Race 2: Fore + Flex Maiden Plate - 1400m
30 April 2025 - 12:50PM



Track Rating: Good 4, Weather: Overcast, Rail Position: +7m 1200m Chute, +10m
Remainder

Section Field Times							Overall 1:26.87 (0:14.92)	L1200 1:11.95 (0:10.94)	L1000 1:01.00 (0:12.06)	L800 0:48.94 (0:12.31)	L600 0:36.63 (0:12.00)	L400 0:24.63 (0:12.02)			
Position	#	Horse/Jockey	Barrier	Top Speed [km/h]	Fastest Section	First 400m									Distance Travelled From Winner [m]
1	6	MAPLEWAY Felicity Atkinson	6	65.8 1400-1200	0:11.12 1200-1000	0:26.23	1:26.87 (0:15.11)	1:11.76 [4] (0:11.12)	1:00.64 [4] (0:11.92)	0:48.72 [4] (0:12.27)	0:36.45 [3] (0:12.00)	0:24.45 [3] (0:11.84)			
2	8	ZIPPITY DOODAH Monika Wolanin	8	66.2 1400-1200	0:11.01 1200-1000	0:26.56	1:26.95 (0:15.55)	1:11.40 [9] (0:11.01)	1:00.39 [9] (0:11.75)	0:48.64 [5] (0:12.11)	0:36.53 [2] (0:11.97)	0:24.56 [2] (0:11.89)		+9	
3	5	EAGLE MOON Emily Finnegan	11	67.4 1400-1200	0:10.99 1200-1000	0:26.01	1:27.02 (0:15.02)	1:12.00 [2] (0:10.99)	1:01.01 [2] (0:11.91)	0:49.10 [1] (0:12.31)	0:36.79 [1] (0:12.00)	0:24.79 [1] (0:12.02)		+0	
4	13	DREAM BABY Justin Potter	14	69.1 1400-1200	0:10.94 1200-1000	0:25.86	1:27.07 (0:14.92)	1:12.15 [1] (0:10.94)	1:01.21 [1] (0:12.16)	0:49.05 [2] (0:12.47)	0:36.58 [6] (0:12.09)	0:24.49 [7] (0:11.86)		-2	
5	2	MIKKI TANGO Jason Holder	3	65.9 1400-1200	0:11.11 1200-1000	0:26.49	1:27.12 (0:15.38)	1:11.74 [6] (0:11.11)	1:00.63 [5] (0:11.92)	0:48.71 [7] (0:12.35)	0:36.36 [9] (0:11.94)	0:24.42 [10] (0:11.91)		-1	
6	17	FOXY FROST Anna Jordsjo	5	66.5 1400-1200	0:11.15 1200-1000	0:26.53	1:27.20 (0:15.38)	1:11.82 [7] (0:11.15)	1:00.67 [6] (0:11.89)	0:48.78 [8] (0:12.27)	0:36.51 [7] (0:11.84)	0:24.67 [6] (0:11.96)		-2	
7	11	PENNY BANG BANG Caitlyn Munro	9	67.2 1400-1200	0:11.13 1200-1000	0:26.53	1:27.31 (0:15.40)	1:11.91 [8] (0:11.13)	1:00.78 [7] (0:11.78)	0:49.00 [6] (0:12.13)	0:36.87 [5] (0:12.03)	0:24.84 [5] (0:11.93)		+2	
8	14	SPLASH OF WHITE Lachlan Neindorf	4	66.0 1400-1200	0:11.08 1200-1000	0:26.15	1:27.39 (0:15.07)	1:12.32 [3] (0:11.08)	1:01.24 [3] (0:11.91)	0:49.33 [3] (0:12.37)	0:36.96 [4] (0:12.01)	0:24.95 [4] (0:12.14)		-5	
9	4	CHARMING DEXTER Todd Pannell	7	65.2 1400-1200	0:11.24 1200-1000	0:26.56	1:27.46 (0:15.32)	1:12.14 [5] (0:11.24)	1:00.90 [8] (0:11.95)	0:48.95 [9] (0:12.20)	0:36.75 [8] (0:11.89)	0:24.86 [8] (0:11.97)		+6	
10	15	ZOUNORMOUS Jacob Opperman	10	65.5 1400-1200	0:11.17 1200-1000	0:26.99	1:27.48 (0:15.82)	1:11.66 [13] (0:11.17)	1:00.49 [11] (0:11.78)	0:48.71 [11] (0:12.01)	0:36.70 [10] (0:11.91)	0:24.79 [9] (0:11.91)		+6	

Scratched: Jandami (#1), Mister Hockey (#7), Miss Pantherlot (#10)

Report Created: Wed 30 April 2025 15:20:35 GMT+10 (Note: Timing is based on positional data)

Page 1/18

[] Position in running at each section and finish
-:-:- No data available at this section
NA No data available
█ Background shading for fastest section

Saddle cloth number
DNF Did not finish
DNT Did not track



Thomas Farms RC Murray Bridge SA
Race 2: Fore + Flex Maiden Plate - 1400m
30 April 2025 - 12:50PM



Track Rating: Good 4, Weather: Overcast, Rail Position: +7m 1200m Chute, +10m
Remainder

Section Field Times							Overall	L1200	L1000	L800	L600	L400			
							1:26.87 (0:14.92)	1:11.95 (0:10.94)	1:01.00 (0:12.06)	0:48.94 (0:12.31)	0:36.63 (0:12.00)	0:24.63 (0:12.02)			
Position	#	Horse/Jockey	Barrier	Top Speed [km/h]	Fastest Section	First 400m									Distance Travelled From Winner [m]
11	12	BRIMARVI ROSEMARIE	1	64.6	0:11.21	0:26.90	1:27.60	1:11.91 [10]	1:00.70 [10]	0:48.84 [10]	0:36.64 [11]	0:24.65 [11]		+2	
		Rochelle Milnes		1400-1200	1200-1000		(0:15.69)	(0:11.21)	(0:11.86)	(0:12.20)	(0:11.99)	(0:11.88)			
12	9	BLONDI'S BOMBSHELL	2	65.2	0:11.24	0:27.03	1:27.67	1:11.88 [12]	1:00.64 [12]	0:48.76 [12]	0:36.62 [12]	0:24.54 [13]		+3	
		Margaret Collett		1400-1200	1200-1000		(0:15.79)	(0:11.24)	(0:11.88)	(0:12.14)	(0:12.08)	(0:11.86)			
13	16	I AM RALPH	13	65.0	0:11.28	0:27.31	1:27.70	1:11.68 [14]	1:00.39 [14]	0:48.66 [13]	0:36.62 [13]	0:24.71 [12]		+1	
		Taylor Johnstone		1400-1200	1200-1000		(0:16.02)	(0:11.28)	(0:11.73)	(0:12.04)	(0:11.91)	(0:11.95)			
14	3	ALL TOO TRUE	12	64.8	0:11.43	0:27.18	1:28.14	1:12.39 [11]	1:00.96 [13]	0:48.98 [14]	0:36.76 [14]	0:24.95 [14]		+7	
		Callan Murray		1200-1000	1200-1000		(0:15.75)	(0:11.43)	(0:11.98)	(0:12.22)	(0:11.81)	(0:11.86)			

Scratched: Jandami (#1), Mister Hockey (#7), Miss Pantherlot (#10)



Thomas Farms RC Murray Bridge SA
Race 2: Fore + Flex Maiden Plate - 1400m
30 April 2025 - 12:50PM



Track Rating: Good 4, Weather: Overcast, Rail Position: +7m 1200m Chute, +10m
Remainder

Section
Field Times

L200
0:12.61
(0:12.61)

Position	#	Horse/Jockey	Barrier	Top Speed [km/h]	Fastest Section	First 400m	Margin							Distance Travelled From Winner [m]
1	6	MAPLEWAY	6	65.8	0:11.12	0:26.23	0:12.61 [2]	1:26.87						
		Felicity Atkinson		1400-1200	1200-1000		(0:12.61)							
2	8	ZIPPITY DOODAH	8	66.2	0:11.01	0:26.56	0:12.67 [3]	0.45L						+9
		Monika Wolanin		1400-1200	1200-1000		(0:12.67)							
3	5	EAGLE MOON	11	67.4	0:10.99	0:26.01	0:12.77 [1]	0.89L						+0
		Emily Finnegan		1400-1200	1200-1000		(0:12.77)							
4	13	DREAM BABY	14	69.1	0:10.94	0:25.86	0:12.63 [5]	1.18L						-2
		Justin Potter		1400-1200	1200-1000		(0:12.63)							
5	2	MIKKI TANGO	3	65.9	0:11.11	0:26.49	0:12.51 [10]	1.49L						-1
		Jason Holder		1400-1200	1200-1000		(0:12.51)							
6	17	FOXY FROST	5	66.5	0:11.15	0:26.53	0:12.71 [6]	1.91L						-2
		Anna Jordsjo		1400-1200	1200-1000		(0:12.71)							
7	11	PENNY BANG BANG	9	67.2	0:11.13	0:26.53	0:12.91 [4]	2.57L						+2
		Caitlyn Munro		1400-1200	1200-1000		(0:12.91)							
8	14	SPLASH OF WHITE	4	66.0	0:11.08	0:26.15	0:12.81 [8]	3.03L						-5
		Lachlan Neindorf		1400-1200	1200-1000		(0:12.81)							
9	4	CHARMING DEXTER	7	65.2	0:11.24	0:26.56	0:12.89 [7]	3.47L						+6
		Todd Pannell		1400-1200	1200-1000		(0:12.89)							
10	15	ZOUNORMOUS	10	65.5	0:11.17	0:26.99	0:12.88 [9]	3.57L						+6
		Jacob Opperman		1400-1200	1200-1000		(0:12.88)							

Scratched: Jandami (#1), Mister Hockey (#7), Miss Pantherlot (#10)

Report Created: Wed 30 April 2025 15:20:35 GMT+10 (Note: Timing is based on positional data)

Page 3/18

[] Position in running at each section and finish
-:--:-- No data available at this section
NA No data available
■ Background shading for fastest section

Saddle cloth number
DNF Did not finish
DNT Did not track



Thomas Farms RC Murray Bridge SA
Race 2: Fore + Flex Maiden Plate - 1400m
30 April 2025 - 12:50PM



Track Rating: Good 4, Weather: Overcast, Rail Position: +7m 1200m Chute, +10m
Remainder

Section
Field Times

L200
0:12.61
(0:12.61)

Position	#	Horse/Jockey	Barrier	Top Speed [km/h]	Fastest Section	First 400m	Margin							Distance Travelled From Winner [m]
11	12	BRIMARVI ROSEMARIE	1	64.6	0:11.21	0:26.90	0:12.77 [11]	4.3L						+2
		Rochelle Milnes		1400-1200	1200-1000		(0:12.77)							
12	9	BLONDI'S BOMBSHELL	2	65.2	0:11.24	0:27.03	0:12.68 [13]	4.67L						+3
		Margaret Collett		1400-1200	1200-1000		(0:12.68)							
13	16	I AM RALPH	13	65.0	0:11.28	0:27.31	0:12.76 [12]	4.88L						+1
		Taylor Johnstone		1400-1200	1200-1000		(0:12.76)							
14	3	ALL TOO TRUE	12	64.8	0:11.43	0:27.18	0:13.09 [14]	7.45L						+7
		Callan Murray		1200-1000	1200-1000		(0:13.09)							

Scratched: Jandami (#1), Mister Hockey (#7), Miss Pantherlot (#10)

Horse/Jockey Name	MAPLEWAY/Felicity Atkinson
Finish Rank	1
Fastest Section Time (Section)	0:11.12 (L1200)
Top Speed [km/h] (Section)	65.8 (Overall)
Race State	Finished



Thomas Farms RC Murray Bridge SA - Professional

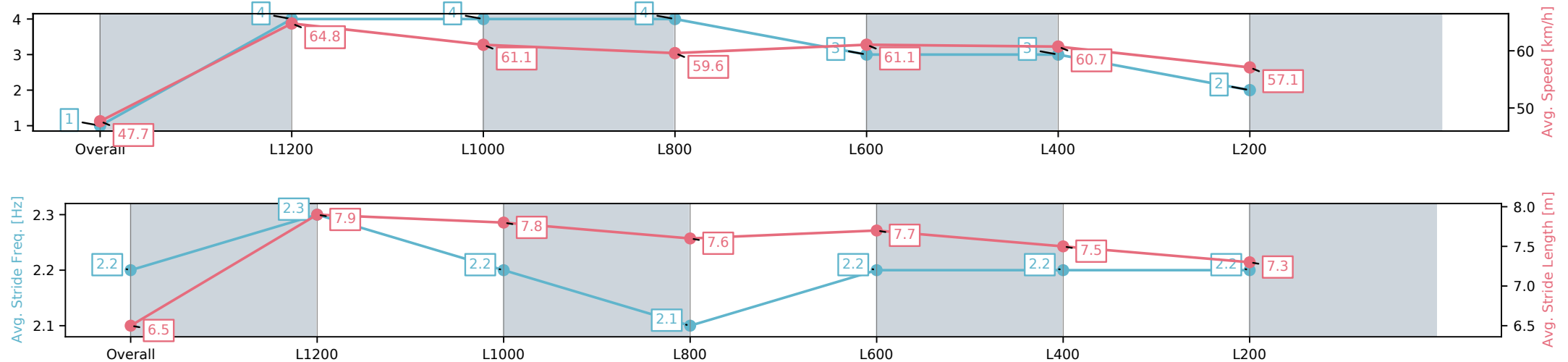
Race 2: Fore + Flex Maiden Plate - 1400m

30 April 2025 - 12:50PM

Track Rating: Good 4, Weather: Overcast, Rail Position: +7m 1200m
Chute, +10m Remainder



Section	Overall	L1200	L1000	L800	L600	L400	L200
Section Times	1:26.87[1] (0:15.11)	1:11.76[4] (0:11.12)	1:00.64[4] (0:11.92)	0:48.72[4] (0:12.27)	0:36.45[3] (0:12.00)	0:24.45[3] (0:11.84)	0:12.61[2] (0:12.61)
Average Speed [km/h]	47.7	64.8	61.1	59.6	61.1	60.7	57.1
Top Speed [km/h]	65.8	65.8	63.5	61.3	61.9	62.1	60.0
Avg. Dist. to Rail [m]	4.8	1.0	2.1	3.2	4.2	6.2	5.8
Avg. Stride Freq. [Hz]	2.2	2.3	2.2	2.1	2.2	2.2	2.2
Avg. Stride Length [m]	6.5	7.9	7.8	7.6	7.7	7.5	7.3



[] Ranking at each section and finish
-:-:- No data available at this section
NA No data available

Horse/Jockey Name	ZIPPITY DOODAH/Monika Wolanin
Finish Rank	2
Fastest Section Time (Section)	0:11.01 (L1200)
Top Speed [km/h] (Section)	66.2 (Overall)
Race State	Finished



Thomas Farms RC Murray Bridge SA - Professional

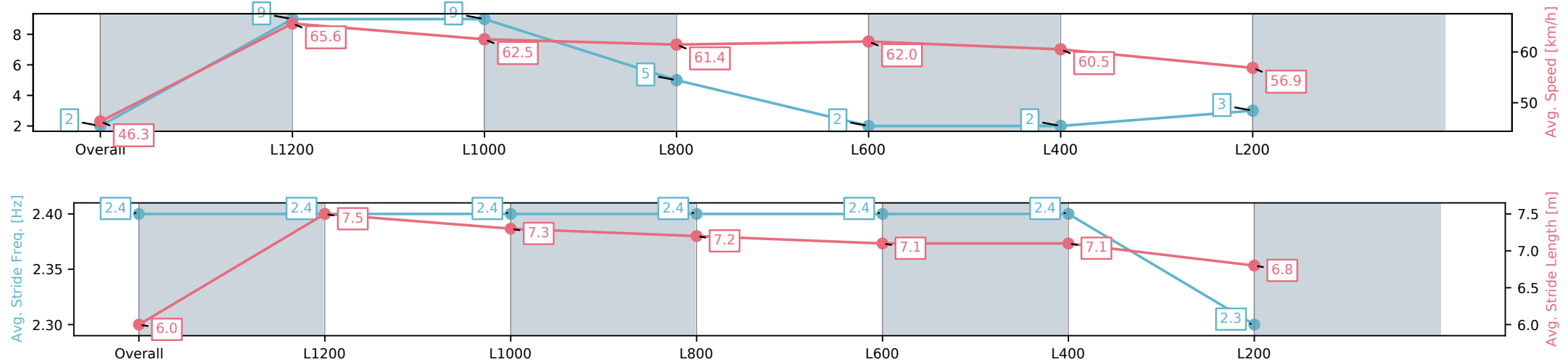
Race 2: Fore + Flex Maiden Plate - 1400m

30 April 2025 - 12:50PM

Track Rating: Good 4, Weather: Overcast, Rail Position: +7m 1200m
Chute, +10m Remainder



Section	Overall	L1200	L1000	L800	L600	L400	L200
Section Times	1:26.95[2] (0:15.55)	1:11.40[9] (0:11.01)	1:00.39[9] (0:11.75)	0:48.64[5] (0:12.11)	0:36.53[2] (0:11.97)	0:24.56[2] (0:11.89)	0:12.67[3] (0:12.67)
Average Speed [km/h]	46.3	65.6	62.5	61.4	62.0	60.5	56.9
Top Speed [km/h]	64.7	66.2	64.2	63.5	63.6	63.5	59.2
Avg. Dist. to Rail [m]	6.3	2.4	4.2	6.4	7.4	7.9	7.5
Avg. Stride Freq. [Hz]	2.4	2.4	2.4	2.4	2.4	2.4	2.3
Avg. Stride Length [m]	6.0	7.5	7.3	7.2	7.1	7.1	6.8



[] Ranking at each section and finish
-:-:- No data available at this section
NA No data available

Horse/Jockey Name	EAGLE MOON/Emily Finnegan
Finish Rank	3
Fastest Section Time (Section)	0:10.99 (L1200)
Top Speed [km/h] (Section)	67.4 (Overall)
Race State	Finished



Thomas Farms RC Murray Bridge SA - Professional

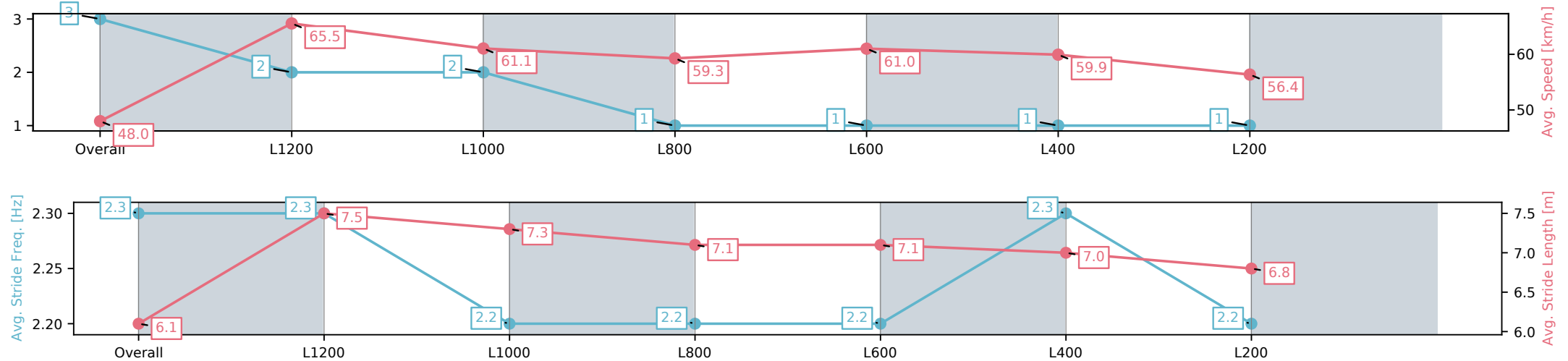
Race 2: Fore + Flex Maiden Plate - 1400m

30 April 2025 - 12:50PM

Track Rating: Good 4, Weather: Overcast, Rail Position: +7m 1200m
Chute, +10m Remainder



Section	Overall	L1200	L1000	L800	L600	L400	L200
Section Times	1:27.02[3] (0:15.02)	1:12.00[2] (0:10.99)	1:01.01[2] (0:11.91)	0:49.10[1] (0:12.31)	0:36.79[1] (0:12.00)	0:24.79[1] (0:12.02)	0:12.77[1] (0:12.77)
Average Speed [km/h]	48.0	65.5	61.1	59.3	61.0	59.9	56.4
Top Speed [km/h]	67.3	67.4	63.8	60.0	61.6	60.9	58.8
Avg. Dist. to Rail [m]	8.2	2.4	1.7	3.0	4.2	5.1	4.3
Avg. Stride Freq. [Hz]	2.3	2.3	2.2	2.2	2.2	2.3	2.2
Avg. Stride Length [m]	6.1	7.5	7.3	7.1	7.1	7.0	6.8



- [] Ranking at each section and finish
- :-:- No data available at this section
- NA No data available

Horse/Jockey Name	DREAM BABY/Justin Potter
Finish Rank	4
Fastest Section Time (Section)	0:10.94 (L1200)
Top Speed [km/h] (Section)	69.1 (Overall)
Race State	Finished



Thomas Farms RC Murray Bridge SA - Professional

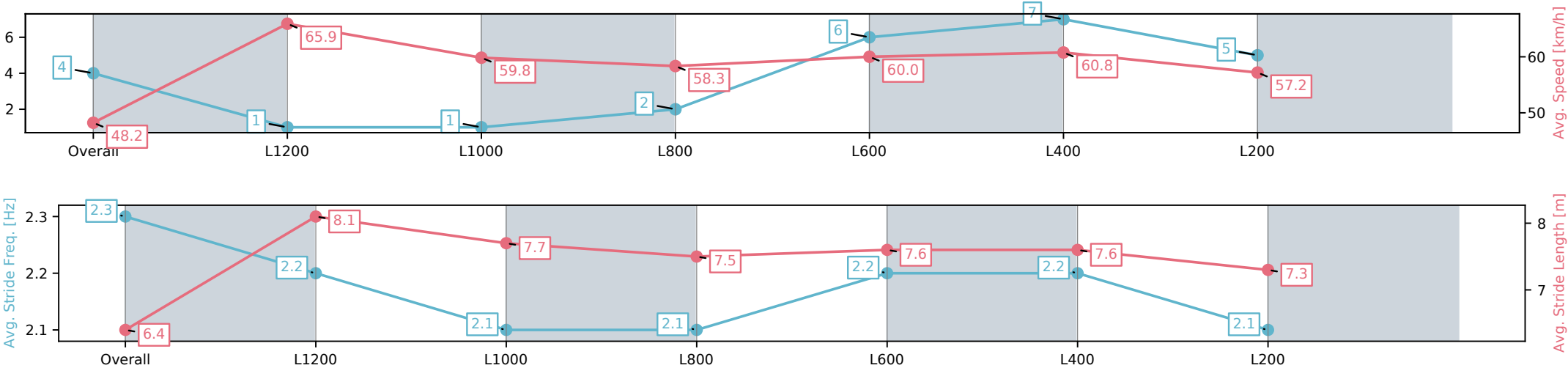
Race 2: Fore + Flex Maiden Plate - 1400m

30 April 2025 - 12:50PM

Track Rating: Good 4, Weather: Overcast, Rail Position: +7m 1200m
Chute, +10m Remainder



Section	Overall	L1200	L1000	L800	L600	L400	L200
Section Times	1:27.07[4] (0:14.92)	1:12.15[1] (0:10.94)	1:01.21[1] (0:12.16)	0:49.05[2] (0:12.47)	0:36.58[6] (0:12.09)	0:24.49[7] (0:11.86)	0:12.63[5] (0:12.63)
Average Speed [km/h]	48.2	65.9	59.8	58.3	60.0	60.8	57.2
Top Speed [km/h]	67.7	69.1	63.5	59.4	62.2	62.5	60.0
Avg. Dist. to Rail [m]	11.5	2.4	1.8	2.1	2.4	3.5	1.2
Avg. Stride Freq. [Hz]	2.3	2.2	2.1	2.1	2.2	2.2	2.1
Avg. Stride Length [m]	6.4	8.1	7.7	7.5	7.6	7.6	7.3



[] Ranking at each section and finish
-:-:- No data available at this section
NA No data available

Horse/Jockey Name	MIKKI TANGO/Jason Holder
Finish Rank	5
Fastest Section Time (Section)	0:11.11 (L1200)
Top Speed [km/h] (Section)	65.9 (Overall)
Race State	Finished



Thomas Farms RC Murray Bridge SA - Professional

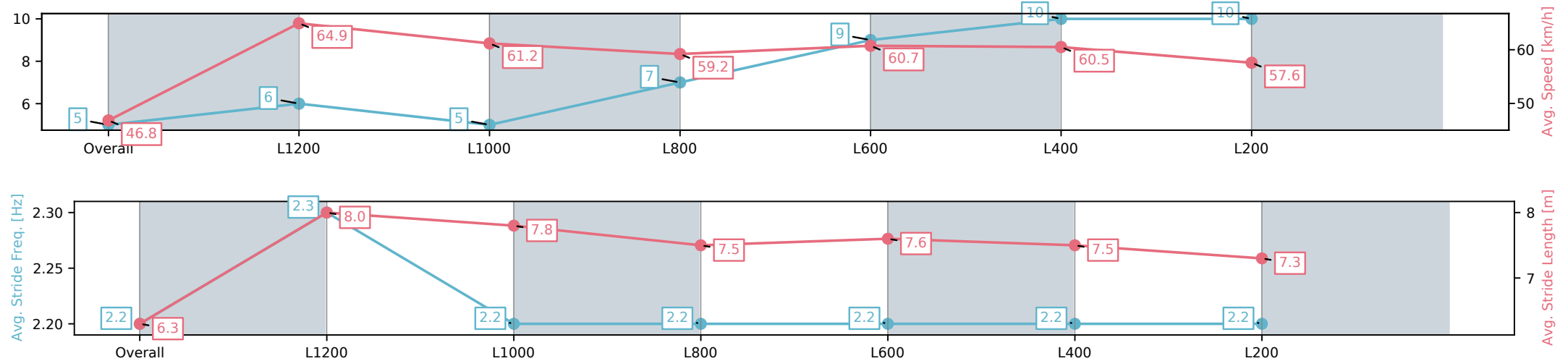
Race 2: Fore + Flex Maiden Plate - 1400m

30 April 2025 - 12:50PM

Track Rating: Good 4, Weather: Overcast, Rail Position: +7m 1200m
Chute, +10m Remainder



Section	Overall	L1200	L1000	L800	L600	L400	L200
Section Times	1:27.12[5] (0:15.38)	1:11.74[6] (0:11.11)	1:00.63[5] (0:11.92)	0:48.71[7] (0:12.35)	0:36.36[9] (0:11.94)	0:24.42[10] (0:11.91)	0:12.51[10] (0:12.51)
Average Speed [km/h]	46.8	64.9	61.2	59.2	60.7	60.5	57.6
Top Speed [km/h]	64.6	65.9	63.1	60.2	61.7	61.7	60.2
Avg. Dist. to Rail [m]	2.5	1.1	2.7	3.1	1.9	3.0	5.8
Avg. Stride Freq. [Hz]	2.2	2.3	2.2	2.2	2.2	2.2	2.2
Avg. Stride Length [m]	6.3	8.0	7.8	7.5	7.6	7.5	7.3



[] Ranking at each section and finish
-:-:- No data available at this section
NA No data available

Horse/Jockey Name	FOXY FROST/Anna Jordsjo
Finish Rank	6
Fastest Section Time (Section)	0:11.15 (L1200)
Top Speed [km/h] (Section)	66.5 (Overall)
Race State	Finished



Thomas Farms RC Murray Bridge SA - Professional

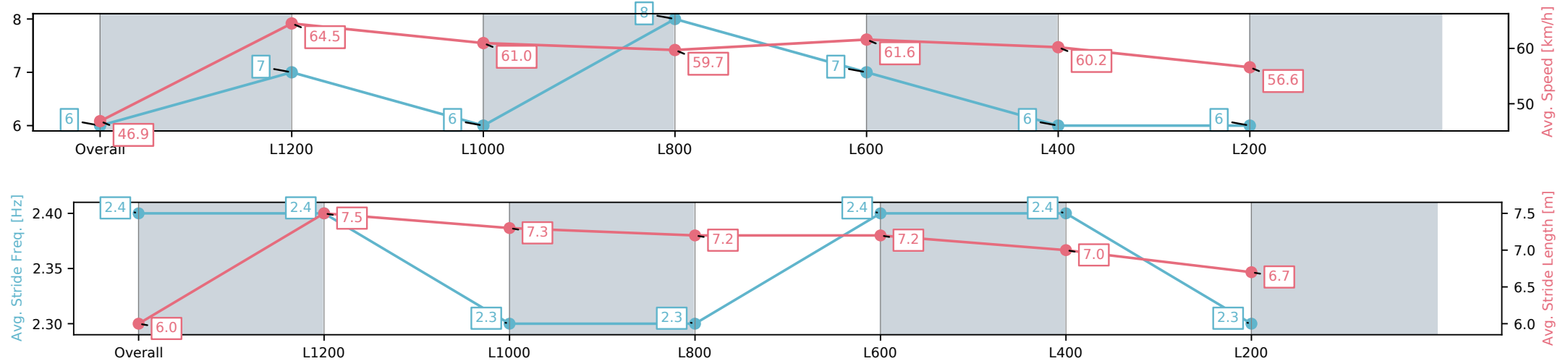
Race 2: Fore + Flex Maiden Plate - 1400m

30 April 2025 - 12:50PM

Track Rating: Good 4, Weather: Overcast, Rail Position: +7m 1200m
Chute, +10m Remainder



Section	Overall	L1200	L1000	L800	L600	L400	L200
Section Times	1:27.20[6] (0:15.38)	1:11.82[7] (0:11.15)	1:00.67[6] (0:11.89)	0:48.78[8] (0:12.27)	0:36.51[7] (0:11.84)	0:24.67[6] (0:11.96)	0:12.71[6] (0:12.71)
Average Speed [km/h]	46.9	64.5	61.0	59.7	61.6	60.2	56.6
Top Speed [km/h]	66.5	66.3	63.1	62.4	63.2	62.4	58.5
Avg. Dist. to Rail [m]	2.8	0.3	1.6	3.1	3.3	4.6	4.9
Avg. Stride Freq. [Hz]	2.4	2.4	2.3	2.3	2.4	2.4	2.3
Avg. Stride Length [m]	6.0	7.5	7.3	7.2	7.2	7.0	6.7



[] Ranking at each section and finish
-:-:- No data available at this section
NA No data available

Horse/Jockey Name	PENNY BANG BANG/Caitlyn Munro
Finish Rank	7
Fastest Section Time (Section)	0:11.13 (L1200)
Top Speed [km/h] (Section)	67.2 (Overall)
Race State	Finished



Thomas Farms RC Murray Bridge SA - Professional

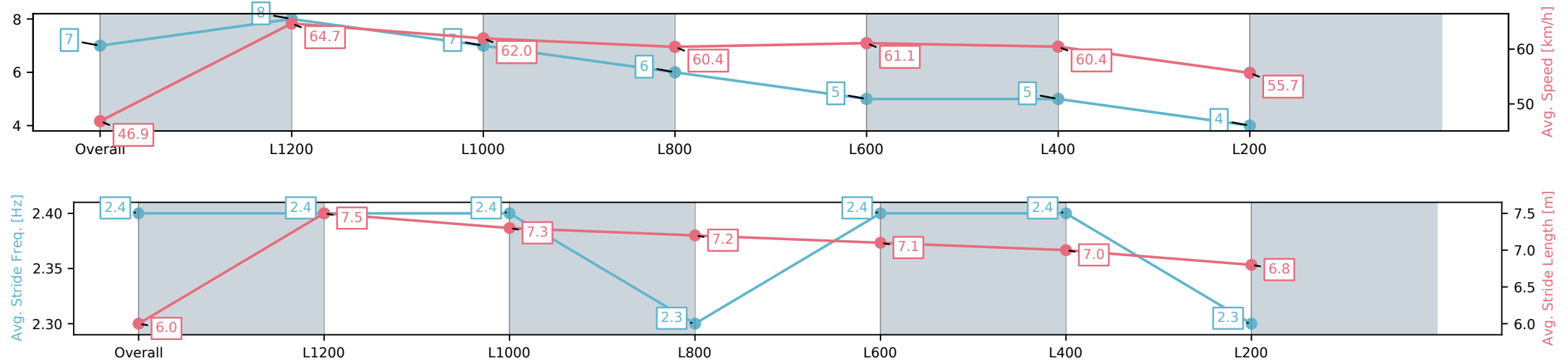
Race 2: Fore + Flex Maiden Plate - 1400m

30 April 2025 - 12:50PM

Track Rating: Good 4, Weather: Overcast, Rail Position: +7m 1200m
Chute, +10m Remainder



Section	Overall	L1200	L1000	L800	L600	L400	L200
Section Times	1:27.31[7] (0:15.40)	1:11.91[8] (0:11.13)	1:00.78[7] (0:11.78)	0:49.00[6] (0:12.13)	0:36.87[5] (0:12.03)	0:24.84[5] (0:11.93)	0:12.91[4] (0:12.91)
Average Speed [km/h]	46.9	64.7	62.0	60.4	61.1	60.4	55.7
Top Speed [km/h]	65.5	67.2	63.7	62.2	62.4	62.4	58.0
Avg. Dist. to Rail [m]	5.9	1.5	2.6	3.5	5.1	7.0	7.3
Avg. Stride Freq. [Hz]	2.4	2.4	2.4	2.3	2.4	2.4	2.3
Avg. Stride Length [m]	6.0	7.5	7.3	7.2	7.1	7.0	6.8



[] Ranking at each section and finish
-:-:- No data available at this section
NA No data available

Horse/Jockey Name	SPLASH OF WHITE/Lachlan Neindorf
Finish Rank	8
Fastest Section Time (Section)	0:11.08 (L1200)
Top Speed [km/h] (Section)	66.0 (Overall)
Race State	Finished



Thomas Farms RC Murray Bridge SA - Professional

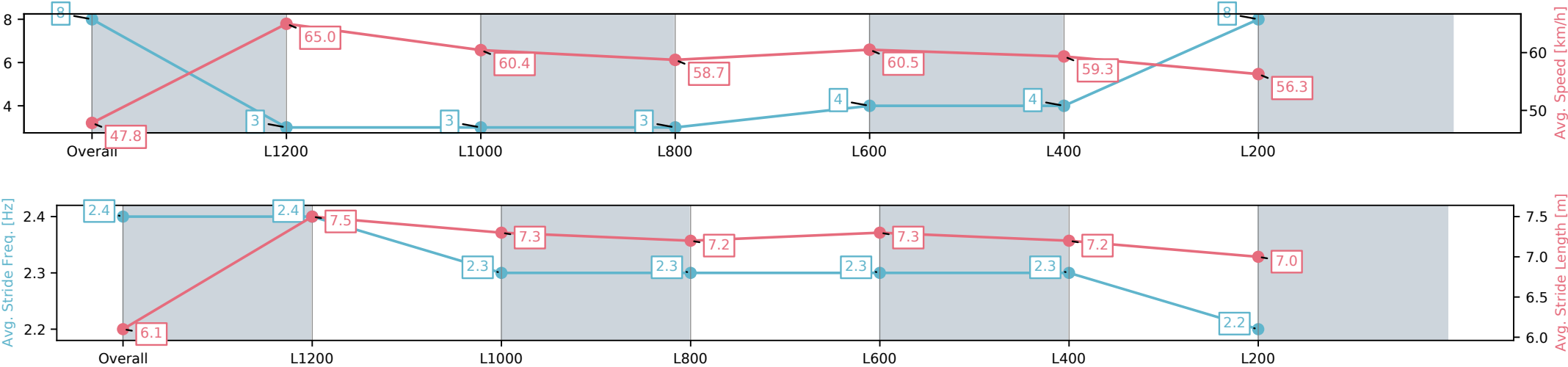
Race 2: Fore + Flex Maiden Plate - 1400m

30 April 2025 - 12:50PM

Track Rating: Good 4, Weather: Overcast, Rail Position: +7m 1200m
Chute, +10m Remainder



Section	Overall	L1200	L1000	L800	L600	L400	L200
Section Times	1:27.39[8] (0:15.07)	1:12.32[3] (0:11.08)	1:01.24[3] (0:11.91)	0:49.33[3] (0:12.37)	0:36.96[4] (0:12.01)	0:24.95[4] (0:12.14)	0:12.81[8] (0:12.81)
Average Speed [km/h]	47.8	65.0	60.4	58.7	60.5	59.3	56.3
Top Speed [km/h]	66.0	65.9	63.2	59.6	61.3	61.3	57.4
Avg. Dist. to Rail [m]	3.1	0.3	0.3	1.7	2.6	3.3	3.3
Avg. Stride Freq. [Hz]	2.4	2.4	2.3	2.3	2.3	2.3	2.2
Avg. Stride Length [m]	6.1	7.5	7.3	7.2	7.3	7.2	7.0



[] Ranking at each section and finish
-:-:- No data available at this section
NA No data available

Horse/Jockey Name	CHARMING DEXTER/Todd Pannell
Finish Rank	9
Fastest Section Time (Section)	0:11.24 (L1200)
Top Speed [km/h] (Section)	65.2 (Overall)
Race State	Finished



Thomas Farms RC Murray Bridge SA - Professional

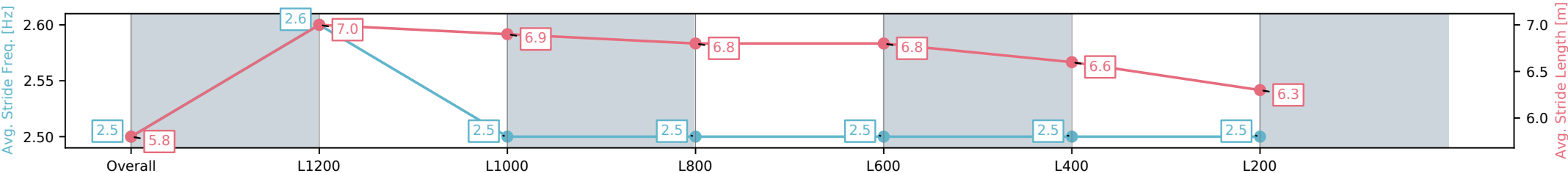
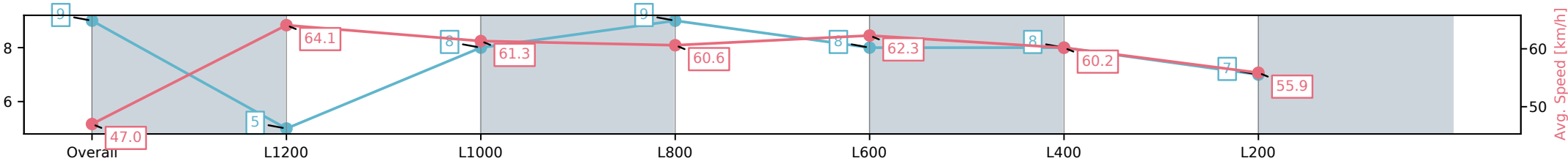
Race 2: Fore + Flex Maiden Plate - 1400m

30 April 2025 - 12:50PM

Track Rating: Good 4, Weather: Overcast, Rail Position: +7m 1200m
Chute, +10m Remainder



Section	Overall	L1200	L1000	L800	L600	L400	L200
Section Times	1:27.46[9] (0:15.32)	1:12.14[5] (0:11.24)	1:00.90[8] (0:11.95)	0:48.95[9] (0:12.20)	0:36.75[8] (0:11.89)	0:24.86[8] (0:11.97)	0:12.89[7] (0:12.89)
Average Speed [km/h]	47.0	64.1	61.3	60.6	62.3	60.2	55.9
Top Speed [km/h]	65.0	65.2	62.6	63.4	64.0	61.5	58.5
Avg. Dist. to Rail [m]	4.5	1.4	3.3	5.3	7.1	10.1	10.3
Avg. Stride Freq. [Hz]	2.5	2.6	2.5	2.5	2.5	2.5	2.5
Avg. Stride Length [m]	5.8	7.0	6.9	6.8	6.8	6.6	6.3



[] Ranking at each section and finish
-:-:- No data available at this section
NA No data available

Horse/Jockey Name	ZOUNORMOUS/Jacob Opperman
Finish Rank	10
Fastest Section Time (Section)	0:11.17 (L1200)
Top Speed [km/h] (Section)	65.5 (Overall)
Race State	Finished



Thomas Farms RC Murray Bridge SA - Professional

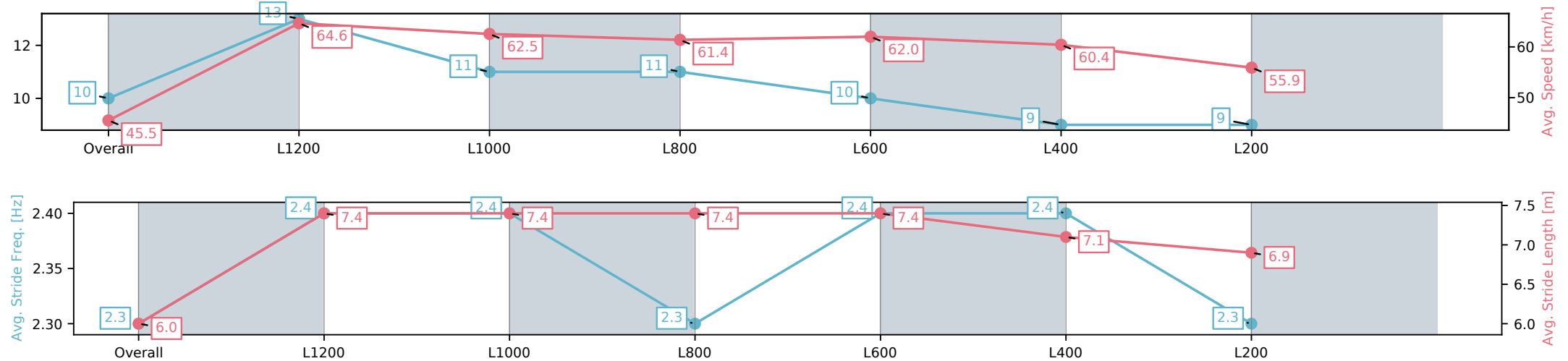
Race 2: Fore + Flex Maiden Plate - 1400m

30 April 2025 - 12:50PM

Track Rating: Good 4, Weather: Overcast, Rail Position: +7m 1200m
Chute, +10m Remainder



Section	Overall	L1200	L1000	L800	L600	L400	L200
Section Times	1:27.48[10] (0:15.82)	1:11.66[13] (0:11.17)	1:00.49[11] (0:11.78)	0:48.71[11] (0:12.01)	0:36.70[10] (0:11.91)	0:24.79[9] (0:11.91)	0:12.88[9] (0:12.88)
Average Speed [km/h]	45.5	64.6	62.5	61.4	62.0	60.4	55.9
Top Speed [km/h]	64.5	65.5	64.9	63.5	63.1	62.7	58.4
Avg. Dist. to Rail [m]	5.8	3.0	4.4	4.7	6.1	9.2	10.2
Avg. Stride Freq. [Hz]	2.3	2.4	2.4	2.3	2.4	2.4	2.3
Avg. Stride Length [m]	6.0	7.4	7.4	7.4	7.4	7.1	6.9



[] Ranking at each section and finish
-:-:- No data available at this section
NA No data available

Horse/Jockey Name	BRIMARVI ROSEMARIE/Rochelle Milnes
Finish Rank	11
Fastest Section Time (Section)	0:11.21 (L1200)
Top Speed [km/h] (Section)	64.6 (Overall)
Race State	Finished



Thomas Farms RC Murray Bridge SA - Professional

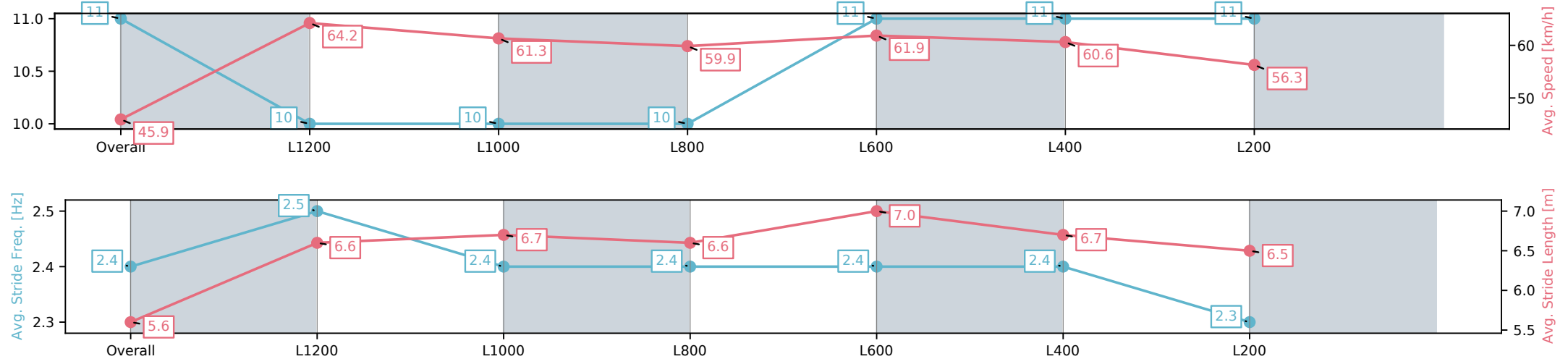
Race 2: Fore + Flex Maiden Plate - 1400m

30 April 2025 - 12:50PM

Track Rating: Good 4, Weather: Overcast, Rail Position: +7m 1200m
Chute, +10m Remainder



Section	Overall	L1200	L1000	L800	L600	L400	L200
Section Times	1:27.60[11] (0:15.69)	1:11.91[10] (0:11.21)	1:00.70[10] (0:11.86)	0:48.84[10] (0:12.20)	0:36.64[11] (0:11.99)	0:24.65[11] (0:11.88)	0:12.77[11] (0:12.77)
Average Speed [km/h]	45.9	64.2	61.3	59.9	61.9	60.6	56.3
Top Speed [km/h]	64.4	64.6	63.4	62.7	62.7	62.6	59.2
Avg. Dist. to Rail [m]	1.5	0.9	1.8	3.0	7.6	12.8	12.7
Avg. Stride Freq. [Hz]	2.4	2.5	2.4	2.4	2.4	2.4	2.3
Avg. Stride Length [m]	5.6	6.6	6.7	6.6	7.0	6.7	6.5



[] Ranking at each section and finish
-:-:- No data available at this section
NA No data available

Horse/Jockey Name	BLONDI'S BOMBSHELL/Margaret Collett
Finish Rank	12
Fastest Section Time (Section)	0:11.24 (L1200)
Top Speed [km/h] (Section)	65.2 (Overall)
Race State	Finished



Thomas Farms RC Murray Bridge SA - Professional

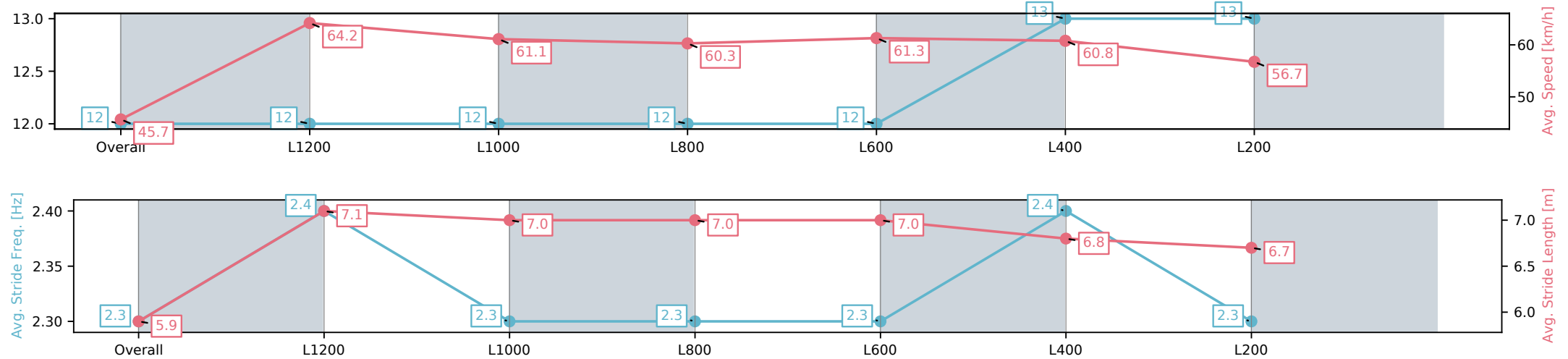
Race 2: Fore + Flex Maiden Plate - 1400m

30 April 2025 - 12:50PM

Track Rating: Good 4, Weather: Overcast, Rail Position: +7m 1200m
Chute, +10m Remainder



Section	Overall	L1200	L1000	L800	L600	L400	L200
Section Times	1:27.67[12] (0:15.79)	1:11.88[12] (0:11.24)	1:00.64[12] (0:11.88)	0:48.76[12] (0:12.14)	0:36.62[12] (0:12.08)	0:24.54[13] (0:11.86)	0:12.68[13] (0:12.68)
Average Speed [km/h]	45.7	64.2	61.1	60.3	61.3	60.8	56.7
Top Speed [km/h]	64.1	65.2	63.4	62.3	62.4	61.6	59.9
Avg. Dist. to Rail [m]	2.8	1.8	2.1	3.0	7.0	12.4	13.7
Avg. Stride Freq. [Hz]	2.3	2.4	2.3	2.3	2.3	2.4	2.3
Avg. Stride Length [m]	5.9	7.1	7.0	7.0	7.0	6.8	6.7



[] Ranking at each section and finish
-:-:- No data available at this section
NA No data available

Horse/Jockey Name	I AM RALPH/Taylor Johnstone
Finish Rank	13
Fastest Section Time (Section)	0:11.28 (L1200)
Top Speed [km/h] (Section)	65.0 (Overall)
Race State	Finished



Thomas Farms RC Murray Bridge SA - Professional

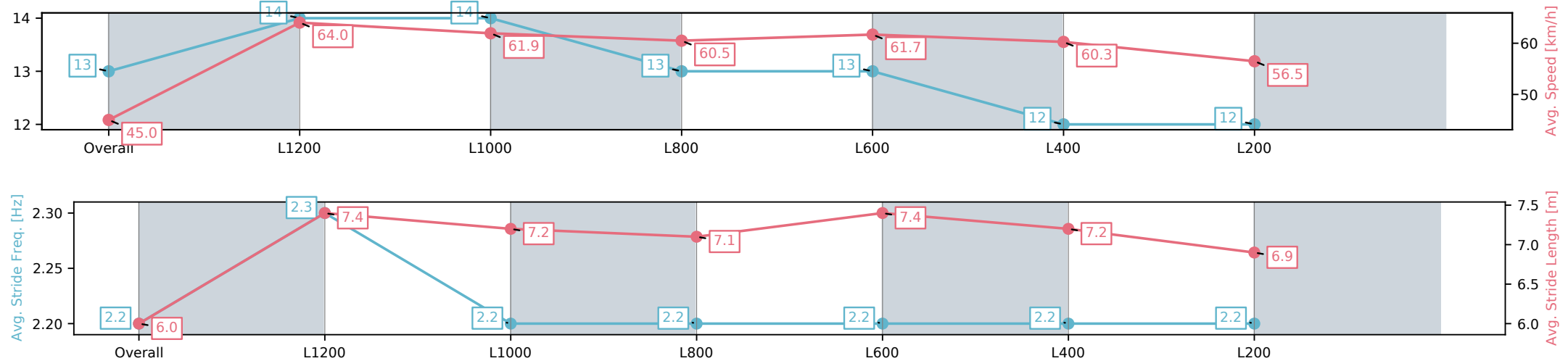
Race 2: Fore + Flex Maiden Plate - 1400m

30 April 2025 - 12:50PM

Track Rating: Good 4, Weather: Overcast, Rail Position: +7m 1200m
Chute, +10m Remainder



Section	Overall	L1200	L1000	L800	L600	L400	L200
Section Times	1:27.70[13] (0:16.02)	1:11.68[14] (0:11.28)	1:00.39[14] (0:11.73)	0:48.66[13] (0:12.04)	0:36.62[13] (0:11.91)	0:24.71[12] (0:11.95)	0:12.76[12] (0:12.76)
Average Speed [km/h]	45.0	64.0	61.9	60.5	61.7	60.3	56.5
Top Speed [km/h]	62.9	65.0	64.7	61.8	62.6	62.6	58.2
Avg. Dist. to Rail [m]	9.0	2.8	1.9	2.4	5.5	11.6	12.4
Avg. Stride Freq. [Hz]	2.2	2.3	2.2	2.2	2.2	2.2	2.2
Avg. Stride Length [m]	6.0	7.4	7.2	7.1	7.4	7.2	6.9



[] Ranking at each section and finish
-:-:- No data available at this section
NA No data available

Horse/Jockey Name	ALL TOO TRUE/Callan Murray
Finish Rank	14
Fastest Section Time (Section)	0:11.43 (L1200)
Top Speed [km/h] (Section)	64.8 (L1200)
Race State	Finished



Thomas Farms RC Murray Bridge SA - Professional

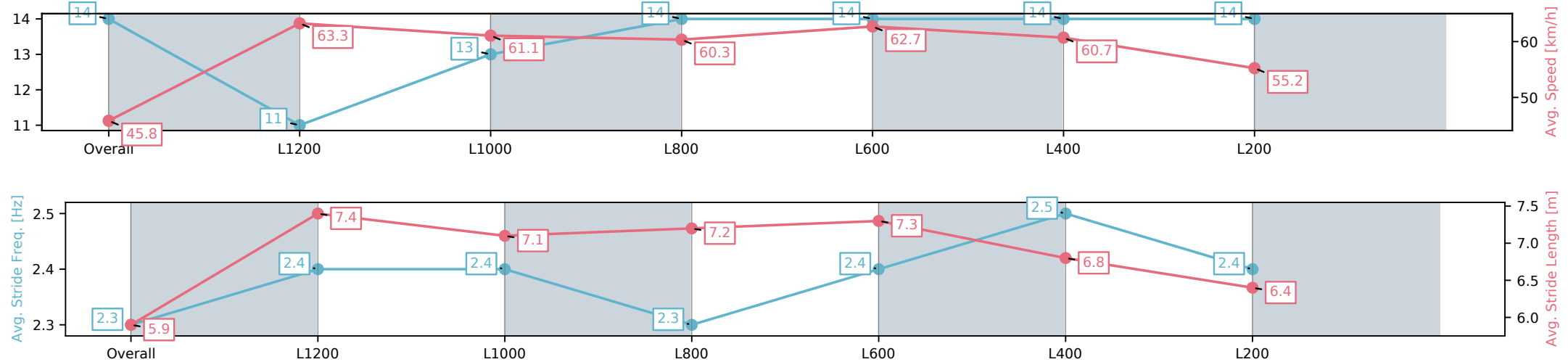
Race 2: Fore + Flex Maiden Plate - 1400m

30 April 2025 - 12:50PM

Track Rating: Good 4, Weather: Overcast, Rail Position: +7m 1200m
Chute, +10m Remainder



Section	Overall	L1200	L1000	L800	L600	L400	L200
Section Times	1:28.14[14] (0:15.75)	1:12.39[11] (0:11.43)	1:00.96[13] (0:11.98)	0:48.98[14] (0:12.22)	0:36.76[14] (0:11.81)	0:24.95[14] (0:11.86)	0:13.09[14] (0:13.09)
Average Speed [km/h]	45.8	63.3	61.1	60.3	62.7	60.7	55.2
Top Speed [km/h]	63.6	64.7	64.8	62.5	64.0	63.2	58.5
Avg. Dist. to Rail [m]	7.6	3.4	3.7	4.4	7.6	12.5	13.7
Avg. Stride Freq. [Hz]	2.3	2.4	2.4	2.3	2.4	2.5	2.4
Avg. Stride Length [m]	5.9	7.4	7.1	7.2	7.3	6.8	6.4



[] Ranking at each section and finish
-:-:- No data available at this section
NA No data available