



Thomas Farms RC Murray Bridge SA  
Race 1: Spry Civil Construction Maiden Plate - 1000m  
30 April 2025 - 12:05PM



Track Rating: Good 4, Weather: Overcast, Rail Position: +7m 1200m Chute, +10m  
Remainder

Section Field Times							Overall	L800	L600	L400	L200			
							1:00.37 (0:14.25)	0:46.12 (0:10.80)	0:35.32 (0:11.41)	0:23.91 (0:11.48)	0:12.43 (0:12.43)			
Position	#	Horse/Jockey	Barrier	Top Speed [km/h]	Fastest Section	First 400m						Margin	Distance Travelled From Winner [m]	
1	3	SIR MYKA	6	70.2	0:10.80	0:25.18	1:00.37	0:45.99 [2]	0:35.19 [2]	0:23.89 [2]	0:12.42 [2]		1:00.37	
		Rochelle Milnes		1000-800	800-600		(0:14.38)	(0:10.80)	(0:11.30)	(0:11.47)	(0:12.42)			
2	8	MALDIVICA	1	68.6	0:10.81	0:25.05	1:00.41	0:46.17 [1]	0:35.36 [1]	0:23.96 [1]	0:12.47 [1]	0.26L	+0	
		Felicity Atkinson		1000-800	800-600		(0:14.24)	(0:10.81)	(0:11.40)	(0:11.49)	(0:12.47)			
3	5	BREAKFAST	3	68.0	0:10.99	0:25.41	1:00.86	0:46.44 [3]	0:35.45 [3]	0:23.95 [3]	0:12.27 [3]	3.19L	+0	
		Lachlan Neindorf		1000-800	800-600		(0:14.42)	(0:10.99)	(0:11.50)	(0:11.68)	(0:12.27)			
4	7	FINE ACE	5	68.2	0:10.88	0:25.71	1:01.03	0:46.20 [7]	0:35.32 [6]	0:23.98 [4]	0:12.34 [4]	4.31L	+0	
		Caitlin Tootell		1000-800	800-600		(0:14.83)	(0:10.88)	(0:11.34)	(0:11.64)	(0:12.34)			
5	6	CYNANE	2	67.9	0:11.04	0:25.55	1:01.68	0:47.17 [4]	0:36.13 [4]	0:24.56 [5]	0:12.72 [5]	8.56L	-1	
		Callan Murray		1000-800	800-600		(0:14.51)	(0:11.04)	(0:11.56)	(0:11.84)	(0:12.72)			
6	4	SUPER SAM	4	67.4	0:11.17	0:25.70	1:01.99	0:47.46 [5]	0:36.29 [5]	0:24.78 [6]	0:12.94 [6]	10.6L	+2	
		Isaac Sit		1000-800	800-600		(0:14.53)	(0:11.17)	(0:11.51)	(0:11.84)	(0:12.94)			
7	2	LUNCH	7	67.7	0:11.03	0:25.77	1:02.07	0:47.33 [6]	0:36.30 [7]	0:24.76 [7]	0:12.78 [7]	11.11L	+3	
		Jacob Opperman		1000-800	800-600		(0:14.74)	(0:11.03)	(0:11.54)	(0:11.98)	(0:12.78)			

Scratched: Golden Horizon (#1)

Horse/Jockey Name	SIR MYKA/Rochelle Milnes
Finish Rank	1
Fastest Section Time (Section)	0:10.80 (L800)
Top Speed [km/h] (Section)	70.2 (Overall)
Race State	Finished



Thomas Farms RC Murray Bridge SA - Professional

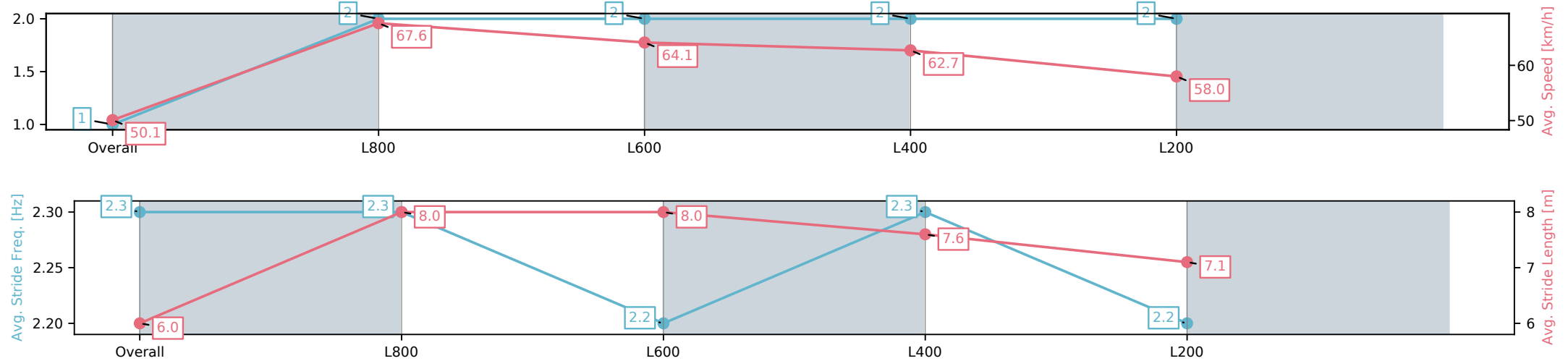
Race 1: Spry Civil Construction Maiden Plate - 1000m

30 April 2025 - 12:05PM

Track Rating: Good 4, Weather: Overcast, Rail Position: +7m 1200m  
Chute, +10m Remainder



Section	Overall	L800	L600	L400	L200
Section Times	1:00.37[1] (0:14.38)	0:45.99[2] (0:10.80)	0:35.19[2] (0:11.30)	0:23.89[2] (0:11.47)	0:12.42[2] (0:12.42)
Average Speed [km/h]	50.1	67.6	64.1	62.7	58.0
Top Speed [km/h]	67.8	70.2	65.3	64.3	60.6
Avg. Dist. to Rail [m]	4.1	4.4	2.1	3.9	3.2
Avg. Stride Freq. [Hz]	2.3	2.3	2.2	2.3	2.2
Avg. Stride Length [m]	6.0	8.0	8.0	7.6	7.1



[ ] Ranking at each section and finish  
-:-:- No data available at this section  
NA No data available

Horse/Jockey Name	MALDIVICA/Felicity Atkinson
Finish Rank	2
Fastest Section Time (Section)	0:10.81 (L800)
Top Speed [km/h] (Section)	68.6 (Overall)
Race State	Finished



Thomas Farms RC Murray Bridge SA - Professional

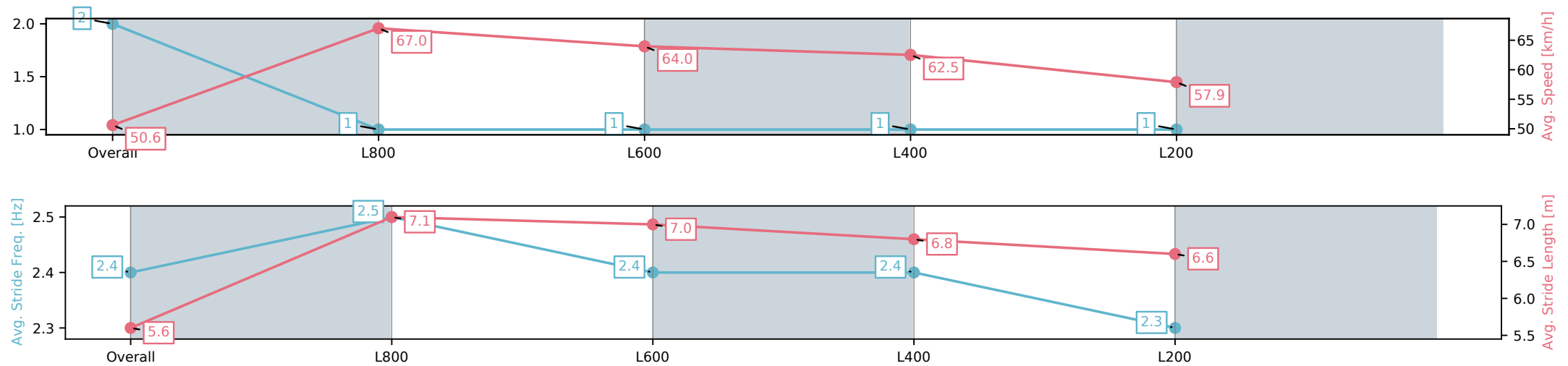
Race 1: Spry Civil Construction Maiden Plate - 1000m

30 April 2025 - 12:05PM

Track Rating: Good 4, Weather: Overcast, Rail Position: +7m 1200m  
Chute, +10m Remainder



Section	Overall	L800	L600	L400	L200
Section Times	1:00.41[2] (0:14.24)	0:46.17[1] (0:10.81)	0:35.36[1] (0:11.40)	0:23.96[1] (0:11.49)	0:12.47[1] (0:12.47)
Average Speed [km/h]	50.6	67.0	64.0	62.5	57.9
Top Speed [km/h]	66.8	68.6	65.9	64.1	60.6
Avg. Dist. to Rail [m]	2.0	1.7	3.1	4.4	3.6
Avg. Stride Freq. [Hz]	2.4	2.5	2.4	2.4	2.3
Avg. Stride Length [m]	5.6	7.1	7.0	6.8	6.6



[ ] Ranking at each section and finish  
-:-:- No data available at this section  
NA No data available

Horse/Jockey Name	BREAKFAST/Lachlan Neindorf
Finish Rank	3
Fastest Section Time (Section)	0:10.99 (L800)
Top Speed [km/h] (Section)	68.0 (Overall)
Race State	Finished



Thomas Farms RC Murray Bridge SA - Professional

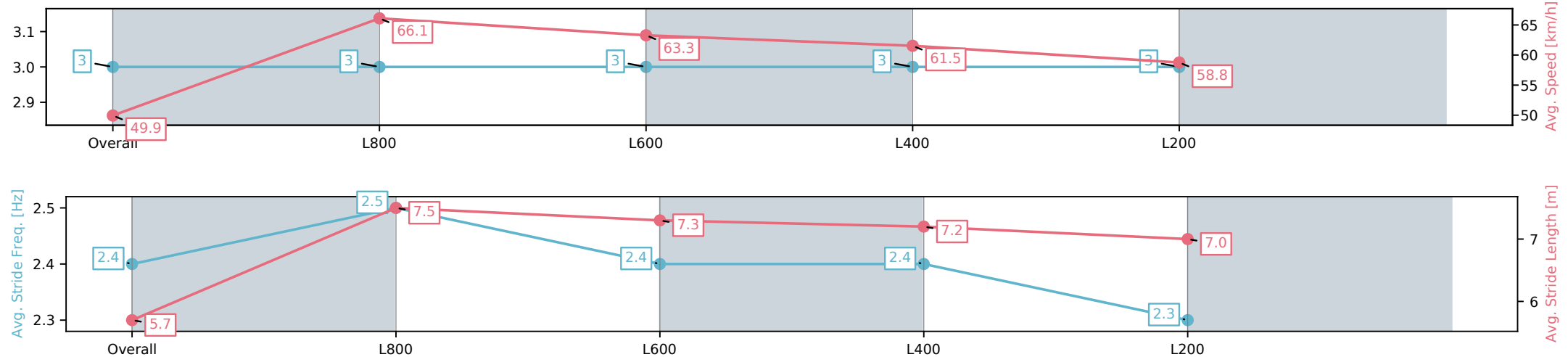
Race 1: Spry Civil Construction Maiden Plate - 1000m

30 April 2025 - 12:05PM

Track Rating: Good 4, Weather: Overcast, Rail Position: +7m 1200m  
Chute, +10m Remainder



Section	Overall	L800	L600	L400	L200
Section Times	1:00.86[3] (0:14.42)	0:46.44[3] (0:10.99)	0:35.45[3] (0:11.50)	0:23.95[3] (0:11.68)	0:12.27[3] (0:12.27)
Average Speed [km/h]	49.9	66.1	63.3	61.5	58.8
Top Speed [km/h]	67.8	68.0	65.9	63.8	60.7
Avg. Dist. to Rail [m]	0.4	2.9	2.6	3.0	2.5
Avg. Stride Freq. [Hz]	2.4	2.5	2.4	2.4	2.3
Avg. Stride Length [m]	5.7	7.5	7.3	7.2	7.0



[ ] Ranking at each section and finish  
-:-:- No data available at this section  
NA No data available

Horse/Jockey Name	FINE ACE/Caitlin Tootell
Finish Rank	4
Fastest Section Time (Section)	0:10.88 (L800)
Top Speed [km/h] (Section)	68.2 (Overall)
Race State	Finished



Thomas Farms RC Murray Bridge SA - Professional

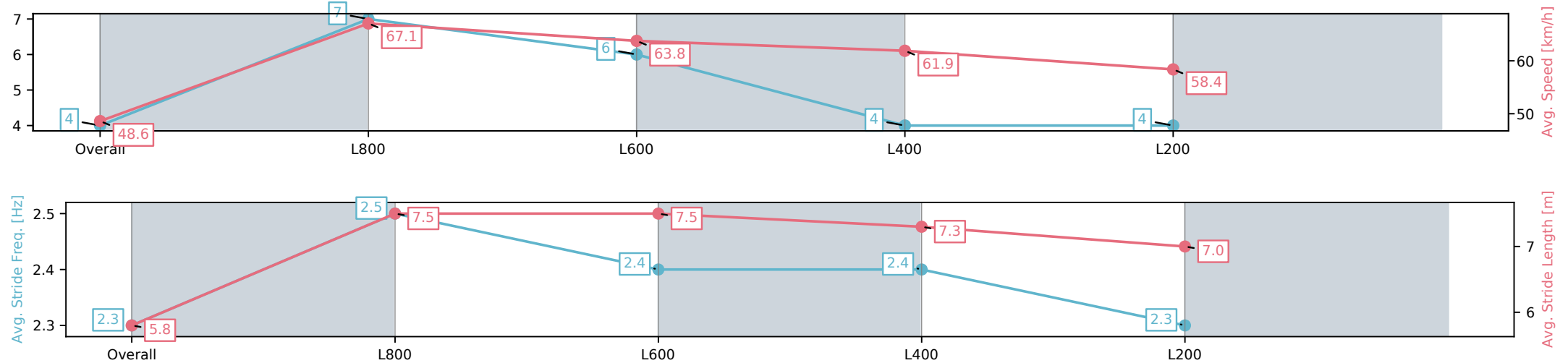
Race 1: Spry Civil Construction Maiden Plate - 1000m

30 April 2025 - 12:05PM

Track Rating: Good 4, Weather: Overcast, Rail Position: +7m 1200m  
Chute, +10m Remainder



Section	Overall	L800	L600	L400	L200
Section Times	1:01.03[4] (0:14.83)	0:46.20[7] (0:10.88)	0:35.32[6] (0:11.34)	0:23.98[4] (0:11.64)	0:12.34[4] (0:12.34)
Average Speed [km/h]	48.6	67.1	63.8	61.9	58.4
Top Speed [km/h]	66.9	68.2	65.9	64.6	60.3
Avg. Dist. to Rail [m]	2.9	3.4	1.6	4.0	2.9
Avg. Stride Freq. [Hz]	2.3	2.5	2.4	2.4	2.3
Avg. Stride Length [m]	5.8	7.5	7.5	7.3	7.0



[ ] Ranking at each section and finish  
-:-:- No data available at this section  
NA No data available

Horse/Jockey Name	CYNANE/Callan Murray
Finish Rank	5
Fastest Section Time (Section)	0:11.04 (L800)
Top Speed [km/h] (Section)	67.9 (Overall)
Race State	Finished



Thomas Farms RC Murray Bridge SA - Professional

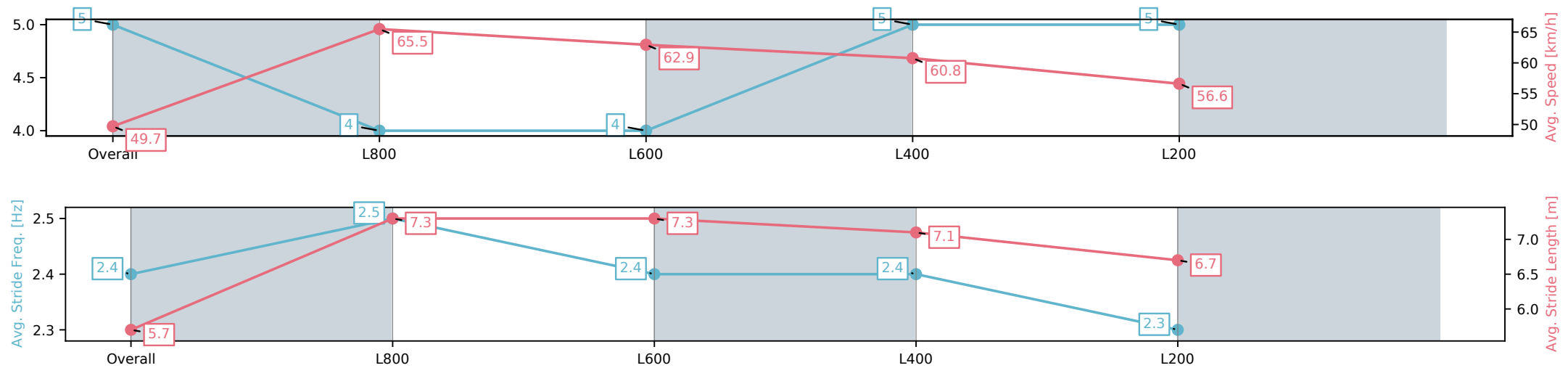
Race 1: Spry Civil Construction Maiden Plate - 1000m

30 April 2025 - 12:05PM

Track Rating: Good 4, Weather: Overcast, Rail Position: +7m 1200m  
Chute, +10m Remainder



Section	Overall	L800	L600	L400	L200
Section Times	1:01.68[5] (0:14.51)	0:47.17[4] (0:11.04)	0:36.13[4] (0:11.56)	0:24.56[5] (0:11.84)	0:12.72[5] (0:12.72)
Average Speed [km/h]	49.7	65.5	62.9	60.8	56.6
Top Speed [km/h]	66.8	67.9	64.2	64.1	58.9
Avg. Dist. to Rail [m]	3.0	1.4	2.7	4.1	2.7
Avg. Stride Freq. [Hz]	2.4	2.5	2.4	2.4	2.3
Avg. Stride Length [m]	5.7	7.3	7.3	7.1	6.7



- [ ] Ranking at each section and finish
- :-:- No data available at this section
- NA No data available

Horse/Jockey Name	SUPER SAM/Isaac Sit
Finish Rank	6
Fastest Section Time (Section)	0:11.17 (L800)
Top Speed [km/h] (Section)	67.4 (Overall)
Race State	Finished



Thomas Farms RC Murray Bridge SA - Professional

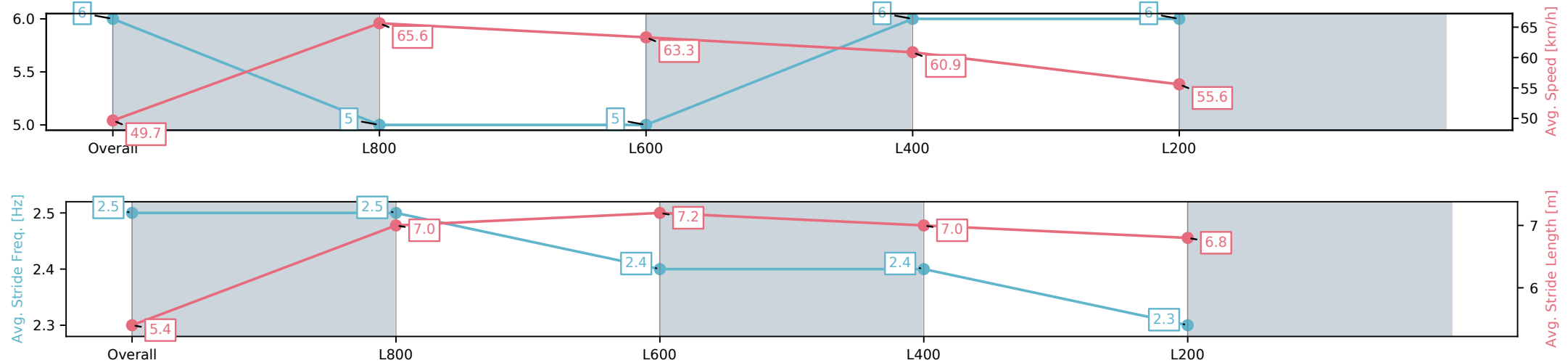
Race 1: Spry Civil Construction Maiden Plate - 1000m

30 April 2025 - 12:05PM

Track Rating: Good 4, Weather: Overcast, Rail Position: +7m 1200m  
Chute, +10m Remainder



Section	Overall	L800	L600	L400	L200
Section Times	1:01.99[6] (0:14.53)	0:47.46[5] (0:11.17)	0:36.29[5] (0:11.51)	0:24.78[6] (0:11.84)	0:12.94[6] (0:12.94)
Average Speed [km/h]	49.7	65.6	63.3	60.9	55.6
Top Speed [km/h]	66.5	67.4	64.7	63.1	58.4
Avg. Dist. to Rail [m]	3.4	5.3	3.2	6.2	5.8
Avg. Stride Freq. [Hz]	2.5	2.5	2.4	2.4	2.3
Avg. Stride Length [m]	5.4	7.0	7.2	7.0	6.8



[ ] Ranking at each section and finish  
-:-:- No data available at this section  
NA No data available

Horse/Jockey Name	LUNCH/Jacob Opperman
Finish Rank	7
Fastest Section Time (Section)	0:11.03 (L800)
Top Speed [km/h] (Section)	67.7 (Overall)
Race State	Finished



Thomas Farms RC Murray Bridge SA - Professional

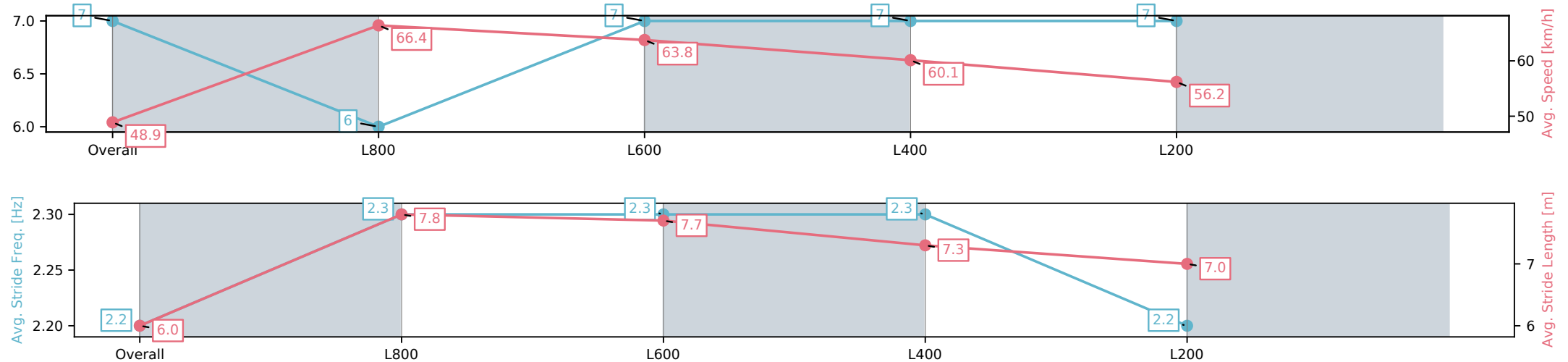
Race 1: Spry Civil Construction Maiden Plate - 1000m

30 April 2025 - 12:05PM

Track Rating: Good 4, Weather: Overcast, Rail Position: +7m 1200m  
Chute, +10m Remainder



Section	Overall	L800	L600	L400	L200
Section Times	1:02.07[7] (0:14.74)	0:47.33[6] (0:11.03)	0:36.30[7] (0:11.54)	0:24.76[7] (0:11.98)	0:12.78[7] (0:12.78)
Average Speed [km/h]	48.9	66.4	63.8	60.1	56.2
Top Speed [km/h]	67.5	67.7	65.0	62.8	58.6
Avg. Dist. to Rail [m]	3.5	4.9	5.2	8.5	9.7
Avg. Stride Freq. [Hz]	2.2	2.3	2.3	2.3	2.2
Avg. Stride Length [m]	6.0	7.8	7.7	7.3	7.0



- [ ] Ranking at each section and finish
- :-:- No data available at this section
- NA No data available