



RACINGSA

Thomas Farms RC Murray Bridge SA

Race 8: Weber Store Adelaide Mile End Rating 0 - 62 Handicap (Heat 6 of Adelaide In Autumn Series) - 1200m

09 April 2025 - 4:52PM



Murray Bridge
Racing Club

Track Rating: Good 4, Weather: Overcast, Rail Position: +3m 1200m Chute; True
Remainder

Section Field Times

Overall	L1000	L800	L600	L400	L200
1:09.70	0:55.99	0:45.24	0:34.19	0:22.95	0:11.65
(0:13.71)	(0:10.75)	(0:11.05)	(0:11.23)	(0:11.30)	(0:11.65)

Position	#	Horse/Jockey	Barrier	Top Speed [km/h]	Fastest Section	First 400m	Overall	L1000	L800	L600	L400	L200	Margin	Distance Travelled From Winner [m]
1	14	THE DOLL	7	67.5	0:10.81	0:24.77	1:09.70	0:55.74 [8]	0:44.93 [8]	0:33.85 [8]	0:22.57 [8]	0:11.57 [3]	1:09.70	
		Lachlan Neindorf		1000-800	1000-800		(0:13.96)	(0:10.81)	(0:11.08)	(0:11.28)	(0:11.00)	(0:11.56)		
2	12	OUR DIVINYL	10	68.6	0:10.70	0:24.45	1:09.80	0:56.05 [3]	0:45.35 [1]	0:34.26 [2]	0:22.93 [4]	0:11.76 [1]	0.67L	-4
		Felicity Atkinson		1200-1000	1000-800		(0:13.75)	(0:10.70)	(0:11.09)	(0:11.33)	(0:11.17)	(0:11.76)		
3	5	BILLIE BRONX	8	67.6	0:10.88	0:24.78	1:09.85	0:55.95 [6]	0:45.07 [9]	0:34.12 [6]	0:22.95 [6]	0:11.71 [4]	1.02L	-4
		Teagan Voorham		1000-800	1000-800		(0:13.90)	(0:10.88)	(0:10.95)	(0:11.17)	(0:11.24)	(0:11.71)		
4	9	TOP OF THE RIDGE	9	69.2	0:10.76	0:25.26	1:10.00	0:55.50 [16]	0:44.74 [15]	0:33.72 [14]	0:22.61 [14]	0:11.62 [10]	1.95L	-4
		Connor Murtagh		1200-1000	1000-800		(0:14.50)	(0:10.76)	(0:11.02)	(0:11.11)	(0:10.99)	(0:11.62)		
5	11	KNIGHT DANCER	16	67.5	0:10.84	0:25.16	1:10.09	0:55.77 [15]	0:44.93 [13]	0:33.92 [12]	0:22.71 [13]	0:11.65 [11]	2.56L	-1
		Manoel Nunes		1000-800	1000-800		(0:14.32)	(0:10.84)	(0:11.01)	(0:11.21)	(0:11.06)	(0:11.65)		
6	10	DODD	14	67.6	0:10.88	0:25.01	1:10.13	0:56.00 [11]	0:45.12 [12]	0:33.93 [13]	0:22.91 [10]	0:11.91 [5]	2.85L	-3
		Ben Price		800-600	1000-800		(0:14.13)	(0:10.88)	(0:11.19)	(0:11.02)	(0:11.00)	(0:11.91)		
7	16	LISELLE'S LUCK	15	67.5	0:10.83	0:24.74	1:10.20	0:56.29 [7]	0:45.46 [7]	0:34.29 [9]	0:22.94 [12]	0:11.85 [8]	3.32L	+0
		Matthew Chadwick		1200-1000	1000-800		(0:13.91)	(0:10.83)	(0:11.17)	(0:11.35)	(0:11.09)	(0:11.85)		
8	4	TALKIN' ITALIAN	6	67.3	0:10.77	0:24.56	1:10.23	0:56.44 [4]	0:45.67 [3]	0:34.65 [4]	0:23.40 [2]	0:11.92 [7]	3.48L	-5
		Caitlyn Munro		1200-1000	1000-800		(0:13.79)	(0:10.77)	(0:11.02)	(0:11.25)	(0:11.48)	(0:11.92)		
9	1	HIGH ON SUGAR	13	69.9	0:10.40	0:24.63	1:10.31	0:56.08 [12]	0:45.68 [5]	0:34.80 [1]	0:23.57 [1]	0:12.24 [2]	4.01L	-1
		Zephen Johnston-Porter		1200-1000	1000-800		(0:14.23)	(0:10.40)	(0:10.88)	(0:11.23)	(0:11.33)	(0:12.24)		
10	13	PRANCETHRULIFE	12	67.5	0:10.77	0:24.66	1:10.38	0:56.49 [5]	0:45.72 [6]	0:34.77 [5]	0:23.50 [5]	0:12.13 [6]	4.45L	-3
		Taylor Johnstone		1000-800	1000-800		(0:13.89)	(0:10.77)	(0:10.95)	(0:11.27)	(0:11.37)	(0:12.13)		

Scratched: Left Turn Clyde (#7), Skinder (#8), Not A Single Bid (#19)

Report Created: Wed 09 April 2025 17:41:44 GMT+10 (Note: Timing is based on positional data)

Page 1/18

[] Position in running at each section and finish
-:-:- No data available at this section
NA No data available
Background shading for fastest section

Saddle cloth number
DNF Did not finish
DNT Did not track

data processed by  TRIPLESDATA



RACINGSA

Thomas Farms RC Murray Bridge SA

Race 8: Weber Store Adelaide Mile End Rating 0 - 62 Handicap (Heat 6 of Adelaide In Autumn Series) - 1200m

09 April 2025 - 4:52PM



Murray Bridge
Racing Club

Track Rating: Good 4, Weather: Overcast, Rail Position: +3m 1200m Chute; True
Remainder

Section Field Times

Overall	L1000	L800	L600	L400	L200
1:09.70	0:55.99	0:45.24	0:34.19	0:22.95	0:11.65
(0:13.71)	(0:10.75)	(0:11.05)	(0:11.23)	(0:11.30)	(0:11.65)

Position	#	Horse/Jockey	Barrier	Top Speed [km/h]	Fastest Section	First 400m	Overall	L1000	L800	L600	L400	L200	Margin	Distance Travelled From Winner [m]
11	17	FOSTER STREET	11	66.7	0:10.97	0:25.21	1:10.47	0:56.23 [13]	0:45.26 [14]	0:34.17 [15]	0:23.01 [15]	0:11.80 [14]	5.09L	-8
		Rochelle Milnes		1200-1000	1000-800		(0:14.24)	(0:10.97)	(0:11.09)	(0:11.16)	(0:11.21)	(0:11.80)		
12	3	COMMANDER MEROO	3	66.8	0:10.87	0:24.88	1:10.54	0:56.53 [10]	0:45.66 [11]	0:34.58 [11]	0:23.44 [7]	0:12.08 [12]	5.54L	-7
		Jake Toeroek		1200-1000	1000-800		(0:14.01)	(0:10.87)	(0:11.08)	(0:11.14)	(0:11.36)	(0:12.08)		
13	15	ALAINGE	5	67.3	0:10.89	0:24.86	1:10.58	0:56.61 [9]	0:45.72 [10]	0:34.63 [10]	0:23.40 [9]	0:12.21 [9]	5.76L	-5
		Margaret Collett		1000-800	1000-800		(0:13.97)	(0:10.89)	(0:11.09)	(0:11.23)	(0:11.19)	(0:12.21)		
14	2	AMMO AMOR	1	67.5	0:10.91	0:24.62	1:10.68	0:56.97 [1]	0:46.06 [4]	0:34.92 [7]	0:23.46 [11]	0:11.99 [15]	6.43L	-4
		Brooke King		1200-1000	1000-800		(0:13.71)	(0:10.91)	(0:11.14)	(0:11.46)	(0:11.47)	(0:11.99)		
15	18	LITTLE RICH BOY	4	68.0	0:10.79	0:24.50	1:10.85	0:57.14 [2]	0:46.35 [2]	0:35.28 [3]	0:24.02 [3]	0:12.32 [13]	7.56L	-7
		Stacey Metcalfe		1200-1000	1000-800		(0:13.71)	(0:10.79)	(0:11.07)	(0:11.26)	(0:11.70)	(0:12.32)		
16	6	HARBOURING	2	66.7	0:11.15	0:25.45	1:11.95	0:57.65 [14]	0:46.50 [16]	0:35.33 [16]	0:24.02 [16]	0:12.50 [16]	14.71L	-10
		Emily Finnegan		1000-800	1000-800		(0:14.30)	(0:11.15)	(0:11.17)	(0:11.31)	(0:11.52)	(0:12.50)		

Scratched: Left Turn Clyde (#7), Skinder (#8), Not A Single Bid (#19)

Horse/Jockey Name	THE DOLL/Lachlan Neindorf
Finish Rank	1
Fastest Section Time (Section)	0:10.81 (L1000)
Top Speed [km/h] (Section)	67.5 (L1000)
Race State	Finished



Thomas Farms RC Murray Bridge SA - Professional

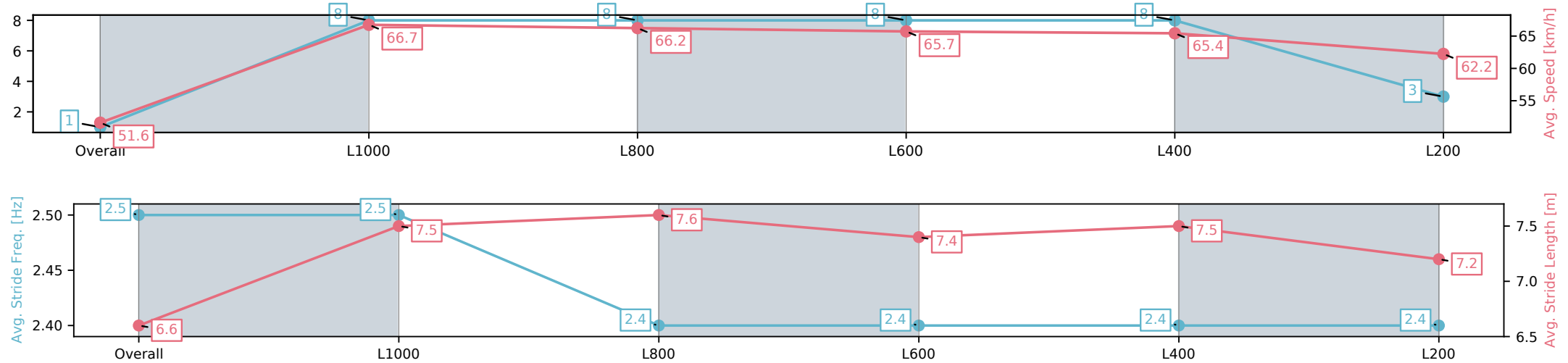
Race 8: Weber Store Adelaide Mile End Rating 0 - 62
Handicap (Heat 6 of Adelaide In Autumn Series) - 1200m



09 April 2025 - 4:52PM

Track Rating: Good 4, Weather: Overcast, Rail Position: +3m 1200m
Chute; True Remainder

Section	Overall	L1000	L800	L600	L400	L200
Section Times	1:09.70[1] (0:13.96)	0:55.74[8] (0:10.81)	0:44.93[8] (0:11.08)	0:33.85[8] (0:11.28)	0:22.57[8] (0:11.00)	0:11.57[3] (0:11.56)
Average Speed [km/h]	51.6	66.7	66.2	65.7	65.4	62.2
Top Speed [km/h]	65.8	67.3	67.5	66.5	66.7	63.9
Avg. Dist. to Rail [m]	6.2	4.6	6.6	6.7	10.2	11.2
Avg. Stride Freq. [Hz]	2.5	2.5	2.4	2.4	2.4	2.4
Avg. Stride Length [m]	6.6	7.5	7.6	7.4	7.5	7.2



[] Ranking at each section and finish
-:-:- No data available at this section
NA No data available

Horse/Jockey Name	OUR DIVINYL/Felicity Atkinson
Finish Rank	2
Fastest Section Time (Section)	0:10.70 (L1000)
Top Speed [km/h] (Section)	68.6 (Overall)
Race State	Finished



Thomas Farms RC Murray Bridge SA - Professional

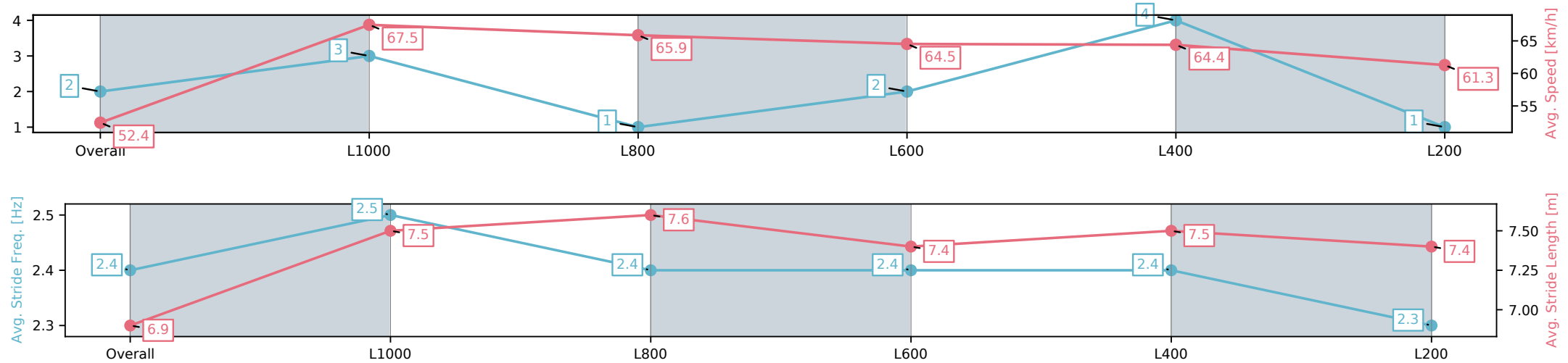
Race 8: Weber Store Adelaide Mile End Rating 0 - 62
Handicap (Heat 6 of Adelaide In Autumn Series) - 1200m



09 April 2025 - 4:52PM

Track Rating: Good 4, Weather: Overcast, Rail Position: +3m 1200m
Chute; True Remainder

Section	Overall	L1000	L800	L600	L400	L200
Section Times	1:09.80[2] (0:13.75)	0:56.05[3] (0:10.70)	0:45.35[1] (0:11.09)	0:34.26[2] (0:11.33)	0:22.93[4] (0:11.17)	0:11.76[1] (0:11.76)
Average Speed [km/h]	52.4	67.5	65.9	64.5	64.4	61.3
Top Speed [km/h]	67.3	68.6	68.0	66.0	65.8	62.8
Avg. Dist. to Rail [m]	8.6	5.2	6.0	3.3	4.6	6.1
Avg. Stride Freq. [Hz]	2.4	2.5	2.4	2.4	2.4	2.3
Avg. Stride Length [m]	6.9	7.5	7.6	7.4	7.5	7.4



[] Ranking at each section and finish
-:-:- No data available at this section
NA No data available

Horse/Jockey Name	BILLIE BRONX/Teagan Voorham
Finish Rank	3
Fastest Section Time (Section)	0:10.88 (L1000)
Top Speed [km/h] (Section)	67.6 (L1000)
Race State	Finished



Thomas Farms RC Murray Bridge SA - Professional

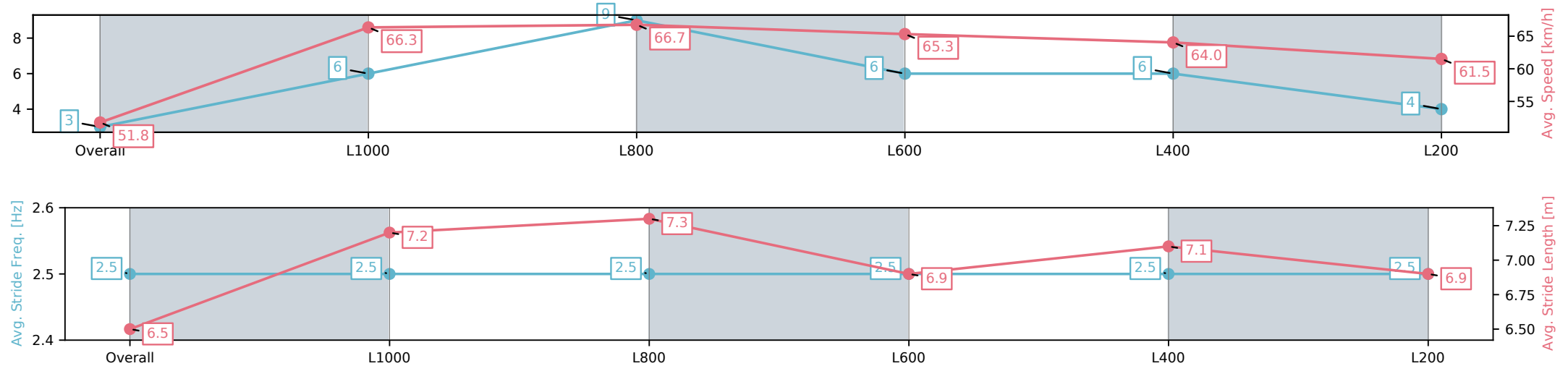
Race 8: Weber Store Adelaide Mile End Rating 0 - 62
Handicap (Heat 6 of Adelaide In Autumn Series) - 1200m



09 April 2025 - 4:52PM

Track Rating: Good 4, Weather: Overcast, Rail Position: +3m 1200m
Chute; True Remainder

Section	Overall	L1000	L800	L600	L400	L200
Section Times	1:09.85[3] (0:13.90)	0:55.95[6] (0:10.88)	0:45.07[9] (0:10.95)	0:34.12[6] (0:11.17)	0:22.95[6] (0:11.24)	0:11.71[4] (0:11.71)
Average Speed [km/h]	51.8	66.3	66.7	65.3	64.0	61.5
Top Speed [km/h]	65.7	67.4	67.6	65.8	65.9	63.5
Avg. Dist. to Rail [m]	6.3	4.4	5.4	3.4	6.8	9.1
Avg. Stride Freq. [Hz]	2.5	2.5	2.5	2.5	2.5	2.5
Avg. Stride Length [m]	6.5	7.2	7.3	6.9	7.1	6.9



[] Ranking at each section and finish
-:-:- No data available at this section
NA No data available

Horse/Jockey Name	TOP OF THE RIDGE/Connor Murtagh
Finish Rank	4
Fastest Section Time (Section)	0:10.76 (L1000)
Top Speed [km/h] (Section)	69.2 (Overall)
Race State	Finished



Thomas Farms RC Murray Bridge SA - Professional

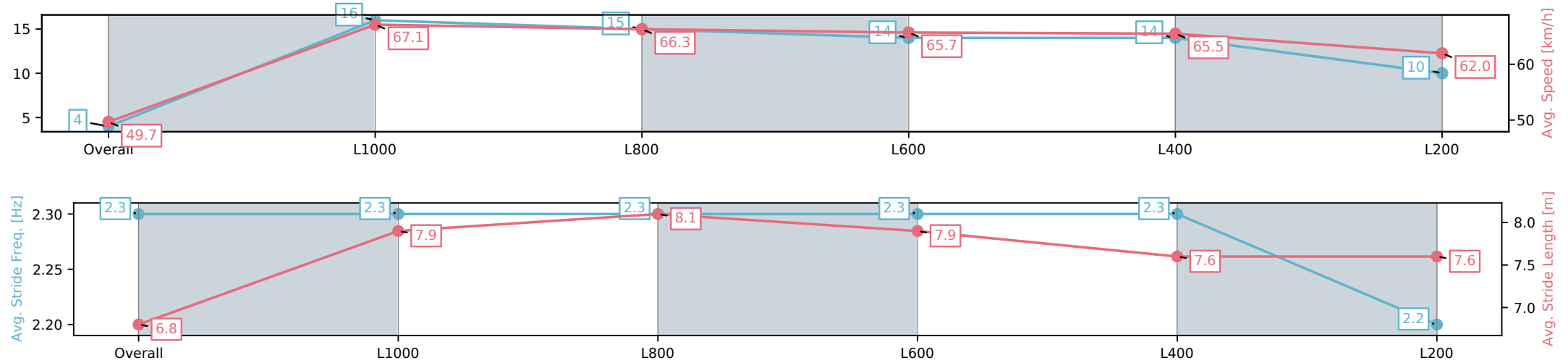
Race 8: Weber Store Adelaide Mile End Rating 0 - 62
Handicap (Heat 6 of Adelaide In Autumn Series) - 1200m



09 April 2025 - 4:52PM

Track Rating: Good 4, Weather: Overcast, Rail Position: +3m 1200m
Chute; True Remainder

Section	Overall	L1000	L800	L600	L400	L200
Section Times	1:10.00[4] (0:14.50)	0:55.50[16] (0:10.76)	0:44.74[15] (0:11.02)	0:33.72[14] (0:11.11)	0:22.61[14] (0:10.99)	0:11.62[10] (0:11.62)
Average Speed [km/h]	49.7	67.1	66.3	65.7	65.5	62.0
Top Speed [km/h]	64.9	69.2	67.0	66.8	66.9	64.4
Avg. Dist. to Rail [m]	9.3	7.4	6.2	3.1	6.9	8.9
Avg. Stride Freq. [Hz]	2.3	2.3	2.3	2.3	2.3	2.2
Avg. Stride Length [m]	6.8	7.9	8.1	7.9	7.6	7.6



[] Ranking at each section and finish
-:-:- No data available at this section
NA No data available

Horse/Jockey Name	KNIGHT DANCER/Manoel Nunes
Finish Rank	5
Fastest Section Time (Section)	0:10.84 (L1000)
Top Speed [km/h] (Section)	67.5 (L1000)
Race State	Finished



Thomas Farms RC Murray Bridge SA - Professional

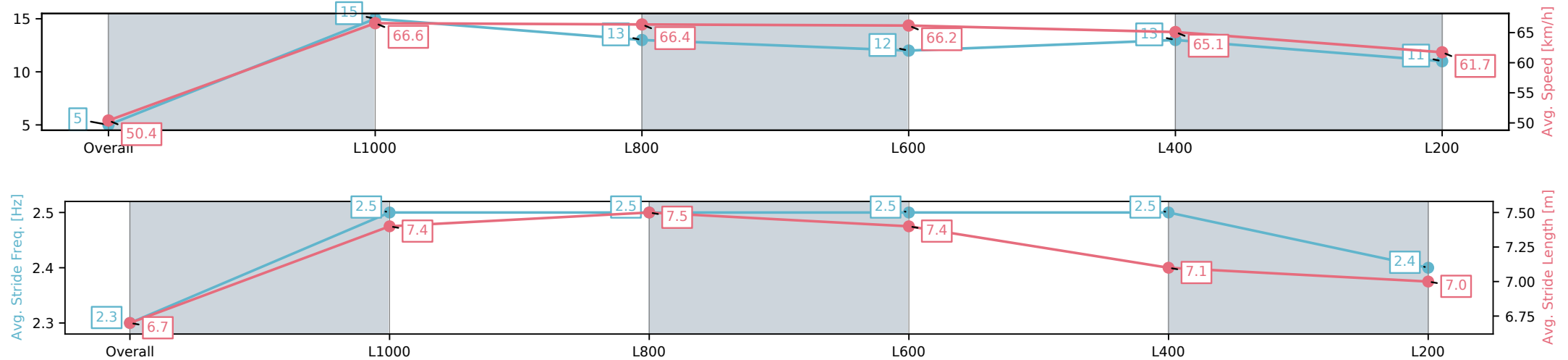
Race 8: Weber Store Adelaide Mile End Rating 0 - 62
Handicap (Heat 6 of Adelaide In Autumn Series) - 1200m

09 April 2025 - 4:52PM

Track Rating: Good 4, Weather: Overcast, Rail Position: +3m 1200m
Chute; True Remainder



Section	Overall	L1000	L800	L600	L400	L200
Section Times	1:10.09[5] (0:14.32)	0:55.77[15] (0:10.84)	0:44.93[13] (0:11.01)	0:33.92[12] (0:11.21)	0:22.71[13] (0:11.06)	0:11.65[11] (0:11.65)
Average Speed [km/h]	50.4	66.6	66.4	66.2	65.1	61.7
Top Speed [km/h]	65.4	67.5	67.5	67.0	66.6	63.7
Avg. Dist. to Rail [m]	12.4	5.2	6.0	6.6	12.7	13.9
Avg. Stride Freq. [Hz]	2.3	2.5	2.5	2.5	2.5	2.4
Avg. Stride Length [m]	6.7	7.4	7.5	7.4	7.1	7.0



[] Ranking at each section and finish
-:-:- No data available at this section
NA No data available

Horse/Jockey Name	DODD/Ben Price
Finish Rank	6
Fastest Section Time (Section)	0:10.88 (L1000)
Top Speed [km/h] (Section)	67.6 (L800)
Race State	Finished



Thomas Farms RC Murray Bridge SA - Professional

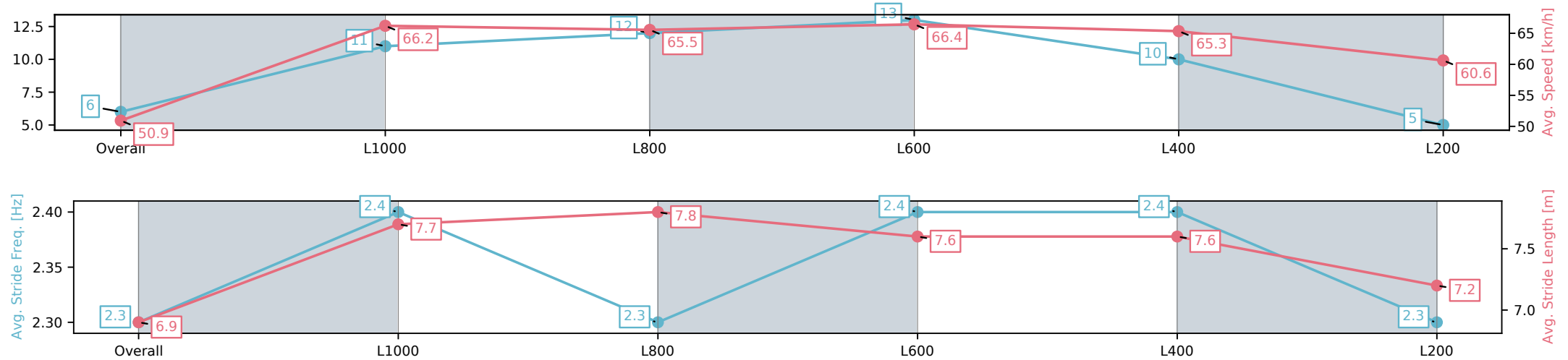
Race 8: Weber Store Adelaide Mile End Rating 0 - 62
Handicap (Heat 6 of Adelaide In Autumn Series) - 1200m



09 April 2025 - 4:52PM

Track Rating: Good 4, Weather: Overcast, Rail Position: +3m 1200m
Chute; True Remainder

Section	Overall	L1000	L800	L600	L400	L200
Section Times	1:10.13[6] (0:14.13)	0:56.00[11] (0:10.88)	0:45.12[12] (0:11.19)	0:33.93[13] (0:11.02)	0:22.91[10] (0:11.00)	0:11.91[5] (0:11.91)
Average Speed [km/h]	50.9	66.2	65.5	66.4	65.3	60.6
Top Speed [km/h]	66.1	67.5	66.9	67.6	67.6	63.5
Avg. Dist. to Rail [m]	10.8	6.0	6.4	4.1	9.0	12.1
Avg. Stride Freq. [Hz]	2.3	2.4	2.3	2.4	2.4	2.3
Avg. Stride Length [m]	6.9	7.7	7.8	7.6	7.6	7.2



[] Ranking at each section and finish
-:-:- No data available at this section
NA No data available

Horse/Jockey Name	LISELLE'S LUCK/Matthew Chadwick
Finish Rank	7
Fastest Section Time (Section)	0:10.83 (L1000)
Top Speed [km/h] (Section)	67.5 (Overall)
Race State	Finished



Thomas Farms RC Murray Bridge SA - Professional

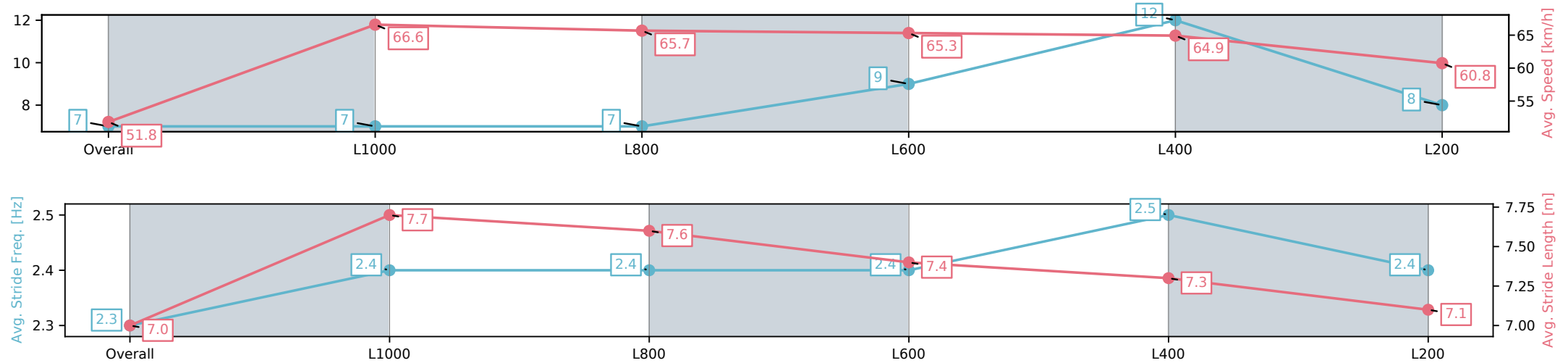
Race 8: Weber Store Adelaide Mile End Rating 0 - 62
Handicap (Heat 6 of Adelaide In Autumn Series) - 1200m



09 April 2025 - 4:52PM

Track Rating: Good 4, Weather: Overcast, Rail Position: +3m 1200m
Chute; True Remainder

Section	Overall	L1000	L800	L600	L400	L200
Section Times	1:10.20[7] (0:13.91)	0:56.29[7] (0:10.83)	0:45.46[7] (0:11.17)	0:34.29[9] (0:11.35)	0:22.94[12] (0:11.09)	0:11.85[8] (0:11.85)
Average Speed [km/h]	51.8	66.6	65.7	65.3	64.9	60.8
Top Speed [km/h]	66.4	67.5	67.1	66.5	66.3	64.0
Avg. Dist. to Rail [m]	12.8	7.1	6.5	6.9	11.4	13.4
Avg. Stride Freq. [Hz]	2.3	2.4	2.4	2.4	2.5	2.4
Avg. Stride Length [m]	7.0	7.7	7.6	7.4	7.3	7.1



[] Ranking at each section and finish
-:-:- No data available at this section
NA No data available

Horse/Jockey Name	TALKIN' ITALIAN/Caitlyn Munro
Finish Rank	8
Fastest Section Time (Section)	0:10.77 (L1000)
Top Speed [km/h] (Section)	67.3 (Overall)
Race State	Finished



Thomas Farms RC Murray Bridge SA - Professional

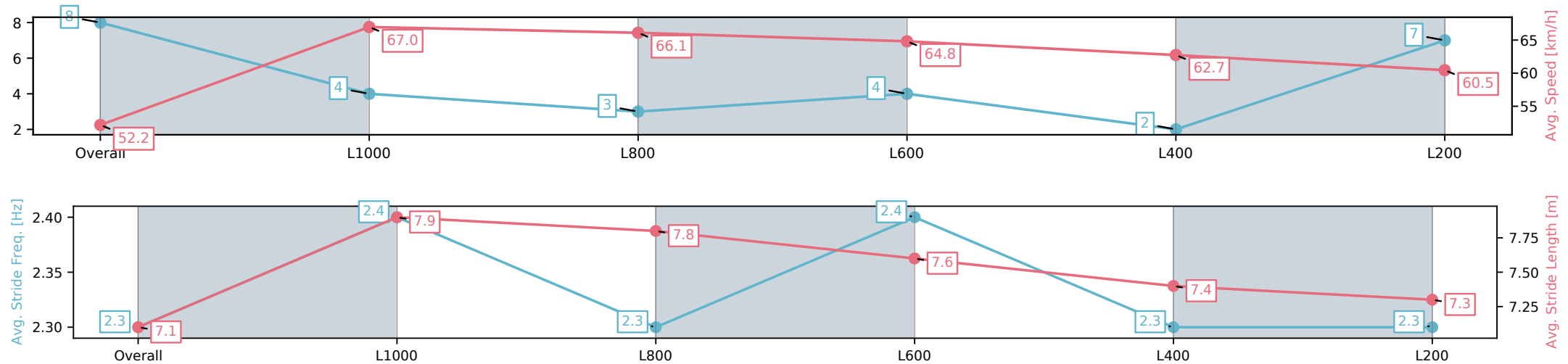
Race 8: Weber Store Adelaide Mile End Rating 0 - 62
Handicap (Heat 6 of Adelaide In Autumn Series) - 1200m

09 April 2025 - 4:52PM

Track Rating: Good 4, Weather: Overcast, Rail Position: +3m 1200m
Chute; True Remainder



Section	Overall	L1000	L800	L600	L400	L200
Section Times	1:10.23[8] (0:13.79)	0:56.44[4] (0:10.77)	0:45.67[3] (0:11.02)	0:34.65[4] (0:11.25)	0:23.40[2] (0:11.48)	0:11.92[7] (0:11.92)
Average Speed [km/h]	52.2	67.0	66.1	64.8	62.7	60.5
Top Speed [km/h]	66.4	67.3	67.0	65.8	64.5	61.8
Avg. Dist. to Rail [m]	5.8	3.8	4.5	3.1	4.4	5.4
Avg. Stride Freq. [Hz]	2.3	2.4	2.3	2.4	2.3	2.3
Avg. Stride Length [m]	7.1	7.9	7.8	7.6	7.4	7.3



[] Ranking at each section and finish
-:-:- No data available at this section
NA No data available

Horse/Jockey Name	HIGH ON SUGAR/Zephen Johnston-Porter
Finish Rank	9
Fastest Section Time (Section)	0:10.40 (L1000)
Top Speed [km/h] (Section)	69.9 (Overall)
Race State	Finished



Thomas Farms RC Murray Bridge SA - Professional

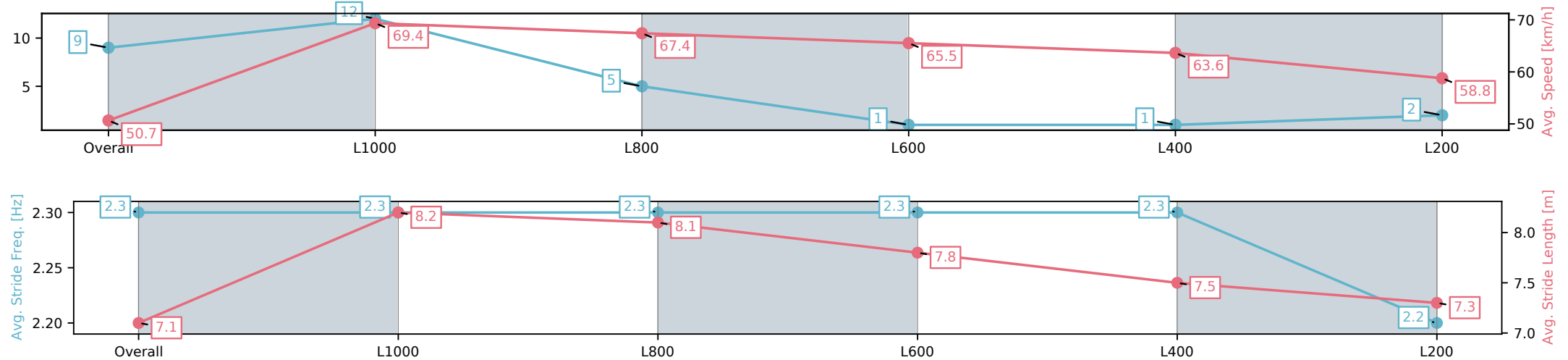
Race 8: Weber Store Adelaide Mile End Rating 0 - 62
Handicap (Heat 6 of Adelaide In Autumn Series) - 1200m



09 April 2025 - 4:52PM

Track Rating: Good 4, Weather: Overcast, Rail Position: +3m 1200m
Chute; True Remainder

Section	Overall	L1000	L800	L600	L400	L200
Section Times	1:10.31[9] (0:14.23)	0:56.08[12] (0:10.40)	0:45.68[5] (0:10.88)	0:34.80[1] (0:11.23)	0:23.57[1] (0:11.33)	0:12.24[2] (0:12.24)
Average Speed [km/h]	50.7	69.4	67.4	65.5	63.6	58.8
Top Speed [km/h]	68.6	69.9	68.4	66.7	66.2	60.9
Avg. Dist. to Rail [m]	12.9	8.4	7.4	5.2	5.6	5.7
Avg. Stride Freq. [Hz]	2.3	2.3	2.3	2.3	2.3	2.2
Avg. Stride Length [m]	7.1	8.2	8.1	7.8	7.5	7.3



[] Ranking at each section and finish
-:-:- No data available at this section
NA No data available

Horse/Jockey Name	PRANCETHRULIFE/Taylor Johnstone
Finish Rank	10
Fastest Section Time (Section)	0:10.77 (L1000)
Top Speed [km/h] (Section)	67.5 (L1000)
Race State	Finished



Thomas Farms RC Murray Bridge SA - Professional

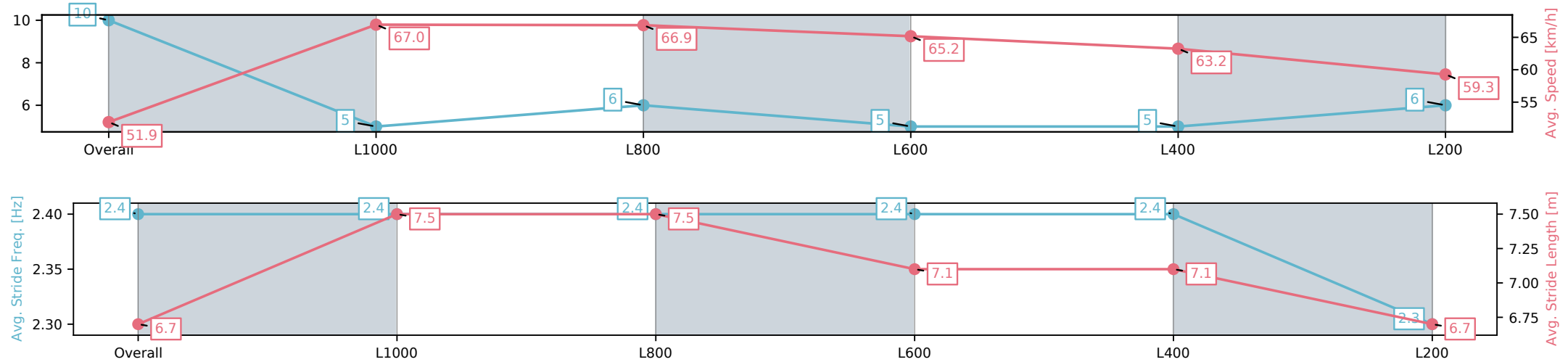
Race 8: Weber Store Adelaide Mile End Rating 0 - 62
Handicap (Heat 6 of Adelaide In Autumn Series) - 1200m



09 April 2025 - 4:52PM

Track Rating: Good 4, Weather: Overcast, Rail Position: +3m 1200m
Chute; True Remainder

Section	Overall	L1000	L800	L600	L400	L200
Section Times	1:10.38[10] (0:13.89)	0:56.49[5] (0:10.77)	0:45.72[6] (0:10.95)	0:34.77[5] (0:11.27)	0:23.50[5] (0:11.37)	0:12.13[6] (0:12.13)
Average Speed [km/h]	51.9	67.0	66.9	65.2	63.2	59.3
Top Speed [km/h]	66.0	67.5	67.5	66.2	64.7	61.7
Avg. Dist. to Rail [m]	9.8	6.5	6.9	3.9	5.7	8.4
Avg. Stride Freq. [Hz]	2.4	2.4	2.4	2.4	2.4	2.3
Avg. Stride Length [m]	6.7	7.5	7.5	7.1	7.1	6.7



- [] Ranking at each section and finish
- :-:- No data available at this section
- NA No data available

Horse/Jockey Name	FOSTER STREET/Rochelle Milnes
Finish Rank	11
Fastest Section Time (Section)	0:10.97 (L1000)
Top Speed [km/h] (Section)	66.7 (Overall)
Race State	Finished



Thomas Farms RC Murray Bridge SA - Professional

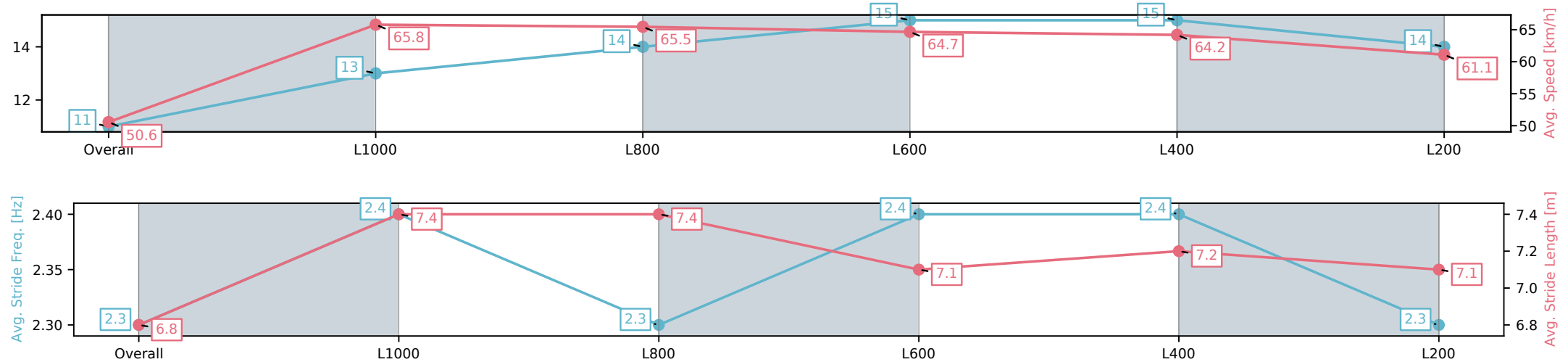
Race 8: Weber Store Adelaide Mile End Rating 0 - 62
Handicap (Heat 6 of Adelaide In Autumn Series) - 1200m



09 April 2025 - 4:52PM

Track Rating: Good 4, Weather: Overcast, Rail Position: +3m 1200m
Chute; True Remainder

Section	Overall	L1000	L800	L600	L400	L200
Section Times	1:10.47[11] (0:14.24)	0:56.23[13] (0:10.97)	0:45.26[14] (0:11.09)	0:34.17[15] (0:11.16)	0:23.01[15] (0:11.21)	0:11.80[14] (0:11.80)
Average Speed [km/h]	50.6	65.8	65.5	64.7	64.2	61.1
Top Speed [km/h]	63.7	66.7	66.4	65.6	65.8	63.3
Avg. Dist. to Rail [m]	7.4	3.4	3.8	1.3	1.1	2.6
Avg. Stride Freq. [Hz]	2.3	2.4	2.3	2.4	2.4	2.3
Avg. Stride Length [m]	6.8	7.4	7.4	7.1	7.2	7.1



[] Ranking at each section and finish
-:-:- No data available at this section
NA No data available

Horse/Jockey Name	COMMANDER MEROO/Jake Toeroek
Finish Rank	12
Fastest Section Time (Section)	0:10.87 (L1000)
Top Speed [km/h] (Section)	66.8 (Overall)
Race State	Finished



Thomas Farms RC Murray Bridge SA - Professional

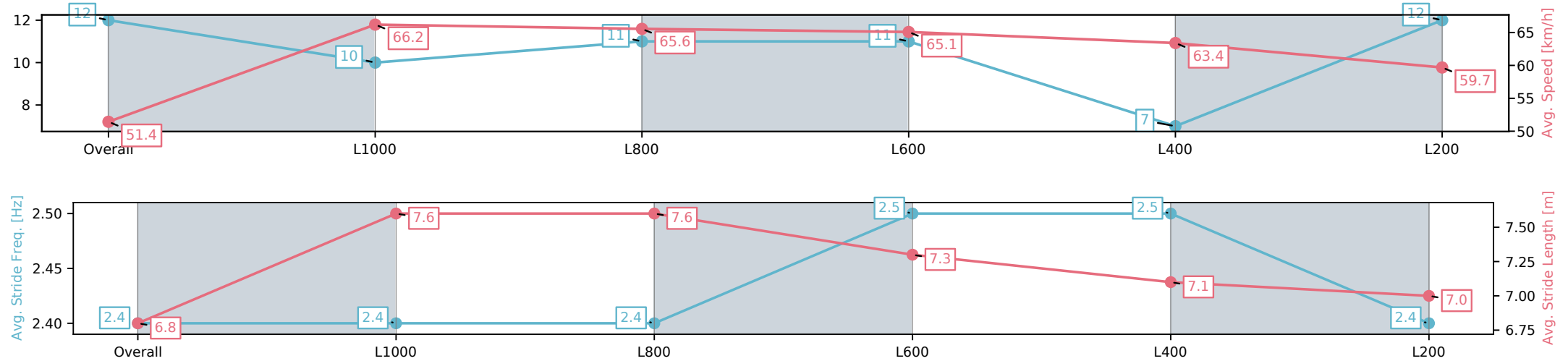
Race 8: Weber Store Adelaide Mile End Rating 0 - 62
Handicap (Heat 6 of Adelaide In Autumn Series) - 1200m



09 April 2025 - 4:52PM

Track Rating: Good 4, Weather: Overcast, Rail Position: +3m 1200m
Chute; True Remainder

Section	Overall	L1000	L800	L600	L400	L200
Section Times	1:10.54[12] (0:14.01)	0:56.53[10] (0:10.87)	0:45.66[11] (0:11.08)	0:34.58[11] (0:11.14)	0:23.44[7] (0:11.36)	0:12.08[12] (0:12.08)
Average Speed [km/h]	51.4	66.2	65.6	65.1	63.4	59.7
Top Speed [km/h]	65.2	66.8	66.6	65.9	64.4	62.1
Avg. Dist. to Rail [m]	2.6	1.5	3.2	1.6	4.0	6.9
Avg. Stride Freq. [Hz]	2.4	2.4	2.4	2.5	2.5	2.4
Avg. Stride Length [m]	6.8	7.6	7.6	7.3	7.1	7.0



[] Ranking at each section and finish
-:-:- No data available at this section
NA No data available

Horse/Jockey Name	ALAINGE/Margaret Collett
Finish Rank	13
Fastest Section Time (Section)	0:10.89 (L1000)
Top Speed [km/h] (Section)	67.3 (L1000)
Race State	Finished



Thomas Farms RC Murray Bridge SA - Professional

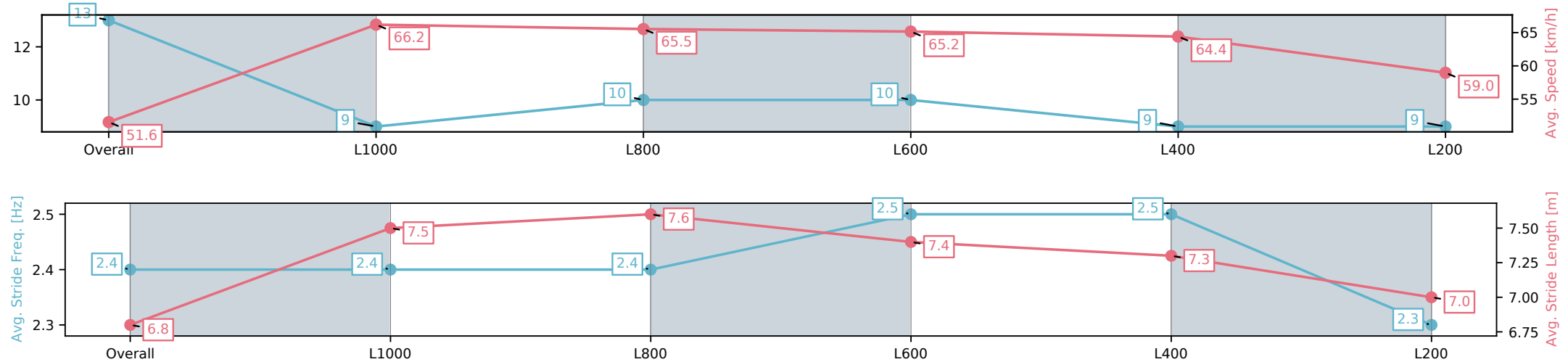
Race 8: Weber Store Adelaide Mile End Rating 0 - 62
Handicap (Heat 6 of Adelaide In Autumn Series) - 1200m

09 April 2025 - 4:52PM

Track Rating: Good 4, Weather: Overcast, Rail Position: +3m 1200m
Chute; True Remainder



Section	Overall	L1000	L800	L600	L400	L200
Section Times	1:10.58[13] (0:13.97)	0:56.61[9] (0:10.89)	0:45.72[10] (0:11.09)	0:34.63[10] (0:11.23)	0:23.40[9] (0:11.19)	0:12.21[9] (0:12.21)
Average Speed [km/h]	51.6	66.2	65.5	65.2	64.4	59.0
Top Speed [km/h]	64.9	66.9	67.3	66.2	65.7	62.3
Avg. Dist. to Rail [m]	4.2	2.5	3.9	3.8	6.8	9.3
Avg. Stride Freq. [Hz]	2.4	2.4	2.4	2.5	2.5	2.3
Avg. Stride Length [m]	6.8	7.5	7.6	7.4	7.3	7.0



[] Ranking at each section and finish
-:-:- No data available at this section
NA No data available

Horse/Jockey Name	AMMO AMOR/Brooke King
Finish Rank	14
Fastest Section Time (Section)	0:10.91 (L1000)
Top Speed [km/h] (Section)	67.5 (Overall)
Race State	Finished



Thomas Farms RC Murray Bridge SA - Professional

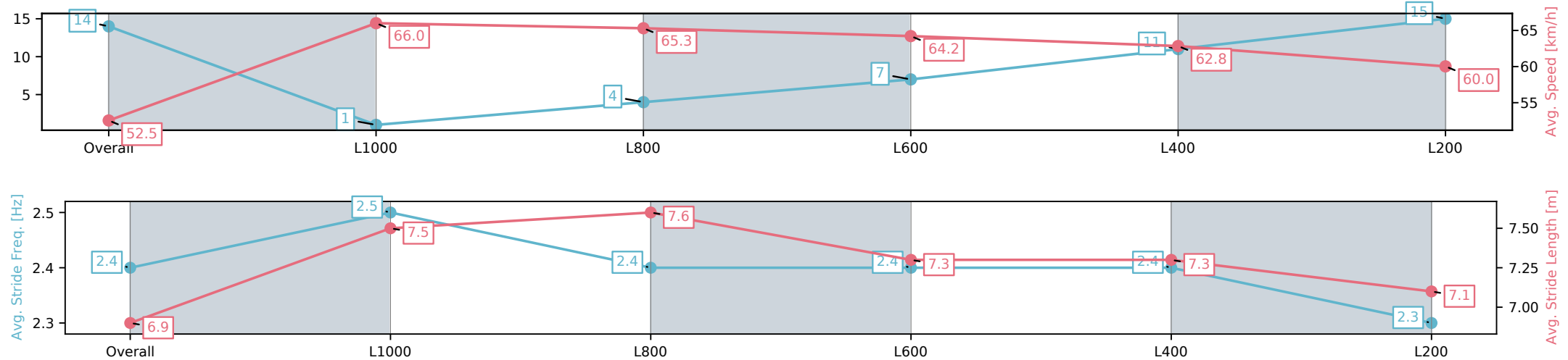
Race 8: Weber Store Adelaide Mile End Rating 0 - 62
Handicap (Heat 6 of Adelaide In Autumn Series) - 1200m

09 April 2025 - 4:52PM

Track Rating: Good 4, Weather: Overcast, Rail Position: +3m 1200m
Chute; True Remainder



Section	Overall	L1000	L800	L600	L400	L200
Section Times	1:10.68[14] (0:13.71)	0:56.97[1] (0:10.91)	0:46.06[4] (0:11.14)	0:34.92[7] (0:11.46)	0:23.46[11] (0:11.47)	0:11.99[15] (0:11.99)
Average Speed [km/h]	52.5	66.0	65.3	64.2	62.8	60.0
Top Speed [km/h]	65.6	67.5	66.9	64.9	64.7	61.7
Avg. Dist. to Rail [m]	1.3	0.7	3.3	5.2	7.2	9.6
Avg. Stride Freq. [Hz]	2.4	2.5	2.4	2.4	2.4	2.3
Avg. Stride Length [m]	6.9	7.5	7.6	7.3	7.3	7.1



Horse/Jockey Name	LITTLE RICH BOY/Stacey Metcalfe
Finish Rank	15
Fastest Section Time (Section)	0:10.79 (L1000)
Top Speed [km/h] (Section)	68.0 (Overall)
Race State	Finished



Thomas Farms RC Murray Bridge SA - Professional

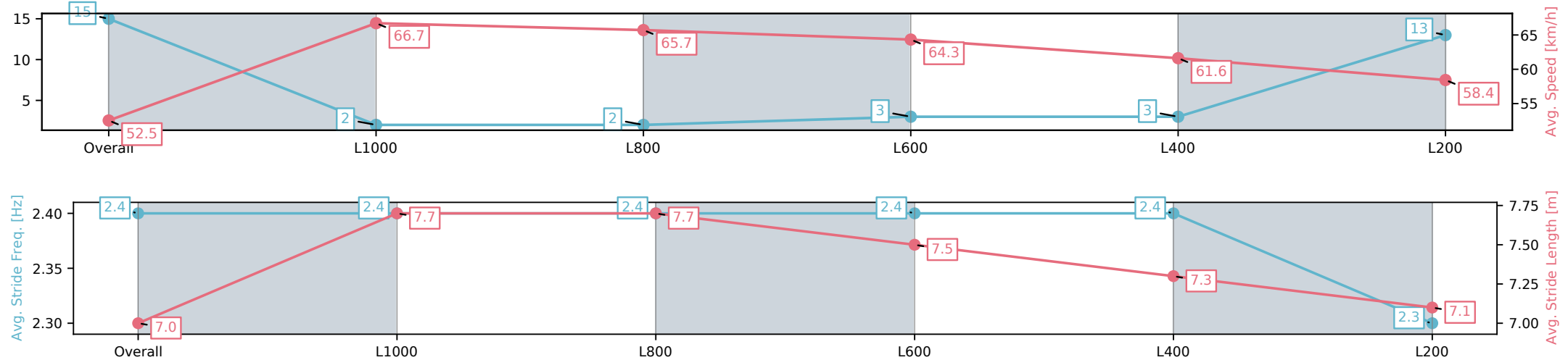
Race 8: Weber Store Adelaide Mile End Rating 0 - 62
Handicap (Heat 6 of Adelaide In Autumn Series) - 1200m

09 April 2025 - 4:52PM

Track Rating: Good 4, Weather: Overcast, Rail Position: +3m 1200m
Chute; True Remainder



Section	Overall	L1000	L800	L600	L400	L200
Section Times	1:10.85[15] (0:13.71)	0:57.14[2] (0:10.79)	0:46.35[2] (0:11.07)	0:35.28[3] (0:11.26)	0:24.02[3] (0:11.70)	0:12.32[13] (0:12.32)
Average Speed [km/h]	52.5	66.7	65.7	64.3	61.6	58.4
Top Speed [km/h]	64.5	68.0	67.0	65.3	63.2	60.1
Avg. Dist. to Rail [m]	4.0	2.8	3.8	1.5	2.5	3.6
Avg. Stride Freq. [Hz]	2.4	2.4	2.4	2.4	2.4	2.3
Avg. Stride Length [m]	7.0	7.7	7.7	7.5	7.3	7.1



[] Ranking at each section and finish
-:-:- No data available at this section
NA No data available

Horse/Jockey Name	HARBOURING/Emily Finnegan
Finish Rank	16
Fastest Section Time (Section)	0:11.15 (L1000)
Top Speed [km/h] (Section)	66.7 (L1000)
Race State	Finished



Thomas Farms RC Murray Bridge SA - Professional

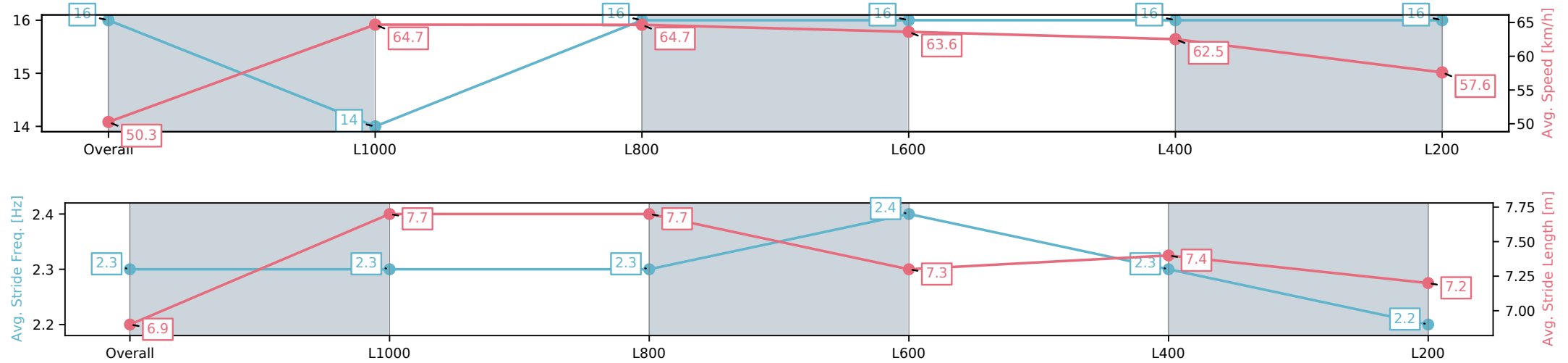
Race 8: Weber Store Adelaide Mile End Rating 0 - 62
Handicap (Heat 6 of Adelaide In Autumn Series) - 1200m



09 April 2025 - 4:52PM

Track Rating: Good 4, Weather: Overcast, Rail Position: +3m 1200m
Chute; True Remainder

Section	Overall	L1000	L800	L600	L400	L200
Section Times	1:11.95[16] (0:14.30)	0:57.65[14] (0:11.15)	0:46.50[16] (0:11.17)	0:35.33[16] (0:11.31)	0:24.02[16] (0:11.52)	0:12.50[16] (0:12.50)
Average Speed [km/h]	50.3	64.7	64.7	63.6	62.5	57.6
Top Speed [km/h]	63.7	66.0	66.7	64.5	64.7	60.7
Avg. Dist. to Rail [m]	1.5	0.6	1.1	0.7	2.2	3.8
Avg. Stride Freq. [Hz]	2.3	2.3	2.3	2.4	2.3	2.2
Avg. Stride Length [m]	6.9	7.7	7.7	7.3	7.4	7.2



[] Ranking at each section and finish
-:-:- No data available at this section
NA No data available