



RACINGSA

Thomas Farms RC Murray Bridge SA

Race 7: Ranvet National Apprentice Race Series 2025 Rating 0 - 60 Handicap (Heat 6 Prov. Pathways Series) - 1600m

09 April 2025 - 4:17PM



Murray Bridge
Racing Club

Track Rating: Good 4, Weather: Overcast, Rail Position: +3m 1200m Chute; True
Remainder

Section Field Times

Overall	L1400	L1200	L1000	L800	L600
1:35.96	1:22.35	1:10.92	0:59.18	0:47.20	0:35.36
(0:13.61)	(0:11.44)	(0:11.73)	(0:11.98)	(0:11.85)	(0:11.84)

Position	#	Horse/Jockey	Barrier	Top Speed [km/h]	Fastest Section	First 400m	Overall	L1400	L1200	L1000	L800	L600	Distance Travelled From Winner [m]
1	5	STIRRUP CUP	15	65.1	0:11.24	0:26.08	1:35.96	1:21.50 [16]	1:09.88 [15]	0:58.12 [15]	0:46.20 [14]	0:34.21 [14]	
		Jackson Radley		800-600	400-200		(0:14.46)	(0:11.62)	(0:11.76)	(0:11.92)	(0:11.99)	(0:11.44)	
2	11	WILD WINNER	5	64.7	0:11.32	0:25.17	1:36.31	1:22.46 [5]	1:11.14 [4]	0:59.44 [4]	0:47.38 [3]	0:35.38 [4]	-3
		Lek Maloney		1600-1400	1400-1200		(0:13.85)	(0:11.32)	(0:11.70)	(0:12.06)	(0:12.00)	(0:11.73)	
3	3	THERE GOES MY HERO	8	63.6	0:11.44	0:25.04	1:36.48	1:22.88 [1]	1:11.44 [1]	0:59.70 [1]	0:47.73 [1]	0:35.88 [1]	-4
		Zephen Johnston-Porter		1600-1400	1400-1200		(0:13.60)	(0:11.44)	(0:11.74)	(0:11.97)	(0:11.85)	(0:11.84)	
4	9	WE'VE GOTTA DEEL	14	64.7	0:11.49	0:25.31	1:36.50	1:22.68 [4]	1:11.19 [5]	0:59.35 [6]	0:47.36 [6]	0:35.46 [5]	+4
		Felicity Atkinson		1600-1400	1400-1200		(0:13.82)	(0:11.49)	(0:11.84)	(0:11.99)	(0:11.90)	(0:11.66)	
5	4	BLISSFUL BAY	11	65.0	0:11.39	0:25.14	1:36.54	1:22.79 [3]	1:11.40 [3]	0:59.72 [3]	0:47.60 [4]	0:35.64 [3]	+4
		Alan Lai		1600-1400	1400-1200		(0:13.75)	(0:11.39)	(0:11.68)	(0:12.12)	(0:11.96)	(0:11.71)	
6	15	SEAFARING	9	63.3	0:11.43	0:25.12	1:36.55	1:22.86 [2]	1:11.43 [2]	0:59.76 [2]	0:47.71 [2]	0:35.79 [2]	-3
		Taylor Johnstone		1600-1400	1400-1200		(0:13.69)	(0:11.43)	(0:11.67)	(0:12.05)	(0:11.92)	(0:11.74)	
7	12	DON'T MATTA ME	6	64.1	0:11.42	0:25.44	1:36.63	1:22.61 [8]	1:11.19 [7]	0:59.48 [5]	0:47.58 [5]	0:35.56 [6]	+1
		Matthew Chadwick		1600-1400	1400-1200		(0:14.02)	(0:11.42)	(0:11.71)	(0:11.90)	(0:12.02)	(0:11.70)	
8	1	RABTAT	2	63.6	0:11.66	0:26.08	1:36.73	1:22.31 [15]	1:10.65 [16]	0:58.97 [14]	0:47.06 [12]	0:35.25 [9]	+0
		Margaret Collett		600-400	1400-1200		(0:14.42)	(0:11.66)	(0:11.68)	(0:11.91)	(0:11.81)	(0:11.71)	
9	6	ENCIPHERING	13	64.2	0:11.49	0:25.41	1:36.75	1:22.88 [6]	1:11.34 [6]	0:59.43 [8]	0:47.35 [8]	0:35.35 [8]	+8
		Polly Brewster		800-600	400-200		(0:13.87)	(0:11.54)	(0:11.91)	(0:12.08)	(0:12.00)	(0:11.71)	
10	10	VIVACIOUS AWARD	3	63.6	0:11.50	0:25.80	1:36.83	1:22.59 [11]	1:11.03 [11]	0:59.23 [11]	0:47.26 [10]	0:35.31 [10]	+4
		Isaac Sit		800-600	400-200		(0:14.24)	(0:11.56)	(0:11.80)	(0:11.97)	(0:11.95)	(0:11.76)	

Scratched: Jaywick (#17)

Report Created: Wed 09 April 2025 17:41:43 GMT+10 (Note: Timing is based on positional data)

Page 1/20

[]	Position in running at each section and finish	#	Saddle cloth number
:-:--	No data available at this section	DNF	Did not finish
NA	No data available	DNT	Did not track
■	Background shading for fastest section		

data processed by  TRIPLESDATA



Thomas Farms RC Murray Bridge SA
Race 7: Ranvet National Apprentice Race Series 2025 Rating 0 - 60 Handicap (Heat 6 Prov.
Pathways Series) - 1600m
09 April 2025 - 4:17PM



Track Rating: Good 4, Weather: Overcast, Rail Position: +3m 1200m Chute; True
Remainder

Section
Field Times

Overall
1:35.96
(0:13.61)
L1400
1:22.35
(0:11.44)
L1200
1:10.92
(0:11.73)
L1000
0:59.18
(0:11.98)
L800
0:47.20
(0:11.85)
L600
0:35.36
(0:11.84)

Position	#	Horse/Jockey	Barrier	Top Speed [km/h]	Fastest Section	First 400m								Distance Travelled From Winner [m]
11	2	JAMCRA	10	63.9	0:11.56	0:25.54	1:37.13	1:23.15 [7]	1:11.59 [8]	0:59.83 [7]	0:47.58 [9]	0:35.54 [11]		+0
		Jace McMurray		800-600	1400-1200		(0:13.98)	(0:11.56)	(0:11.76)	(0:12.25)	(0:12.04)	(0:11.59)		
12	16	SIRMAZE	1	63.5	0:11.60	0:25.76	1:37.14	1:22.98 [9]	1:11.38 [10]	0:59.69 [9]	0:47.76 [7]	0:35.89 [7]		-2
		Zoe Lloyd		1400-1200	1400-1200		(0:14.16)	(0:11.60)	(0:11.69)	(0:11.93)	(0:11.87)	(0:11.72)		
13	8	MASTER OF ZERPRISE	4	63.2	0:11.56	0:25.96	1:37.42	1:23.13 [13]	1:11.46 [14]	0:59.55 [16]	0:47.49 [16]	0:35.60 [15]		+3
		Jade Doyle		600-400	400-200		(0:14.28)	(0:11.67)	(0:11.91)	(0:12.06)	(0:11.89)	(0:11.75)		
14	13	SPLASH LANDING	12	65.3	0:11.61	0:25.92	1:37.48	1:23.17 [14]	1:11.56 [12]	0:59.76 [13]	0:47.62 [15]	0:35.63 [16]		+9
		Rochelle Milnes		1600-1400	1400-1200		(0:14.31)	(0:11.61)	(0:11.80)	(0:12.14)	(0:11.99)	(0:11.74)		
15	7	KIRKLISTON BLU	16	64.1	0:11.66	0:25.93	1:37.70	1:23.43 [12]	1:11.77 [13]	1:00.06 [12]	0:47.99 [13]	0:36.05 [13]		+9
		Caitlin Tootell		800-600	1400-1200		(0:14.27)	(0:11.66)	(0:11.71)	(0:12.07)	(0:11.94)	(0:11.81)		
16	14	SHUT THAT D'OR	7	64.0	0:11.48	0:25.70	1:38.65	1:24.43 [10]	1:12.95 [9]	1:01.16 [10]	0:49.06 [11]	0:37.02 [12]		+9
		Caitlyn Munro		800-600	1400-1200		(0:14.22)	(0:11.48)	(0:11.79)	(0:12.10)	(0:12.04)	(0:11.95)		

Scratched: Jaywick (#17)



RACINGSA

Thomas Farms RC Murray Bridge SA

Race 7: Ranvet National Apprentice Race Series 2025 Rating 0 - 60 Handicap (Heat 6 Prov. Pathways Series) - 1600m

09 April 2025 - 4:17PM



Murray Bridge
Racing Club

Track Rating: Good 4, Weather: Overcast, Rail Position: +3m 1200m Chute; True
Remainder

Section Field Times

Section Field Times							L400 0:23.51 (0:11.79)	L200 0:11.73 (0:11.73)							
Position	#	Horse/Jockey	Barrier	Top Speed [km/h]	Fastest Section	First 400m	Margin								Distance Travelled From Winner [m]
1	5	STIRRUP CUP	15	65.1	0:11.24	0:26.08	0:22.77 [11]	0:11.53 [7]	1:35.96						
		Jackson Radley		800-600	400-200		(0:11.24)	(0:11.53)							
2	11	WILD WINNER	5	64.7	0:11.32	0:25.17	0:23.65 [4]	0:12.07 [3]	2.1L					-3	
		Lek Maloney		1600-1400	1400-1200		(0:11.57)	(0:12.07)							
3	3	THERE GOES MY HERO	8	63.6	0:11.44	0:25.04	0:24.04 [1]	0:12.25 [1]	3.16L					-4	
		Zephen Johnston-Porter		1600-1400	1400-1200		(0:11.79)	(0:12.25)							
4	9	WE'VE GOTTA DEEL	14	64.7	0:11.49	0:25.31	0:23.80 [5]	0:12.24 [4]	3.26L					+4	
		Felicity Atkinson		1600-1400	1400-1200		(0:11.56)	(0:12.24)							
5	4	BLISSFUL BAY	11	65.0	0:11.39	0:25.14	0:23.93 [3]	0:12.31 [2]	3.48L					+4	
		Alan Lai		1600-1400	1400-1200		(0:11.62)	(0:12.31)							
6	15	SEAFARING	9	63.3	0:11.43	0:25.12	0:24.05 [2]	0:12.28 [5]	3.56L					-3	
		Taylor Johnstone		1600-1400	1400-1200		(0:11.77)	(0:12.28)							
7	12	DON'T MATTA ME	6	64.1	0:11.42	0:25.44	0:23.86 [6]	0:12.29 [6]	4.04L					+1	
		Matthew Chadwick		1600-1400	1400-1200		(0:11.56)	(0:12.28)							
8	1	RABTAT	2	63.6	0:11.66	0:26.08	0:23.54 [10]	0:11.87 [12]	4.68L					+0	
		Margaret Collett		600-400	1400-1200		(0:11.67)	(0:11.87)							
9	6	ENCIPHERING	13	64.2	0:11.49	0:25.41	0:23.64 [8]	0:12.15 [8]	4.8L					+8	
		Polly Brewster		800-600	400-200		(0:11.49)	(0:12.15)							
10	10	VIVACIOUS AWARD	3	63.6	0:11.50	0:25.80	0:23.55 [12]	0:12.05 [10]	5.26L					+4	
		Isaac Sit		800-600	400-200		(0:11.50)	(0:12.05)							

Scratched: Jaywick (#17)

Report Created: Wed 09 April 2025 17:41:43 GMT+10 (Note: Timing is based on positional data)

Page 3/20

[] Position in running at each section and finish
-:-:- No data available at this section
NA No data available
■ Background shading for fastest section

Saddle cloth number
DNF Did not finish
DNT Did not track

data processed by  TRIPLESDATA



Thomas Farms RC Murray Bridge SA
Race 7: Ranvet National Apprentice Race Series 2025 Rating 0 - 60 Handicap (Heat 6 Prov.
Pathways Series) - 1600m
09 April 2025 - 4:17PM



Track Rating: Good 4, Weather: Overcast, Rail Position: +3m 1200m Chute; True
Remainder

Section
Field Times

L400
0:23.51
(0:11.79)
L200
0:11.73
(0:11.73)

Position	#	Horse/Jockey	Barrier	Top Speed [km/h]	Fastest Section	First 400m	Margin	Distance Travelled From Winner [m]
11	2	JAMCRA	10	63.9	0:11.56	0:25.54	0:23.95 [9] 0:12.34 [11]	7.1L +0
		Jace McMurray		800-600	1400-1200		(0:11.61) (0:12.34)	
12	16	SIRMAZE	1	63.5	0:11.60	0:25.76	0:24.17 [7] 0:12.39 [9]	7.17L -2
		Zoe Lloyd		1400-1200	1400-1200		(0:11.78) (0:12.39)	
13	8	MASTER OF ZERPRISE	4	63.2	0:11.56	0:25.96	0:23.85 [14] 0:12.28 [13]	8.82L +3
		Jade Doyle		600-400	400-200		(0:11.56) (0:12.28)	
14	13	SPLASH LANDING	12	65.3	0:11.61	0:25.92	0:23.89 [16] 0:12.27 [14]	9.23L +9
		Rochelle Milnes		1600-1400	1400-1200		(0:11.62) (0:12.27)	
15	7	KIRKLISTON BLU	16	64.1	0:11.66	0:25.93	0:24.24 [13] 0:12.40 [15]	10.5L +9
		Caitlin Tootell		800-600	1400-1200		(0:11.84) (0:12.40)	
16	14	SHUT THAT D'OR	7	64.0	0:11.48	0:25.70	0:25.07 [15] 0:13.10 [16]	16.29L +9
		Caitlyn Munro		800-600	1400-1200		(0:11.97) (0:13.10)	

Scratched: Jaywick (#17)

Horse/Jockey Name	STIRRUP CUP/Jackson Radley
Finish Rank	1
Fastest Section Time (Section)	0:11.24 (L400)
Top Speed [km/h] (Section)	65.1 (L800)
Race State	Finished



Thomas Farms RC Murray Bridge SA - Professional

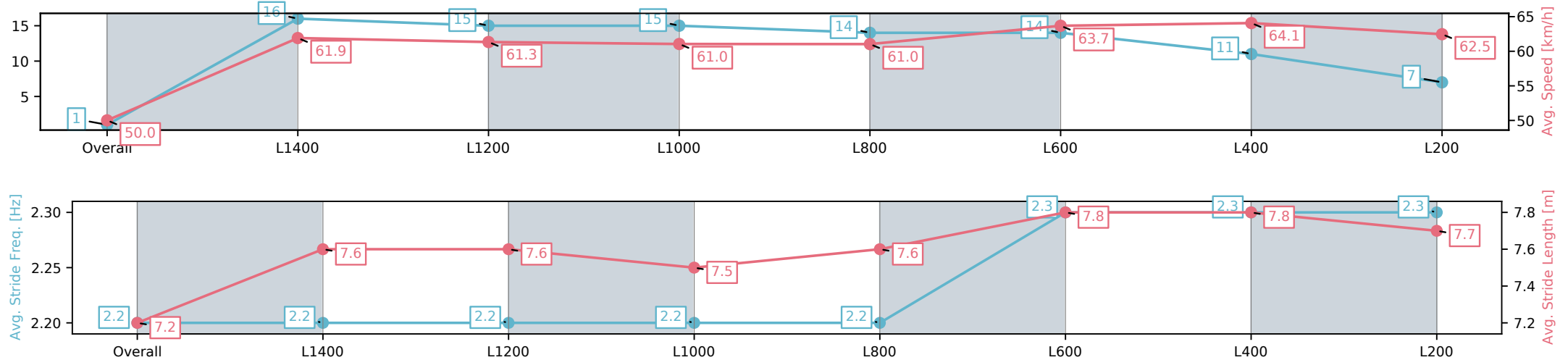
Race 7: Ranvet National Apprentice Race Series 2025
Rating 0 - 60 Handicap (Heat 6 Prov. Pathways Series) -
1600m



09 April 2025 - 4:17PM

Track Rating: Good 4, Weather: Overcast, Rail Position: +3m 1200m
Chute; True Remainder

Section	Overall	L1400	L1200	L1000	L800	L600	L400	L200
Section Times	1:35.96[1] (0:14.46)	1:21.50[16] (0:11.62)	1:09.88[15] (0:11.76)	0:58.12[15] (0:11.92)	0:46.20[14] (0:11.99)	0:34.21[14] (0:11.44)	0:22.77[11] (0:11.24)	0:11.53[7] (0:11.53)
Average Speed [km/h]	50.0	61.9	61.3	61.0	61.0	63.7	64.1	62.5
Top Speed [km/h]	61.6	62.8	62.8	62.3	62.5	65.1	64.8	63.8
Avg. Dist. to Rail [m]	8.2	1.8	0.7	2.3	3.4	2.8	4.1	3.0
Avg. Stride Freq. [Hz]	2.2	2.2	2.2	2.2	2.2	2.3	2.3	2.3
Avg. Stride Length [m]	7.2	7.6	7.6	7.5	7.6	7.8	7.8	7.7



[] Ranking at each section and finish
-:-:- No data available at this section
NA No data available

Horse/Jockey Name	WILD WINNER/Lek Maloney
Finish Rank	2
Fastest Section Time (Section)	0:11.32 (L1400)
Top Speed [km/h] (Section)	64.7 (Overall)
Race State	Finished



Thomas Farms RC Murray Bridge SA - Professional

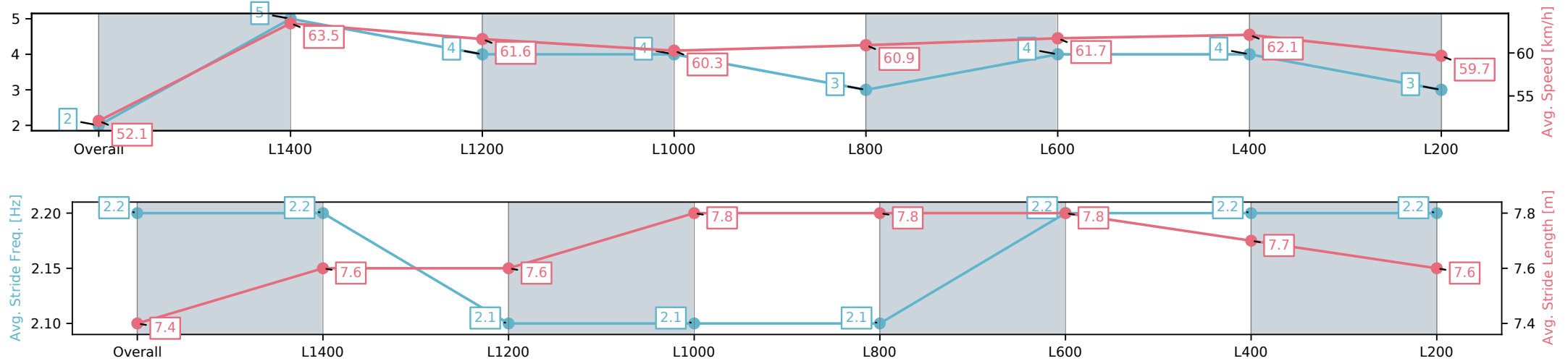
Race 7: Ranvet National Apprentice Race Series 2025
Rating 0 - 60 Handicap (Heat 6 Prov. Pathways Series) -
1600m



09 April 2025 - 4:17PM

Track Rating: Good 4, Weather: Overcast, Rail Position: +3m 1200m
Chute; True Remainder

Section	Overall	L1400	L1200	L1000	L800	L600	L400	L200
Section Times	1:36.31[2] (0:13.85)	1:22.46[5] (0:11.32)	1:11.14[4] (0:11.70)	0:59.44[4] (0:12.06)	0:47.38[3] (0:12.00)	0:35.38[4] (0:11.73)	0:23.65[4] (0:11.57)	0:12.07[3] (0:12.07)
Average Speed [km/h]	52.1	63.5	61.6	60.3	60.9	61.7	62.1	59.7
Top Speed [km/h]	64.4	64.7	63.0	60.9	61.3	62.6	62.6	61.2
Avg. Dist. to Rail [m]	3.5	0.5	0.6	2.0	2.7	1.4	2.3	2.9
Avg. Stride Freq. [Hz]	2.2	2.2	2.1	2.1	2.1	2.2	2.2	2.2
Avg. Stride Length [m]	7.4	7.6	7.6	7.8	7.8	7.8	7.7	7.6



[] Ranking at each section and finish
-:-:- No data available at this section
NA No data available

Horse/Jockey Name	THERE GOES MY HERO/Zephen Johnston-Porter
Finish Rank	3
Fastest Section Time (Section)	0:11.44 (L1400)
Top Speed [km/h] (Section)	63.6 (Overall)
Race State	Finished



Thomas Farms RC Murray Bridge SA - Professional

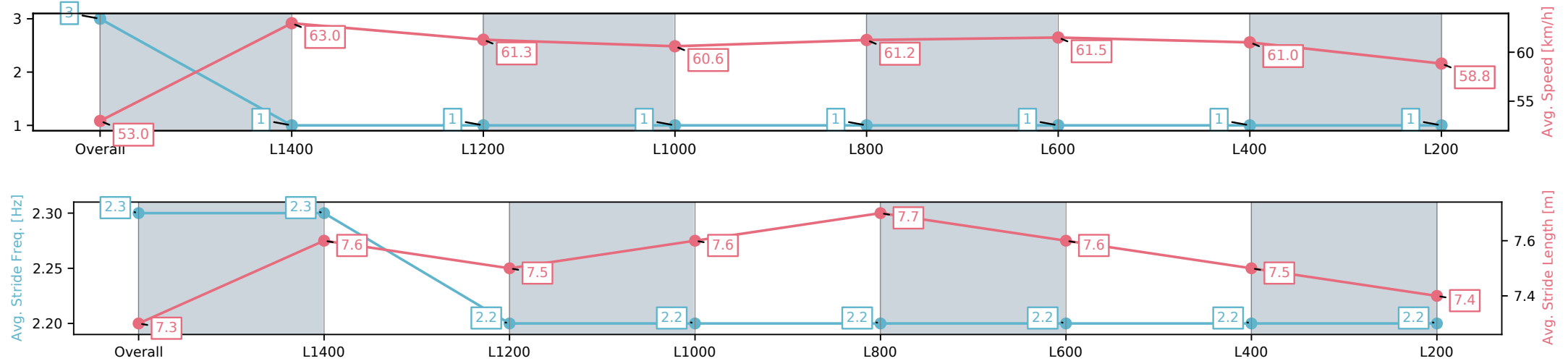
Race 7: Ranvet National Apprentice Race Series 2025
Rating 0 - 60 Handicap (Heat 6 Prov. Pathways Series) - 1600m



09 April 2025 - 4:17PM

Track Rating: Good 4, Weather: Overcast, Rail Position: +3m 1200m
Chute; True Remainder

Section	Overall	L1400	L1200	L1000	L800	L600	L400	L200
Section Times	1:36.48[3] (0:13.60)	1:22.88[1] (0:11.44)	1:11.44[1] (0:11.74)	0:59.70[1] (0:11.97)	0:47.73[1] (0:11.85)	0:35.88[1] (0:11.84)	0:24.04[1] (0:11.79)	0:12.25[1] (0:12.25)
Average Speed [km/h]	53.0	63.0	61.3	60.6	61.2	61.5	61.0	58.8
Top Speed [km/h]	63.1	63.6	63.0	61.0	61.7	62.1	62.0	60.4
Avg. Dist. to Rail [m]	4.0	0.2	0.2	1.1	1.8	2.6	4.5	7.2
Avg. Stride Freq. [Hz]	2.3	2.3	2.2	2.2	2.2	2.2	2.2	2.2
Avg. Stride Length [m]	7.3	7.6	7.5	7.6	7.7	7.6	7.5	7.4



[] Ranking at each section and finish
-:-:- No data available at this section
NA No data available

Horse/Jockey Name	WE'VE GOTTA DEEL/Felicity Atkinson
Finish Rank	4
Fastest Section Time (Section)	0:11.49 (L1400)
Top Speed [km/h] (Section)	64.7 (Overall)
Race State	Finished



Thomas Farms RC Murray Bridge SA - Professional

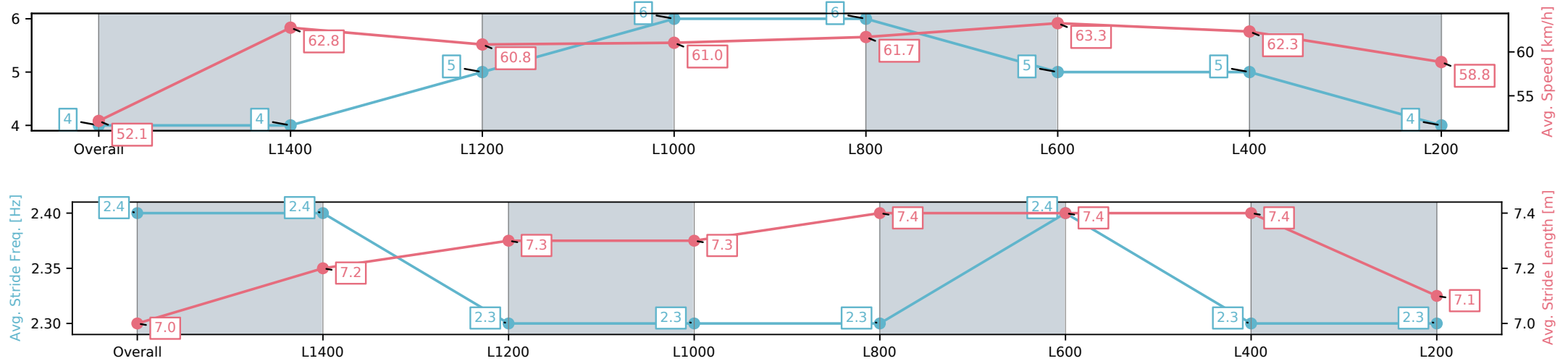
Race 7: Ranvet National Apprentice Race Series 2025
Rating 0 - 60 Handicap (Heat 6 Prov. Pathways Series) -
1600m



09 April 2025 - 4:17PM

Track Rating: Good 4, Weather: Overcast, Rail Position: +3m 1200m
Chute; True Remainder

Section	Overall	L1400	L1200	L1000	L800	L600	L400	L200
Section Times	1:36.50[4] (0:13.82)	1:22.68[4] (0:11.49)	1:11.19[5] (0:11.84)	0:59.35[6] (0:11.99)	0:47.36[6] (0:11.90)	0:35.46[5] (0:11.66)	0:23.80[5] (0:11.56)	0:12.24[4] (0:12.24)
Average Speed [km/h]	52.1	62.8	60.8	61.0	61.7	63.3	62.3	58.8
Top Speed [km/h]	64.7	64.6	62.1	62.4	63.2	63.7	64.0	60.6
Avg. Dist. to Rail [m]	10.5	3.7	3.0	3.1	4.0	5.4	9.8	15.3
Avg. Stride Freq. [Hz]	2.4	2.4	2.3	2.3	2.3	2.4	2.3	2.3
Avg. Stride Length [m]	7.0	7.2	7.3	7.3	7.4	7.4	7.4	7.1



[] Ranking at each section and finish
-:-:- No data available at this section
NA No data available

Horse/Jockey Name	BLISSFUL BAY/Alan Lai
Finish Rank	5
Fastest Section Time (Section)	0:11.39 (L1400)
Top Speed [km/h] (Section)	65.0 (Overall)
Race State	Finished



Thomas Farms RC Murray Bridge SA - Professional

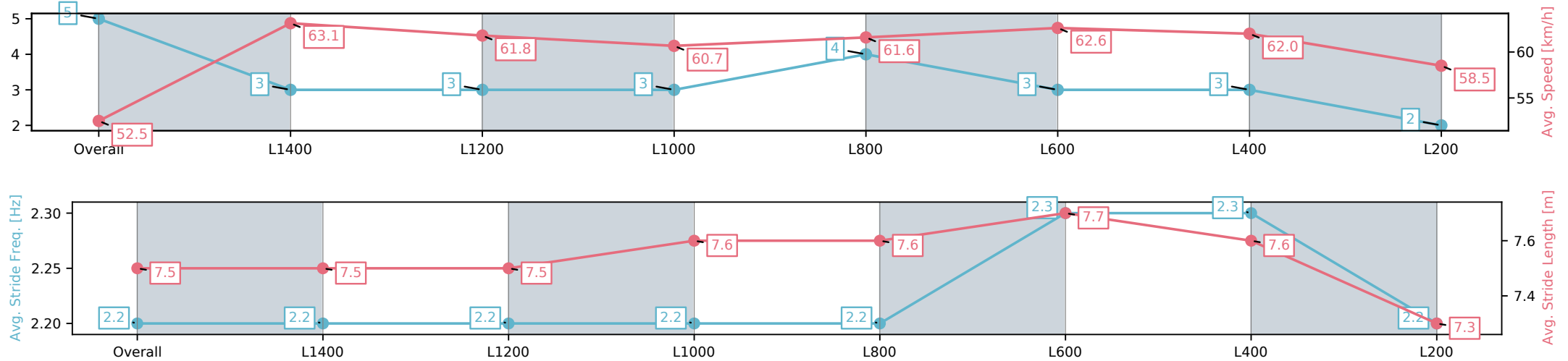
Race 7: Ranvet National Apprentice Race Series 2025
Rating 0 - 60 Handicap (Heat 6 Prov. Pathways Series) -
1600m



09 April 2025 - 4:17PM

Track Rating: Good 4, Weather: Overcast, Rail Position: +3m 1200m
Chute; True Remainder

Section	Overall	L1400	L1200	L1000	L800	L600	L400	L200
Section Times	1:36.54[5] (0:13.75)	1:22.79[3] (0:11.39)	1:11.40[3] (0:11.68)	0:59.72[3] (0:12.12)	0:47.60[4] (0:11.96)	0:35.64[3] (0:11.71)	0:23.93[3] (0:11.62)	0:12.31[2] (0:12.31)
Average Speed [km/h]	52.5	63.1	61.8	60.7	61.6	62.6	62.0	58.5
Top Speed [km/h]	63.8	65.0	62.4	61.9	62.4	64.5	63.3	60.4
Avg. Dist. to Rail [m]	8.2	2.9	2.9	4.0	4.4	4.6	8.5	13.7
Avg. Stride Freq. [Hz]	2.2	2.2	2.2	2.2	2.2	2.3	2.3	2.2
Avg. Stride Length [m]	7.5	7.5	7.5	7.6	7.6	7.7	7.6	7.3



[] Ranking at each section and finish
-:-:- No data available at this section
NA No data available

Horse/Jockey Name	SEAFARING/Taylor Johnstone
Finish Rank	6
Fastest Section Time (Section)	0:11.43 (L1400)
Top Speed [km/h] (Section)	63.3 (Overall)
Race State	Finished



Thomas Farms RC Murray Bridge SA - Professional

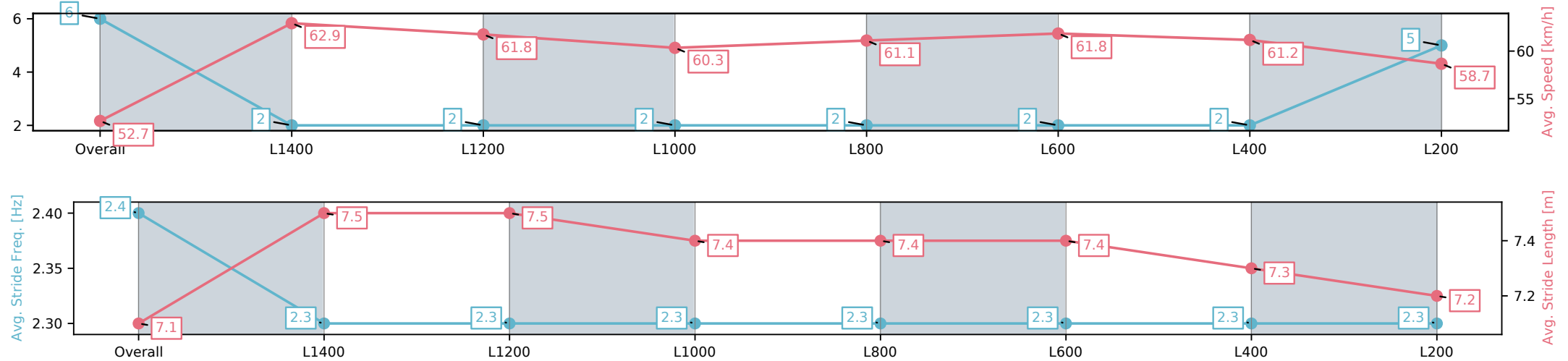
Race 7: Ranvet National Apprentice Race Series 2025
Rating 0 - 60 Handicap (Heat 6 Prov. Pathways Series) -
1600m



09 April 2025 - 4:17PM

Track Rating: Good 4, Weather: Overcast, Rail Position: +3m 1200m
Chute; True Remainder

Section	Overall	L1400	L1200	L1000	L800	L600	L400	L200
Section Times	1:36.55[6] (0:13.69)	1:22.86[2] (0:11.43)	1:11.43[2] (0:11.67)	0:59.76[2] (0:12.05)	0:47.71[2] (0:11.92)	0:35.79[2] (0:11.74)	0:24.05[2] (0:11.77)	0:12.28[5] (0:12.28)
Average Speed [km/h]	52.7	62.9	61.8	60.3	61.1	61.8	61.2	58.7
Top Speed [km/h]	63.0	63.3	62.9	61.1	61.7	62.4	62.5	60.4
Avg. Dist. to Rail [m]	5.7	1.0	0.9	1.7	2.6	2.1	5.6	8.7
Avg. Stride Freq. [Hz]	2.4	2.3	2.3	2.3	2.3	2.3	2.3	2.3
Avg. Stride Length [m]	7.1	7.5	7.5	7.4	7.4	7.4	7.3	7.2



[] Ranking at each section and finish
-:-:- No data available at this section
NA No data available

Horse/Jockey Name	DON'T MATTA ME/Matthew Chadwick
Finish Rank	7
Fastest Section Time (Section)	0:11.42 (L1400)
Top Speed [km/h] (Section)	64.1 (Overall)
Race State	Finished



Thomas Farms RC Murray Bridge SA - Professional

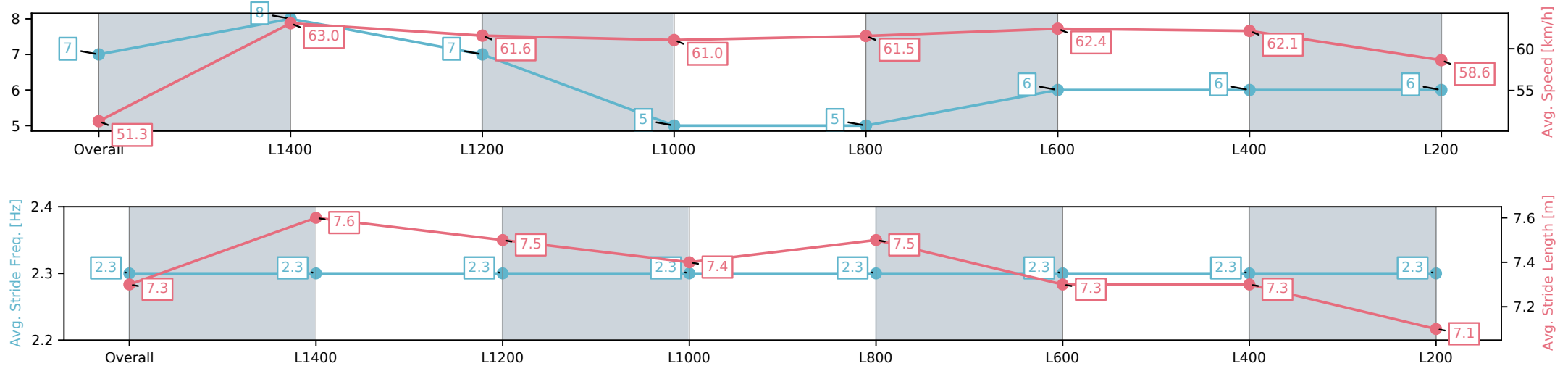
Race 7: Ranvet National Apprentice Race Series 2025
Rating 0 - 60 Handicap (Heat 6 Prov. Pathways Series) -
1600m



09 April 2025 - 4:17PM

Track Rating: Good 4, Weather: Overcast, Rail Position: +3m 1200m
Chute; True Remainder

Section	Overall	L1400	L1200	L1000	L800	L600	L400	L200
Section Times	1:36.63[7] (0:14.02)	1:22.61[8] (0:11.42)	1:11.19[7] (0:11.71)	0:59.48[5] (0:11.90)	0:47.58[5] (0:12.02)	0:35.56[6] (0:11.70)	0:23.86[6] (0:11.56)	0:12.29[6] (0:12.28)
Average Speed [km/h]	51.3	63.0	61.6	61.0	61.5	62.4	62.1	58.6
Top Speed [km/h]	62.7	64.1	62.3	62.1	62.8	63.1	63.6	60.2
Avg. Dist. to Rail [m]	3.8	0.2	0.3	1.7	5.1	3.0	7.4	11.9
Avg. Stride Freq. [Hz]	2.3	2.3	2.3	2.3	2.3	2.3	2.3	2.3
Avg. Stride Length [m]	7.3	7.6	7.5	7.4	7.5	7.3	7.3	7.1



[] Ranking at each section and finish
-:-:- No data available at this section
NA No data available

Horse/Jockey Name	RABTAT/Margaret Collett
Finish Rank	8
Fastest Section Time (Section)	0:11.66 (L1400)
Top Speed [km/h] (Section)	63.6 (L600)
Race State	Finished



Thomas Farms RC Murray Bridge SA - Professional

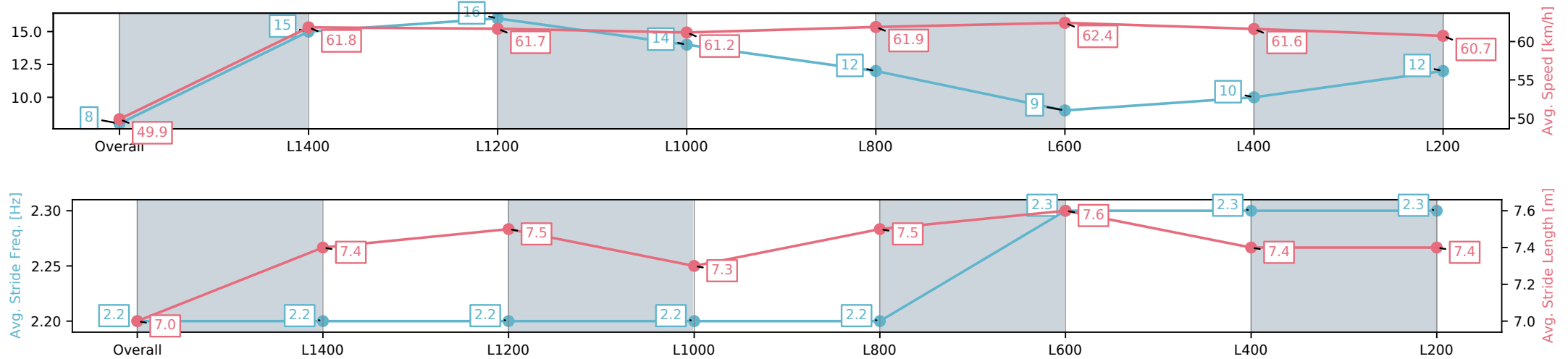
Race 7: Ranvet National Apprentice Race Series 2025
Rating 0 - 60 Handicap (Heat 6 Prov. Pathways Series) -
1600m



09 April 2025 - 4:17PM

Track Rating: Good 4, Weather: Overcast, Rail Position: +3m 1200m
Chute; True Remainder

Section	Overall	L1400	L1200	L1000	L800	L600	L400	L200
Section Times	1:36.73[8] (0:14.42)	1:22.31[15] (0:11.66)	1:10.65[16] (0:11.68)	0:58.97[14] (0:11.91)	0:47.06[12] (0:11.81)	0:35.25[9] (0:11.71)	0:23.54[10] (0:11.67)	0:11.87[12] (0:11.87)
Average Speed [km/h]	49.9	61.8	61.7	61.2	61.9	62.4	61.6	60.7
Top Speed [km/h]	60.1	62.8	63.2	62.1	62.4	63.4	63.6	62.0
Avg. Dist. to Rail [m]	1.3	1.0	0.9	2.2	3.0	3.8	6.0	6.8
Avg. Stride Freq. [Hz]	2.2	2.2	2.2	2.2	2.2	2.3	2.3	2.3
Avg. Stride Length [m]	7.0	7.4	7.5	7.3	7.5	7.6	7.4	7.4



[] Ranking at each section and finish
-:-:- No data available at this section
NA No data available

Horse/Jockey Name	ENCIPHERING/Polly Brewster
Finish Rank	9
Fastest Section Time (Section)	0:11.49 (L400)
Top Speed [km/h] (Section)	64.2 (L800)
Race State	Finished



Thomas Farms RC Murray Bridge SA - Professional

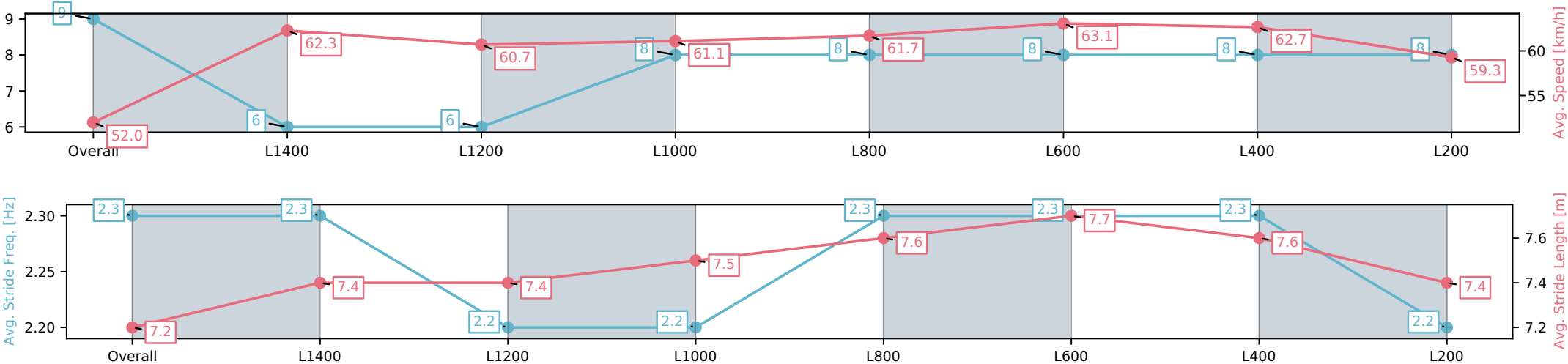
Race 7: Ranvet National Apprentice Race Series 2025
Rating 0 - 60 Handicap (Heat 6 Prov. Pathways Series) -
1600m



09 April 2025 - 4:17PM

Track Rating: Good 4, Weather: Overcast, Rail Position: +3m 1200m
Chute; True Remainder

Section	Overall	L1400	L1200	L1000	L800	L600	L400	L200
Section Times	1:36.75[9] (0:13.87)	1:22.88[6] (0:11.54)	1:11.34[6] (0:11.91)	0:59.43[8] (0:12.08)	0:47.35[8] (0:12.00)	0:35.35[8] (0:11.71)	0:23.64[8] (0:11.49)	0:12.15[8] (0:12.15)
Average Speed [km/h]	52.0	62.3	60.7	61.1	61.7	63.1	62.7	59.3
Top Speed [km/h]	63.5	63.5	61.5	62.2	62.8	64.2	63.8	61.5
Avg. Dist. to Rail [m]	9.0	3.5	3.4	5.0	5.6	5.7	8.7	10.0
Avg. Stride Freq. [Hz]	2.3	2.3	2.2	2.2	2.3	2.3	2.3	2.2
Avg. Stride Length [m]	7.2	7.4	7.4	7.5	7.6	7.7	7.6	7.4



[] Ranking at each section and finish
-:-:- No data available at this section
NA No data available

Horse/Jockey Name	VIVACIOUS AWARD/Isaac Sit
Finish Rank	10
Fastest Section Time (Section)	0:11.50 (L400)
Top Speed [km/h] (Section)	63.6 (L800)
Race State	Finished



Thomas Farms RC Murray Bridge SA - Professional

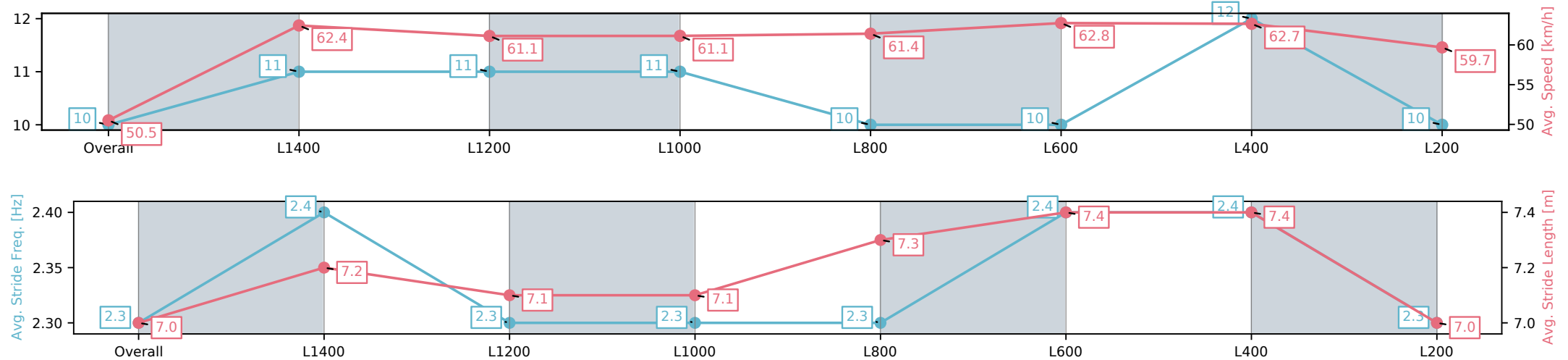
Race 7: Ranvet National Apprentice Race Series 2025
Rating 0 - 60 Handicap (Heat 6 Prov. Pathways Series) -
1600m



09 April 2025 - 4:17PM

Track Rating: Good 4, Weather: Overcast, Rail Position: +3m 1200m
Chute; True Remainder

Section	Overall	L1400	L1200	L1000	L800	L600	L400	L200
Section Times	1:36.83[10] (0:14.24)	1:22.59[11] (0:11.56)	1:11.03[11] (0:11.80)	0:59.23[11] (0:11.97)	0:47.26[10] (0:11.95)	0:35.31[10] (0:11.76)	0:23.55[12] (0:11.50)	0:12.05[10] (0:12.05)
Average Speed [km/h]	50.5	62.4	61.1	61.1	61.4	62.8	62.7	59.7
Top Speed [km/h]	62.3	63.5	62.6	62.1	62.1	63.6	63.0	62.6
Avg. Dist. to Rail [m]	2.1	1.7	1.9	3.3	4.0	5.9	10.4	12.9
Avg. Stride Freq. [Hz]	2.3	2.4	2.3	2.3	2.3	2.4	2.4	2.3
Avg. Stride Length [m]	7.0	7.2	7.1	7.1	7.3	7.4	7.4	7.0



[] Ranking at each section and finish
-:-:- No data available at this section
NA No data available

Horse/Jockey Name	JAMCRA/Jace McMurray
Finish Rank	11
Fastest Section Time (Section)	0:11.56 (L1400)
Top Speed [km/h] (Section)	63.9 (L800)
Race State	Finished



Thomas Farms RC Murray Bridge SA - Professional

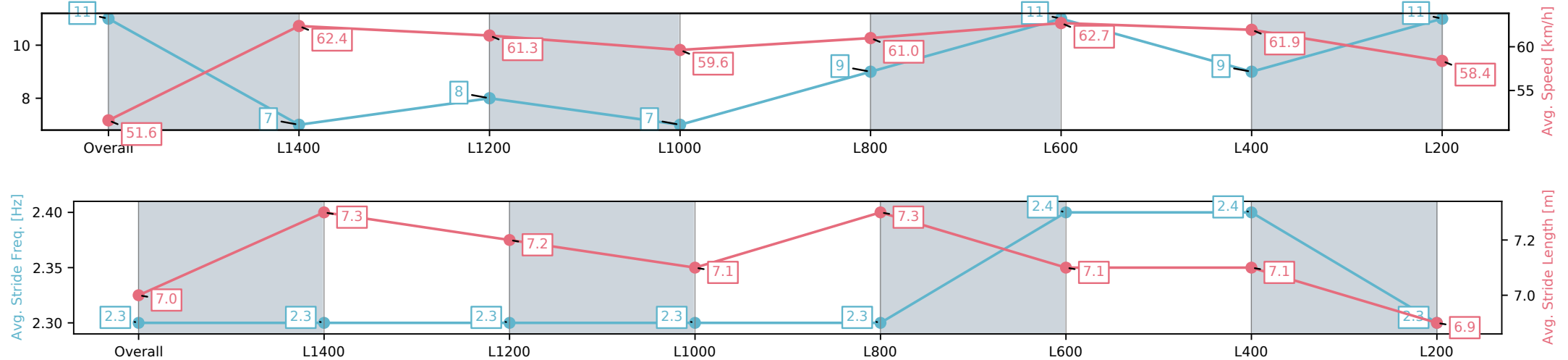
Race 7: Ranvet National Apprentice Race Series 2025
Rating 0 - 60 Handicap (Heat 6 Prov. Pathways Series) -
1600m



09 April 2025 - 4:17PM

Track Rating: Good 4, Weather: Overcast, Rail Position: +3m 1200m
Chute; True Remainder

Section	Overall	L1400	L1200	L1000	L800	L600	L400	L200
Section Times	1:37.13[11] (0:13.98)	1:23.15[7] (0:11.56)	1:11.59[8] (0:11.76)	0:59.83[7] (0:12.25)	0:47.58[9] (0:12.04)	0:35.54[11] (0:11.59)	0:23.95[9] (0:11.61)	0:12.34[11] (0:12.34)
Average Speed [km/h]	51.6	62.4	61.3	59.6	61.0	62.7	61.9	58.4
Top Speed [km/h]	62.1	63.0	62.3	61.1	62.1	63.9	63.7	60.3
Avg. Dist. to Rail [m]	6.9	2.0	1.6	2.9	3.9	2.2	6.7	9.9
Avg. Stride Freq. [Hz]	2.3	2.3	2.3	2.3	2.3	2.4	2.4	2.3
Avg. Stride Length [m]	7.0	7.3	7.2	7.1	7.3	7.1	7.1	6.9



[] Ranking at each section and finish
-:-:- No data available at this section
NA No data available

Horse/Jockey Name	SIRMAZE/Zoe Lloyd
Finish Rank	12
Fastest Section Time (Section)	0:11.60 (L1400)
Top Speed [km/h] (Section)	63.5 (L1400)
Race State	Finished



Thomas Farms RC Murray Bridge SA - Professional

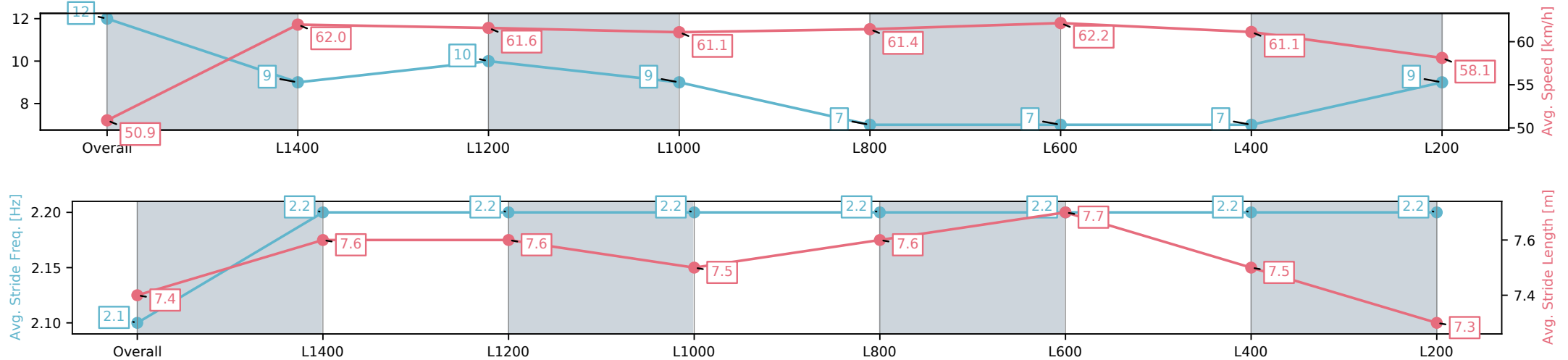
Race 7: Ranvet National Apprentice Race Series 2025
Rating 0 - 60 Handicap (Heat 6 Prov. Pathways Series) -
1600m



09 April 2025 - 4:17PM

Track Rating: Good 4, Weather: Overcast, Rail Position: +3m 1200m
Chute; True Remainder

Section	Overall	L1400	L1200	L1000	L800	L600	L400	L200
Section Times	1:37.14[12] (0:14.16)	1:22.98[9] (0:11.60)	1:11.38[10] (0:11.69)	0:59.69[9] (0:11.93)	0:47.76[7] (0:11.87)	0:35.89[7] (0:11.72)	0:24.17[7] (0:11.78)	0:12.39[9] (0:12.39)
Average Speed [km/h]	50.9	62.0	61.6	61.1	61.4	62.2	61.1	58.1
Top Speed [km/h]	60.7	63.4	63.5	62.0	62.0	62.6	62.1	59.9
Avg. Dist. to Rail [m]	1.6	0.7	0.7	2.2	2.7	2.8	5.0	4.0
Avg. Stride Freq. [Hz]	2.1	2.2	2.2	2.2	2.2	2.2	2.2	2.2
Avg. Stride Length [m]	7.4	7.6	7.6	7.5	7.6	7.7	7.5	7.3



[] Ranking at each section and finish
-:-:- No data available at this section
NA No data available

Horse/Jockey Name	MASTER OF ZERPRISE/Jade Doyle
Finish Rank	13
Fastest Section Time (Section)	0:11.56 (L400)
Top Speed [km/h] (Section)	63.2 (L600)
Race State	Finished



Thomas Farms RC Murray Bridge SA - Professional

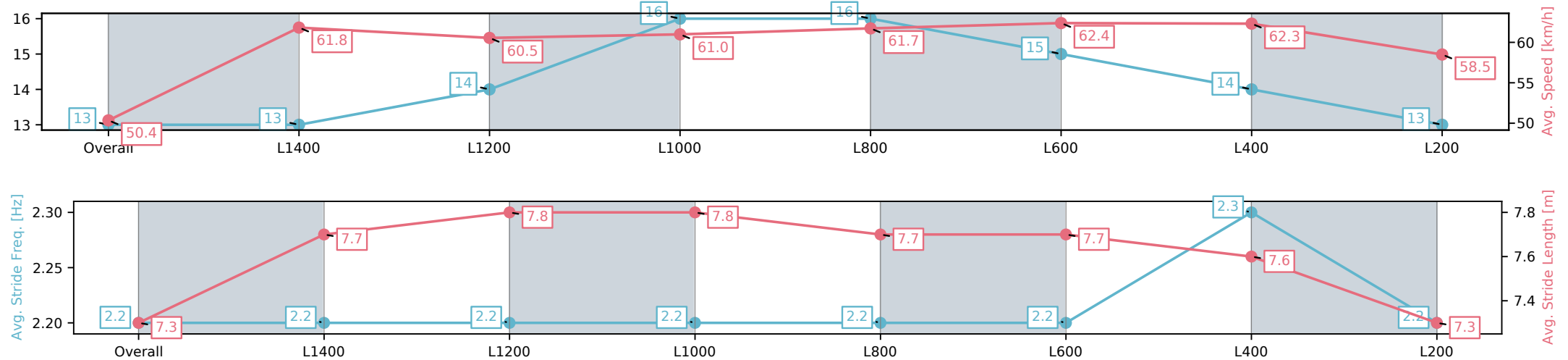
Race 7: Ranvet National Apprentice Race Series 2025
Rating 0 - 60 Handicap (Heat 6 Prov. Pathways Series) -
1600m



09 April 2025 - 4:17PM

Track Rating: Good 4, Weather: Overcast, Rail Position: +3m 1200m
Chute; True Remainder

Section	Overall	L1400	L1200	L1000	L800	L600	L400	L200
Section Times	1:37.42[13] (0:14.28)	1:23.13[13] (0:11.67)	1:11.46[14] (0:11.91)	0:59.55[16] (0:12.06)	0:47.49[16] (0:11.89)	0:35.60[15] (0:11.75)	0:23.85[14] (0:11.56)	0:12.28[13] (0:12.28)
Average Speed [km/h]	50.4	61.8	60.5	61.0	61.7	62.4	62.3	58.5
Top Speed [km/h]	61.1	62.4	61.8	62.0	62.3	63.0	63.2	60.3
Avg. Dist. to Rail [m]	3.5	2.7	3.2	4.0	3.9	4.2	4.1	4.2
Avg. Stride Freq. [Hz]	2.2	2.2	2.2	2.2	2.2	2.2	2.3	2.2
Avg. Stride Length [m]	7.3	7.7	7.8	7.8	7.7	7.7	7.6	7.3



[] Ranking at each section and finish
-:-:- No data available at this section
NA No data available

Horse/Jockey Name	SPLASH LANDING/Rochelle Milnes
Finish Rank	14
Fastest Section Time (Section)	0:11.61 (L1400)
Top Speed [km/h] (Section)	65.3 (Overall)
Race State	Finished



Thomas Farms RC Murray Bridge SA - Professional

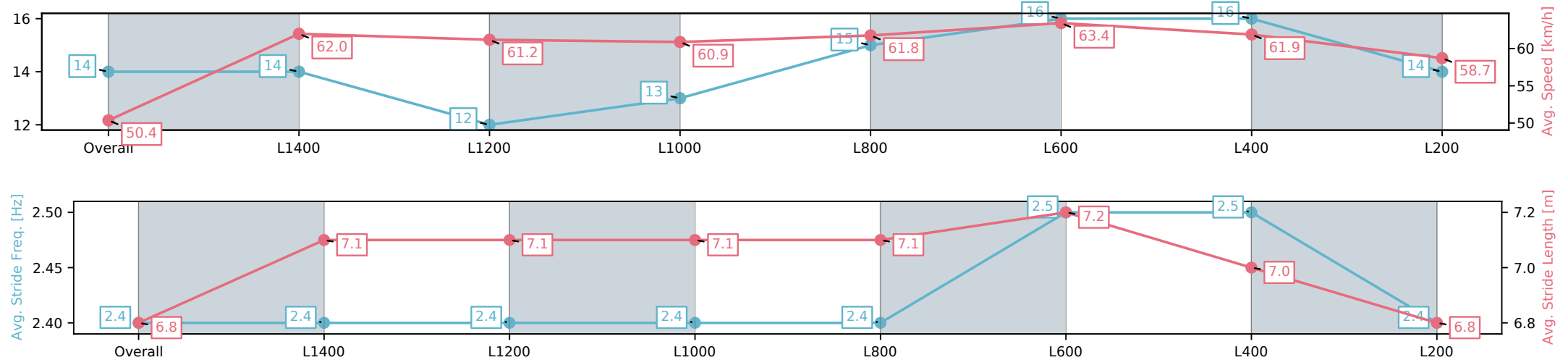
Race 7: Ranvet National Apprentice Race Series 2025
Rating 0 - 60 Handicap (Heat 6 Prov. Pathways Series) -
1600m



09 April 2025 - 4:17PM

Track Rating: Good 4, Weather: Overcast, Rail Position: +3m 1200m
Chute; True Remainder

Section	Overall	L1400	L1200	L1000	L800	L600	L400	L200
Section Times	1:37.48[14] (0:14.31)	1:23.17[14] (0:11.61)	1:11.56[12] (0:11.80)	0:59.76[13] (0:12.14)	0:47.62[15] (0:11.99)	0:35.63[16] (0:11.74)	0:23.89[16] (0:11.62)	0:12.27[14] (0:12.27)
Average Speed [km/h]	50.4	62.0	61.2	60.9	61.8	63.4	61.9	58.7
Top Speed [km/h]	61.8	65.3	62.1	62.0	62.5	64.7	62.6	60.3
Avg. Dist. to Rail [m]	7.7	3.1	3.6	5.0	5.9	7.6	12.4	13.8
Avg. Stride Freq. [Hz]	2.4	2.4	2.4	2.4	2.4	2.5	2.5	2.4
Avg. Stride Length [m]	6.8	7.1	7.1	7.1	7.1	7.2	7.0	6.8



[] Ranking at each section and finish
-:-:- No data available at this section
NA No data available

Horse/Jockey Name	KIRKLISTON BLU/Caitlin Tootell
Finish Rank	15
Fastest Section Time (Section)	0:11.66 (L1400)
Top Speed [km/h] (Section)	64.1 (L800)
Race State	Finished



Thomas Farms RC Murray Bridge SA - Professional

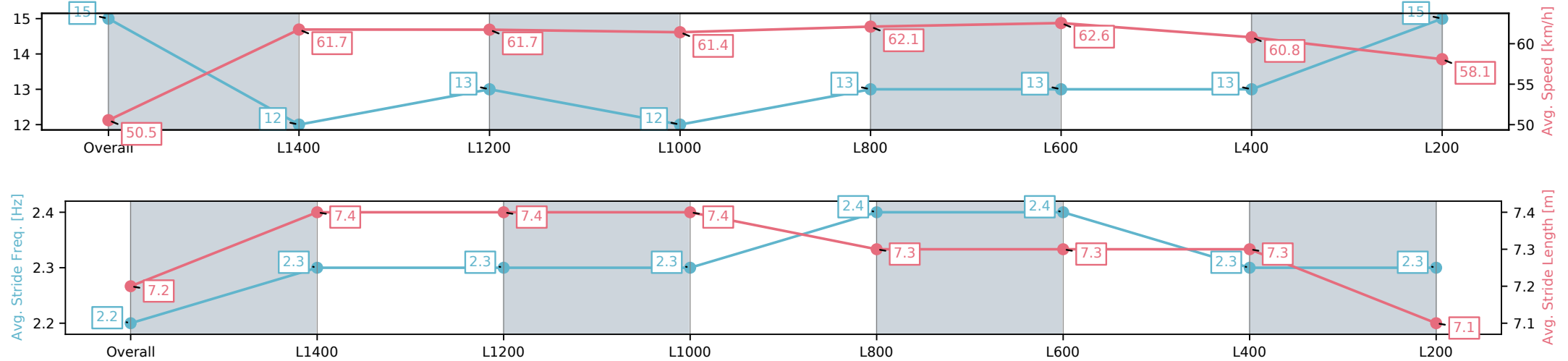
Race 7: Ranvet National Apprentice Race Series 2025
Rating 0 - 60 Handicap (Heat 6 Prov. Pathways Series) -
1600m



09 April 2025 - 4:17PM

Track Rating: Good 4, Weather: Overcast, Rail Position: +3m 1200m
Chute; True Remainder

Section	Overall	L1400	L1200	L1000	L800	L600	L400	L200
Section Times	1:37.70[15] (0:14.27)	1:23.43[12] (0:11.66)	1:11.77[13] (0:11.71)	1:00.06[12] (0:12.07)	0:47.99[13] (0:11.94)	0:36.05[13] (0:11.81)	0:24.24[13] (0:11.84)	0:12.40[15] (0:12.40)
Average Speed [km/h]	50.5	61.7	61.7	61.4	62.1	62.6	60.8	58.1
Top Speed [km/h]	62.9	62.2	62.7	62.4	64.1	64.1	62.2	60.0
Avg. Dist. to Rail [m]	11.3	5.1	4.5	5.6	6.2	5.7	9.6	11.2
Avg. Stride Freq. [Hz]	2.2	2.3	2.3	2.3	2.4	2.4	2.3	2.3
Avg. Stride Length [m]	7.2	7.4	7.4	7.4	7.3	7.3	7.3	7.1



[] Ranking at each section and finish
-:-:- No data available at this section
NA No data available

Horse/Jockey Name	SHUT THAT D'OR/Caitlyn Munro
Finish Rank	16
Fastest Section Time (Section)	0:11.48 (L1400)
Top Speed [km/h] (Section)	64.0 (L800)
Race State	Finished



Thomas Farms RC Murray Bridge SA - Professional

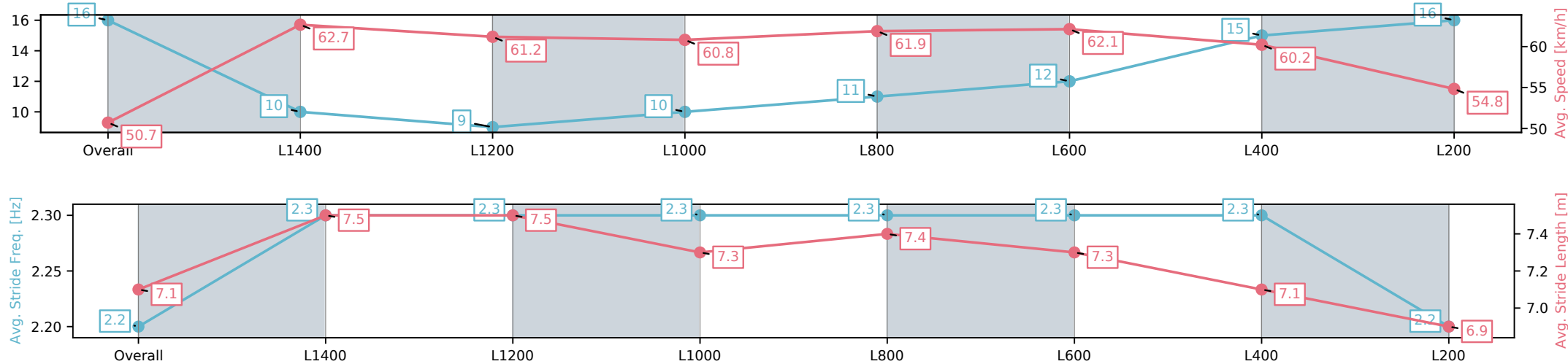
Race 7: Ranvet National Apprentice Race Series 2025
Rating 0 - 60 Handicap (Heat 6 Prov. Pathways Series) -
1600m



09 April 2025 - 4:17PM

Track Rating: Good 4, Weather: Overcast, Rail Position: +3m 1200m
Chute; True Remainder

Section	Overall	L1400	L1200	L1000	L800	L600	L400	L200
Section Times	1:38.65[16] (0:14.22)	1:24.43[10] (0:11.48)	1:12.95[9] (0:11.79)	1:01.16[10] (0:12.10)	0:49.06[11] (0:12.04)	0:37.02[12] (0:11.95)	0:25.07[15] (0:11.97)	0:13.10[16] (0:13.10)
Average Speed [km/h]	50.7	62.7	61.2	60.8	61.9	62.1	60.2	54.8
Top Speed [km/h]	62.7	63.1	62.9	62.4	62.7	64.0	62.0	58.1
Avg. Dist. to Rail [m]	6.1	2.2	1.8	4.3	6.8	7.2	9.0	8.2
Avg. Stride Freq. [Hz]	2.2	2.3	2.3	2.3	2.3	2.3	2.3	2.2
Avg. Stride Length [m]	7.1	7.5	7.5	7.3	7.4	7.3	7.1	6.9



[] Ranking at each section and finish
-:-:- No data available at this section
NA No data available