



Thomas Farms RC Murray Bridge SA

Race 6: Ranvet National Apprentice Race Series 2025 Rating 0 - 56 Handicap - 1400m

09 April 2025 - 3:41PM

Track Rating: Good 4, Weather: Overcast, Rail Position: +3m 1200m Chute; True
Remainder



Section Field Times							Overall	L1200	L1000	L800	L600	L400			
							1:22.88 (0:13.37)	1:09.51 (0:10.88)	0:58.63 (0:11.32)	0:47.31 (0:11.43)	0:35.88 (0:11.92)	0:23.96 (0:11.78)			
Position	#	Horse/Jockey	Barrier	Top Speed [km/h]	Fastest Section	First 400m									Distance Travelled From Winner [m]
1	8	KATIM'S CLUB	9	66.2	0:11.05	0:24.87	1:22.88	1:09.06 [8]	0:58.01 [7]	0:46.84 [6]	0:35.37 [6]	0:23.68 [4]			
		Jackson Radley		1200-1000	1200-1000		(0:13.82)	(0:11.05)	(0:11.17)	(0:11.47)	(0:11.69)	(0:11.50)			
2	2	BIG MAV	3	66.3	0:11.07	0:25.10	1:23.26	1:09.23 [10]	0:58.16 [10]	0:46.74 [9]	0:35.23 [10]	0:23.70 [9]		-7	
		Jace McMurray		1400-1200	1200-1000		(0:14.03)	(0:11.07)	(0:11.42)	(0:11.51)	(0:11.53)	(0:11.56)			
3	5	RUBINI	11	66.2	0:10.99	0:25.68	1:23.37	1:08.68 [16]	0:57.69 [16]	0:46.32 [16]	0:34.88 [14]	0:23.40 [13]		-5	
		Felicity Atkinson		1400-1200	1200-1000		(0:14.69)	(0:10.99)	(0:11.37)	(0:11.44)	(0:11.48)	(0:11.44)			
4	15	IMMORTAL SPIRIT	2	65.9	0:11.17	0:24.90	1:23.86	1:10.13 [7]	0:58.96 [8]	0:47.72 [8]	0:36.34 [7]	0:24.46 [7]		-9	
		Matthew Chadwick		1200-1000	1200-1000		(0:13.73)	(0:11.17)	(0:11.24)	(0:11.38)	(0:11.88)	(0:11.95)			
5	13	ENTERPRISE JEWEL	7	65.1	0:11.15	0:25.41	1:24.01	1:09.75 [14]	0:58.60 [14]	0:47.21 [14]	0:35.91 [11]	0:24.45 [8]		-9	
		Taylor Johnstone		1400-1200	1200-1000		(0:14.26)	(0:11.15)	(0:11.39)	(0:11.30)	(0:11.46)	(0:12.08)			
6	14	ARCHDEACON	5	65.5	0:11.27	0:25.30	1:24.07	1:10.04 [11]	0:58.77 [13]	0:47.33 [13]	0:35.84 [13]	0:24.18 [12]		-3	
		Caitlin Tootell		1000-800	1200-1000		(0:14.03)	(0:11.27)	(0:11.44)	(0:11.49)	(0:11.66)	(0:11.78)			
7	4	BYWATERS ROAD	4	67.0	0:10.94	0:24.65	1:24.21	1:10.50 [6]	0:59.56 [6]	0:48.30 [5]	0:36.95 [3]	0:25.09 [3]		-7	
		Monika Wolanin		1400-1200	1200-1000		(0:13.71)	(0:10.94)	(0:11.26)	(0:11.35)	(0:11.86)	(0:12.12)			
8	10	OCEAN BLAST	15	66.2	0:11.22	0:25.51	1:24.21	1:09.92 [15]	0:58.70 [15]	0:47.29 [15]	0:35.57 [15]	0:24.00 [15]		+3	
		Alan Lai		1400-1200	1200-1000		(0:14.28)	(0:11.22)	(0:11.41)	(0:11.72)	(0:11.56)	(0:11.62)			
9	11	TICK TOCK BOOM	12	66.9	0:10.93	0:24.41	1:24.37	1:10.89 [2]	0:59.96 [2]	0:48.76 [2]	0:37.25 [2]	0:25.42 [2]		-4	
		Polly Brewster		1400-1200	1200-1000		(0:13.48)	(0:10.93)	(0:11.20)	(0:11.51)	(0:11.83)	(0:12.20)			
10	3	SHADOW EXPRESS	8	66.3	0:11.07	0:25.20	1:24.43	1:10.30 [13]	0:59.23 [12]	0:47.87 [10]	0:36.48 [9]	0:24.72 [10]		-1	
		Margaret Collett		1400-1200	1200-1000		(0:14.13)	(0:11.07)	(0:11.36)	(0:11.39)	(0:11.76)	(0:11.88)			

Scratched: Tiny Rebel (#6), Inner Sanctum (#18)

Report Created: Wed 09 April 2025 16:34:12 GMT+10 (Note: Timing is based on positional data)

Page 1/20

[] Position in running at each section and finish
-:-:- No data available at this section
NA No data available
█ Background shading for fastest section

Saddle cloth number
DNF Did not finish
DNT Did not track



Thomas Farms RC Murray Bridge SA
Race 6: Ranvet National Apprentice Race Series 2025 Rating 0 - 56 Handicap - 1400m
09 April 2025 - 3:41PM



Track Rating: Good 4, Weather: Overcast, Rail Position: +3m 1200m Chute; True
Remainder

Section Field Times							Overall	L1200	L1000	L800	L600	L400			
							1:22.88 (0:13.37)	1:09.51 (0:10.88)	0:58.63 (0:11.32)	0:47.31 (0:11.43)	0:35.88 (0:11.92)	0:23.96 (0:11.78)			
Position	#	Horse/Jockey	Barrier	Top Speed [km/h]	Fastest Section	First 400m									Distance Travelled From Winner [m]
11	12	TALLAWAH	1	66.4	0:10.95	0:24.53	1:24.70	1:11.12 [3]	1:00.17 [3]	0:48.85 [4]	0:37.27 [5]	0:25.41 [5]		-7	
		Isaac Sit		1400-1200	1200-1000		(0:13.57)	(0:10.95)	(0:11.32)	(0:11.57)	(0:11.86)	(0:12.38)			
12	16	GILDED LADY	6	64.9	0:11.24	0:25.08	1:25.01	1:11.17 [9]	0:59.93 [9]	0:48.33 [11]	0:36.81 [12]	0:24.96 [14]		-7	
		Rochelle Milnes		1400-1200	1200-1000		(0:13.84)	(0:11.24)	(0:11.60)	(0:11.52)	(0:11.85)	(0:12.04)			
13	9	NICISH	10	67.5	0:10.88	0:24.24	1:25.09	1:11.73 [1]	1:00.85 [1]	0:49.53 [1]	0:38.09 [1]	0:26.17 [1]		-8	
		Lek Maloney		1400-1200	1200-1000		(0:13.36)	(0:10.88)	(0:11.32)	(0:11.44)	(0:11.92)	(0:12.52)			
14	1	BACK ME UP BENNY	13	66.6	0:10.94	0:24.57	1:25.79	1:12.15 [5]	1:01.21 [5]	0:49.96 [3]	0:38.45 [4]	0:26.40 [6]		-1	
		Zephen Johnston-Porter		1400-1200	1200-1000		(0:13.64)	(0:10.94)	(0:11.25)	(0:11.51)	(0:12.05)	(0:12.61)			
15	7	DUKE OF ANJOU	14	66.5	0:10.98	0:24.56	1:25.98	1:12.39 [4]	1:01.41 [4]	0:49.85 [7]	0:38.28 [8]	0:26.24 [11]		+1	
		Brooke King		1400-1200	1200-1000		(0:13.59)	(0:10.98)	(0:11.56)	(0:11.56)	(0:12.04)	(0:12.42)			
16	17	MEDAL QUEST	16	65.9	0:11.08	0:25.12	1:26.67	1:12.63 [12]	1:01.55 [11]	0:49.95 [12]	0:38.00 [16]	0:26.06 [16]		+4	
		James Doyle		1200-1000	1200-1000		(0:14.04)	(0:11.08)	(0:11.60)	(0:11.95)	(0:11.94)	(0:12.61)			

Scratched: Tiny Rebel (#6), Inner Sanctum (#18)



Thomas Farms RC Murray Bridge SA

Race 6: Ranvet National Apprentice Race Series 2025 Rating 0 - 56 Handicap - 1400m

09 April 2025 - 3:41PM

Track Rating: Good 4, Weather: Overcast, Rail Position: +3m 1200m Chute; True
Remainder



Section Field Times

Section Field Times		L200 0:12.17 (0:12.17)												
Position	#	Horse/Jockey	Barrier	Top Speed [km/h]	Fastest Section	First 400m	Margin							Distance Travelled From Winner [m]
1	8	KATIM'S CLUB	9	66.2	0:11.05	0:24.87	0:12.18 [1]	1:22.88						
		Jackson Radley		1200-1000	1200-1000		(0:12.18)							
2	2	BIG MAV	3	66.3	0:11.07	0:25.10	0:12.13 [2]	2.45L						-7
		Jace McMurray		1400-1200	1200-1000		(0:12.13)							
3	5	RUBINI	11	66.2	0:10.99	0:25.68	0:11.96 [6]	3.17L						-5
		Felicity Atkinson		1400-1200	1200-1000		(0:11.96)							
4	15	IMMORTAL SPIRIT	2	65.9	0:11.17	0:24.90	0:12.51 [5]	6.42L						-9
		Matthew Chadwick		1200-1000	1200-1000		(0:12.51)							
5	13	ENTERPRISE JEWEL	7	65.1	0:11.15	0:25.41	0:12.37 [9]	7.34L						-9
		Taylor Johnstone		1400-1200	1200-1000		(0:12.37)							
6	14	ARCHDEACON	5	65.5	0:11.27	0:25.30	0:12.40 [10]	7.74L						-3
		Caitlin Tootell		1000-800	1200-1000		(0:12.40)							
7	4	BYWATERS ROAD	4	67.0	0:10.94	0:24.65	0:12.97 [4]	8.64L						-7
		Monika Wolanin		1400-1200	1200-1000		(0:12.97)							
8	10	OCEAN BLAST	15	66.2	0:11.22	0:25.51	0:12.38 [12]	8.65L						+3
		Alan Lai		1400-1200	1200-1000		(0:12.38)							
9	11	TICK TOCK BOOM	12	66.9	0:10.93	0:24.41	0:13.22 [3]	9.71L						-4
		Polly Brewster		1400-1200	1200-1000		(0:13.22)							
10	3	SHADOW EXPRESS	8	66.3	0:11.07	0:25.20	0:12.84 [8]	10.08L						-1
		Margaret Collett		1400-1200	1200-1000		(0:12.84)							

Scratched: Tiny Rebel (#6), Inner Sanctum (#18)

Report Created: Wed 09 April 2025 16:34:12 GMT+10 (Note: Timing is based on positional data)

Page 3/20

[] Position in running at each section and finish
-:-:- No data available at this section
NA No data available
■ Background shading for fastest section

Saddle cloth number
DNF Did not finish
DNT Did not track



Thomas Farms RC Murray Bridge SA

Race 6: Ranvet National Apprentice Race Series 2025 Rating 0 - 56 Handicap - 1400m

09 April 2025 - 3:41PM

Track Rating: Good 4, Weather: Overcast, Rail Position: +3m 1200m Chute; True
Remainder



Section Field Times

L200
0:12.17
(0:12.17)

Position	#	Horse/Jockey	Barrier	Top Speed [km/h]	Fastest Section	First 400m	Margin	Distance Travelled From Winner [m]						
11	12	TALLAWAH	1	66.4	0:10.95	0:24.53	0:13.03 [11]	11.9L						-7
		Isaac Sit		1400-1200	1200-1000		(0:13.03)							
12	16	GILDED LADY	6	64.9	0:11.24	0:25.08	0:12.92 [14]	13.89L						-7
		Rochelle Milnes		1400-1200	1200-1000		(0:12.92)							
13	9	NICISH	10	67.5	0:10.88	0:24.24	0:13.65 [7]	14.43L						-8
		Lek Maloney		1400-1200	1200-1000		(0:13.65)							
14	1	BACK ME UP BENNY	13	66.6	0:10.94	0:24.57	0:13.79 [13]	18.97L						-1
		Zephen Johnston-Porter		1400-1200	1200-1000		(0:13.79)							
15	7	DUKE OF ANJOU	14	66.5	0:10.98	0:24.56	0:13.82 [15]	20.21L						+1
		Brooke King		1400-1200	1200-1000		(0:13.82)							
16	17	MEDAL QUEST	16	65.9	0:11.08	0:25.12	0:13.45 [16]	24.73L						+4
		James Doyle		1200-1000	1200-1000		(0:13.45)							

Scratched: Tiny Rebel (#6), Inner Sanctum (#18)

Horse/Jockey Name	KATIM'S CLUB/Jackson Radley
Finish Rank	1
Fastest Section Time (Section)	0:11.05 (L1200)
Top Speed [km/h] (Section)	66.2 (L1200)
Race State	Finished



Thomas Farms RC Murray Bridge SA - Professional

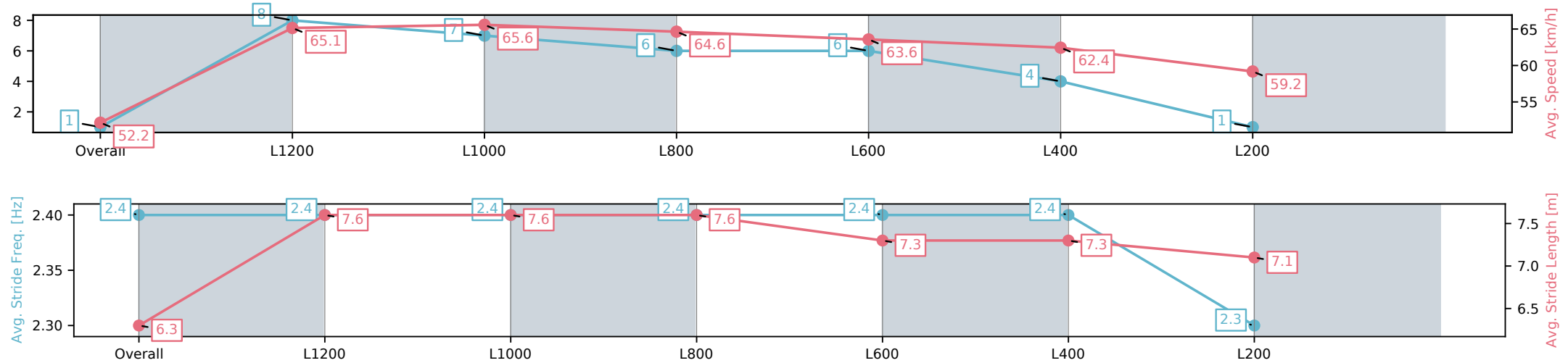
Race 6: Ranvet National Apprentice Race Series 2025
Rating 0 - 56 Handicap - 1400m

09 April 2025 - 3:41PM

Track Rating: Good 4, Weather: Overcast, Rail Position: +3m 1200m
Chute; True Remainder



Section	Overall	L1200	L1000	L800	L600	L400	L200
Section Times	1:22.88[1] (0:13.82)	1:09.06[8] (0:11.05)	0:58.01[7] (0:11.17)	0:46.84[6] (0:11.47)	0:35.37[6] (0:11.69)	0:23.68[4] (0:11.50)	0:12.18[1] (0:12.18)
Average Speed [km/h]	52.2	65.1	65.6	64.6	63.6	62.4	59.2
Top Speed [km/h]	64.7	65.9	66.2	66.1	64.4	64.5	61.1
Avg. Dist. to Rail [m]	6.9	2.1	3.1	6.2	6.7	7.3	5.9
Avg. Stride Freq. [Hz]	2.4	2.4	2.4	2.4	2.4	2.4	2.3
Avg. Stride Length [m]	6.3	7.6	7.6	7.6	7.3	7.3	7.1



[] Ranking at each section and finish
-:-:- No data available at this section
NA No data available

Horse/Jockey Name	BIG MAV/Jace McMurray
Finish Rank	2
Fastest Section Time (Section)	0:11.07 (L1200)
Top Speed [km/h] (Section)	66.3 (Overall)
Race State	Finished



Thomas Farms RC Murray Bridge SA - Professional

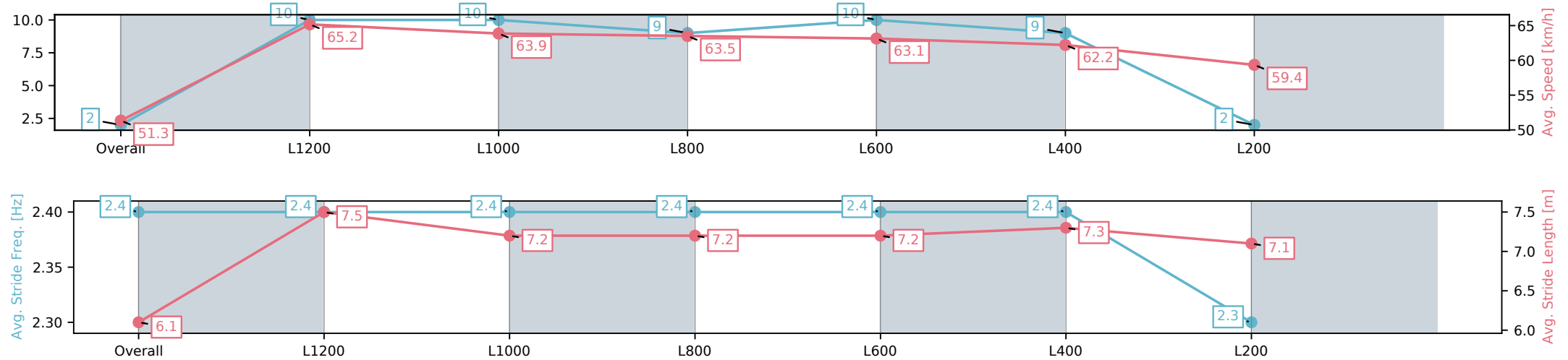
Race 6: Ranvet National Apprentice Race Series 2025
Rating 0 - 56 Handicap - 1400m

09 April 2025 - 3:41PM

Track Rating: Good 4, Weather: Overcast, Rail Position: +3m 1200m
Chute; True Remainder



Section	Overall	L1200	L1000	L800	L600	L400	L200
Section Times	1:23.26[2] (0:14.03)	1:09.23[10] (0:11.07)	0:58.16[10] (0:11.42)	0:46.74[9] (0:11.51)	0:35.23[10] (0:11.53)	0:23.70[9] (0:11.56)	0:12.13[2] (0:12.13)
Average Speed [km/h]	51.3	65.2	63.9	63.5	63.1	62.2	59.4
Top Speed [km/h]	65.0	66.3	65.0	64.9	64.1	63.2	61.5
Avg. Dist. to Rail [m]	1.3	0.3	2.6	2.8	3.2	8.2	7.3
Avg. Stride Freq. [Hz]	2.4	2.4	2.4	2.4	2.4	2.4	2.3
Avg. Stride Length [m]	6.1	7.5	7.2	7.2	7.2	7.3	7.1



[] Ranking at each section and finish
-:-:- No data available at this section
NA No data available

Horse/Jockey Name	RUBINI/Felicity Atkinson
Finish Rank	3
Fastest Section Time (Section)	0:10.99 (L1200)
Top Speed [km/h] (Section)	66.2 (Overall)
Race State	Finished



Thomas Farms RC Murray Bridge SA - Professional

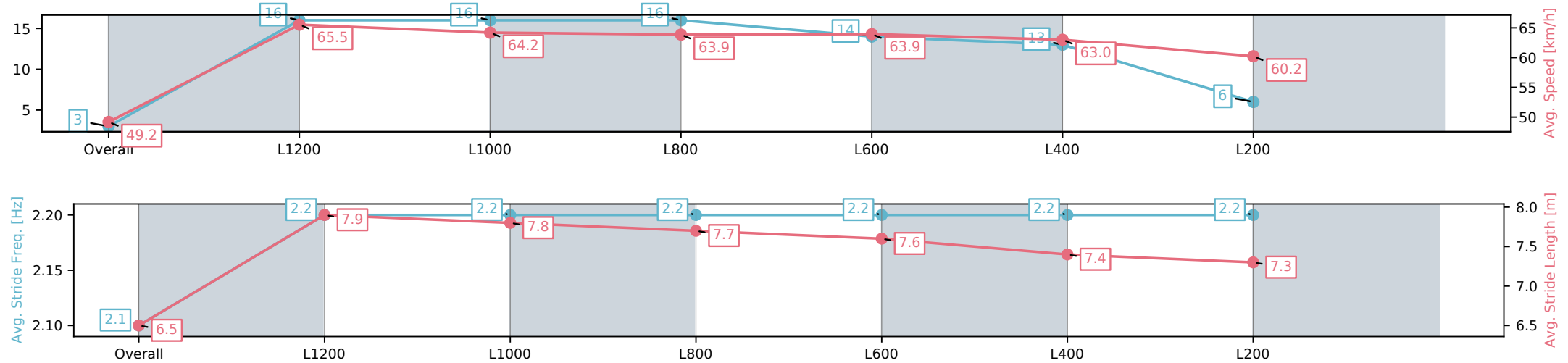
Race 6: Ranvet National Apprentice Race Series 2025
Rating 0 - 56 Handicap - 1400m

09 April 2025 - 3:41PM

Track Rating: Good 4, Weather: Overcast, Rail Position: +3m 1200m
Chute; True Remainder



Section	Overall	L1200	L1000	L800	L600	L400	L200
Section Times	1:23.37[3] (0:14.69)	1:08.68[16] (0:10.99)	0:57.69[16] (0:11.37)	0:46.32[16] (0:11.44)	0:34.88[14] (0:11.48)	0:23.40[13] (0:11.44)	0:11.96[6] (0:11.96)
Average Speed [km/h]	49.2	65.5	64.2	63.9	63.9	63.0	60.2
Top Speed [km/h]	65.9	66.2	65.4	64.5	64.6	63.8	61.8
Avg. Dist. to Rail [m]	8.8	1.9	2.6	2.8	5.1	12.8	12.0
Avg. Stride Freq. [Hz]	2.1	2.2	2.2	2.2	2.2	2.2	2.2
Avg. Stride Length [m]	6.5	7.9	7.8	7.7	7.6	7.4	7.3



[] Ranking at each section and finish
-:-:- No data available at this section
NA No data available

Horse/Jockey Name	IMMORTAL SPIRIT/Matthew Chadwick
Finish Rank	4
Fastest Section Time (Section)	0:11.17 (L1200)
Top Speed [km/h] (Section)	65.9 (L1200)
Race State	Finished



Thomas Farms RC Murray Bridge SA - Professional

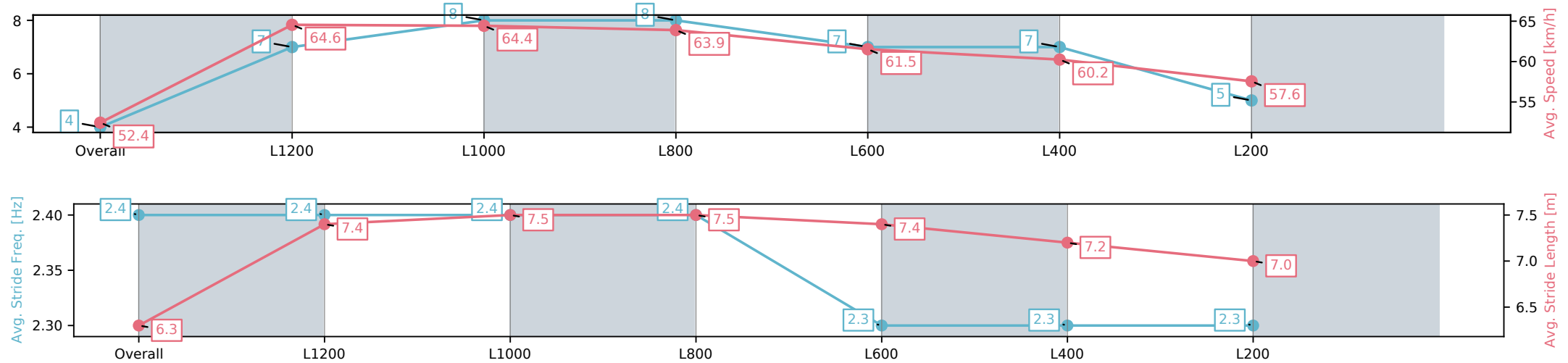
Race 6: Ranvet National Apprentice Race Series 2025
Rating 0 - 56 Handicap - 1400m

09 April 2025 - 3:41PM

Track Rating: Good 4, Weather: Overcast, Rail Position: +3m 1200m
Chute; True Remainder



Section	Overall	L1200	L1000	L800	L600	L400	L200
Section Times	1:23.86[4] (0:13.73)	1:10.13[7] (0:11.17)	0:58.96[8] (0:11.24)	0:47.72[8] (0:11.38)	0:36.34[7] (0:11.88)	0:24.46[7] (0:11.95)	0:12.51[5] (0:12.51)
Average Speed [km/h]	52.4	64.6	64.4	63.9	61.5	60.2	57.6
Top Speed [km/h]	64.9	65.2	65.9	65.4	63.0	61.0	59.0
Avg. Dist. to Rail [m]	2.0	1.0	1.3	2.2	3.4	6.6	7.9
Avg. Stride Freq. [Hz]	2.4	2.4	2.4	2.4	2.3	2.3	2.3
Avg. Stride Length [m]	6.3	7.4	7.5	7.5	7.4	7.2	7.0



[] Ranking at each section and finish
-:-:- No data available at this section
NA No data available

Horse/Jockey Name	ENTERPRISE JEWEL/Taylor Johnstone
Finish Rank	5
Fastest Section Time (Section)	0:11.15 (L1200)
Top Speed [km/h] (Section)	65.1 (Overall)
Race State	Finished



Thomas Farms RC Murray Bridge SA - Professional

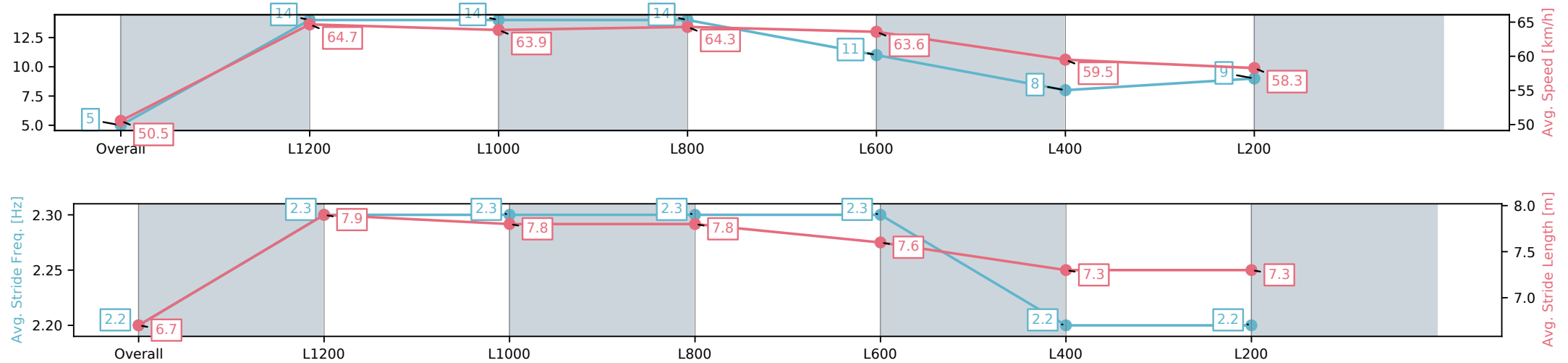
Race 6: Ranvet National Apprentice Race Series 2025
Rating 0 - 56 Handicap - 1400m

09 April 2025 - 3:41PM

Track Rating: Good 4, Weather: Overcast, Rail Position: +3m 1200m
Chute; True Remainder



Section	Overall	L1200	L1000	L800	L600	L400	L200
Section Times	1:24.01[5] (0:14.26)	1:09.75[14] (0:11.15)	0:58.60[14] (0:11.39)	0:47.21[14] (0:11.30)	0:35.91[11] (0:11.46)	0:24.45[8] (0:12.08)	0:12.37[9] (0:12.37)
Average Speed [km/h]	50.5	64.7	63.9	64.3	63.6	59.5	58.3
Top Speed [km/h]	65.1	65.1	64.4	65.0	65.0	60.4	59.5
Avg. Dist. to Rail [m]	5.5	1.3	2.1	2.0	2.7	4.5	7.0
Avg. Stride Freq. [Hz]	2.2	2.3	2.3	2.3	2.3	2.2	2.2
Avg. Stride Length [m]	6.7	7.9	7.8	7.8	7.6	7.3	7.3



[] Ranking at each section and finish
-:-:- No data available at this section
NA No data available

Horse/Jockey Name	ARCHDEACON/Caitlin Tootell
Finish Rank	6
Fastest Section Time (Section)	0:11.27 (L1200)
Top Speed [km/h] (Section)	65.5 (L1000)
Race State	Finished



Thomas Farms RC Murray Bridge SA - Professional

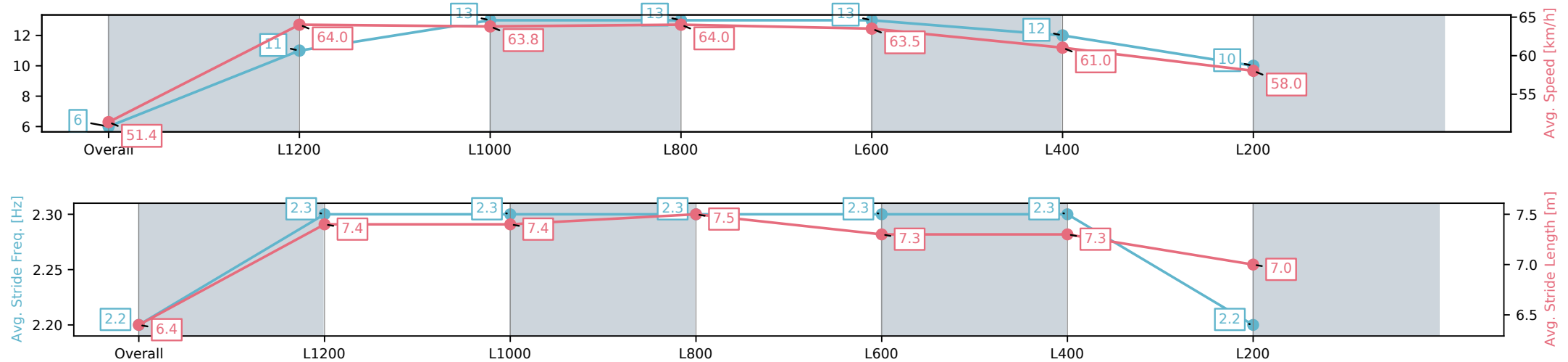
Race 6: Ranvet National Apprentice Race Series 2025
Rating 0 - 56 Handicap - 1400m

09 April 2025 - 3:41PM

Track Rating: Good 4, Weather: Overcast, Rail Position: +3m 1200m
Chute; True Remainder



Section	Overall	L1200	L1000	L800	L600	L400	L200
Section Times	1:24.07[6] (0:14.03)	1:10.04[11] (0:11.27)	0:58.77[13] (0:11.44)	0:47.33[13] (0:11.49)	0:35.84[13] (0:11.66)	0:24.18[12] (0:11.78)	0:12.40[10] (0:12.40)
Average Speed [km/h]	51.4	64.0	63.8	64.0	63.5	61.0	58.0
Top Speed [km/h]	64.2	64.8	64.9	65.5	65.0	62.4	61.0
Avg. Dist. to Rail [m]	4.9	2.2	2.8	4.3	6.5	13.3	15.7
Avg. Stride Freq. [Hz]	2.2	2.3	2.3	2.3	2.3	2.3	2.2
Avg. Stride Length [m]	6.4	7.4	7.4	7.5	7.3	7.3	7.0



[] Ranking at each section and finish
-:-:- No data available at this section
NA No data available

Horse/Jockey Name	BYWATERS ROAD/Monika Wolanin
Finish Rank	7
Fastest Section Time (Section)	0:10.94 (L1200)
Top Speed [km/h] (Section)	67.0 (Overall)
Race State	Finished



Thomas Farms RC Murray Bridge SA - Professional

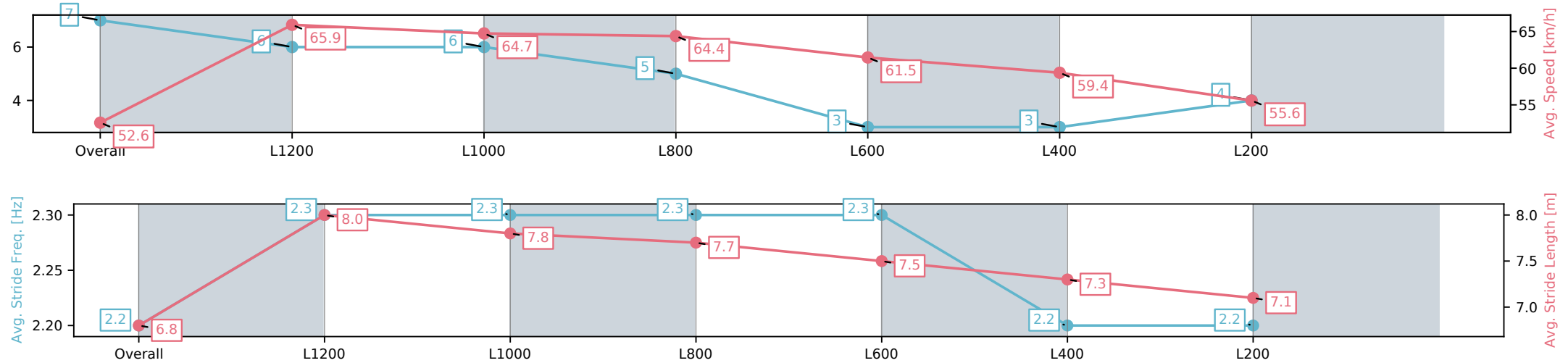
Race 6: Ranvet National Apprentice Race Series 2025
Rating 0 - 56 Handicap - 1400m

09 April 2025 - 3:41PM

Track Rating: Good 4, Weather: Overcast, Rail Position: +3m 1200m
Chute; True Remainder



Section	Overall	L1200	L1000	L800	L600	L400	L200
Section Times	1:24.21[7] (0:13.71)	1:10.50[6] (0:10.94)	0:59.56[6] (0:11.26)	0:48.30[5] (0:11.35)	0:36.95[3] (0:11.86)	0:25.09[3] (0:12.12)	0:12.97[4] (0:12.97)
Average Speed [km/h]	52.6	65.9	64.7	64.4	61.5	59.4	55.6
Top Speed [km/h]	65.6	67.0	65.8	65.3	63.1	61.2	57.9
Avg. Dist. to Rail [m]	4.1	2.5	2.5	2.9	3.3	5.7	5.6
Avg. Stride Freq. [Hz]	2.2	2.3	2.3	2.3	2.3	2.2	2.2
Avg. Stride Length [m]	6.8	8.0	7.8	7.7	7.5	7.3	7.1



- [] Ranking at each section and finish
- :-:- No data available at this section
- NA No data available

Horse/Jockey Name	OCEAN BLAST/Alan Lai
Finish Rank	8
Fastest Section Time (Section)	0:11.22 (L1200)
Top Speed [km/h] (Section)	66.2 (Overall)
Race State	Finished



Thomas Farms RC Murray Bridge SA - Professional

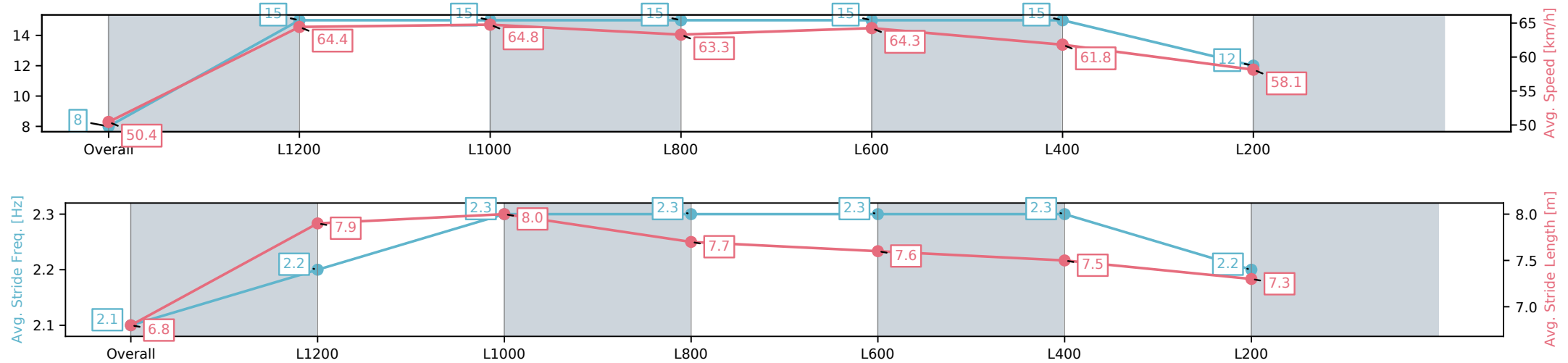
Race 6: Ranvet National Apprentice Race Series 2025
Rating 0 - 56 Handicap - 1400m

09 April 2025 - 3:41PM

Track Rating: Good 4, Weather: Overcast, Rail Position: +3m 1200m
Chute; True Remainder



Section	Overall	L1200	L1000	L800	L600	L400	L200
Section Times	1:24.21[8] (0:14.28)	1:09.92[15] (0:11.22)	0:58.70[15] (0:11.41)	0:47.29[15] (0:11.72)	0:35.57[15] (0:11.56)	0:24.00[15] (0:11.62)	0:12.38[12] (0:12.38)
Average Speed [km/h]	50.4	64.4	64.8	63.3	64.3	61.8	58.1
Top Speed [km/h]	63.1	66.2	65.7	65.3	65.7	63.3	60.3
Avg. Dist. to Rail [m]	11.2	3.2	5.2	5.7	7.6	15.0	17.2
Avg. Stride Freq. [Hz]	2.1	2.2	2.3	2.3	2.3	2.3	2.2
Avg. Stride Length [m]	6.8	7.9	8.0	7.7	7.6	7.5	7.3



[] Ranking at each section and finish
-:-:- No data available at this section
NA No data available

Horse/Jockey Name	TICK TOCK BOOM/Polly Brewster
Finish Rank	9
Fastest Section Time (Section)	0:10.93 (L1200)
Top Speed [km/h] (Section)	66.9 (Overall)
Race State	Finished



Thomas Farms RC Murray Bridge SA - Professional

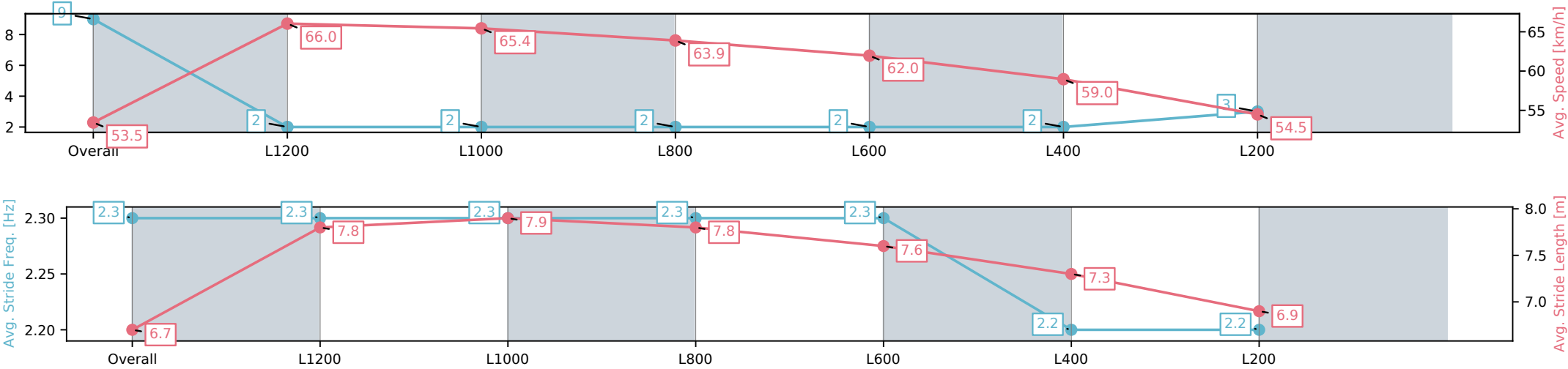
Race 6: Ranvet National Apprentice Race Series 2025
Rating 0 - 56 Handicap - 1400m

09 April 2025 - 3:41PM

Track Rating: Good 4, Weather: Overcast, Rail Position: +3m 1200m
Chute; True Remainder



Section	Overall	L1200	L1000	L800	L600	L400	L200
Section Times	1:24.37[9] (0:13.48)	1:10.89[2] (0:10.93)	0:59.96[2] (0:11.20)	0:48.76[2] (0:11.51)	0:37.25[2] (0:11.83)	0:25.42[2] (0:12.20)	0:13.22[3] (0:13.22)
Average Speed [km/h]	53.5	66.0	65.4	63.9	62.0	59.0	54.5
Top Speed [km/h]	66.2	66.9	65.9	65.1	63.9	60.4	56.5
Avg. Dist. to Rail [m]	8.4	2.6	3.4	4.6	3.9	4.7	4.0
Avg. Stride Freq. [Hz]	2.3	2.3	2.3	2.3	2.3	2.2	2.2
Avg. Stride Length [m]	6.7	7.8	7.9	7.8	7.6	7.3	6.9



[] Ranking at each section and finish
-:-:- No data available at this section
NA No data available

Horse/Jockey Name	SHADOW EXPRESS/Margaret Collett
Finish Rank	10
Fastest Section Time (Section)	0:11.07 (L1200)
Top Speed [km/h] (Section)	66.3 (Overall)
Race State	Finished



Thomas Farms RC Murray Bridge SA - Professional

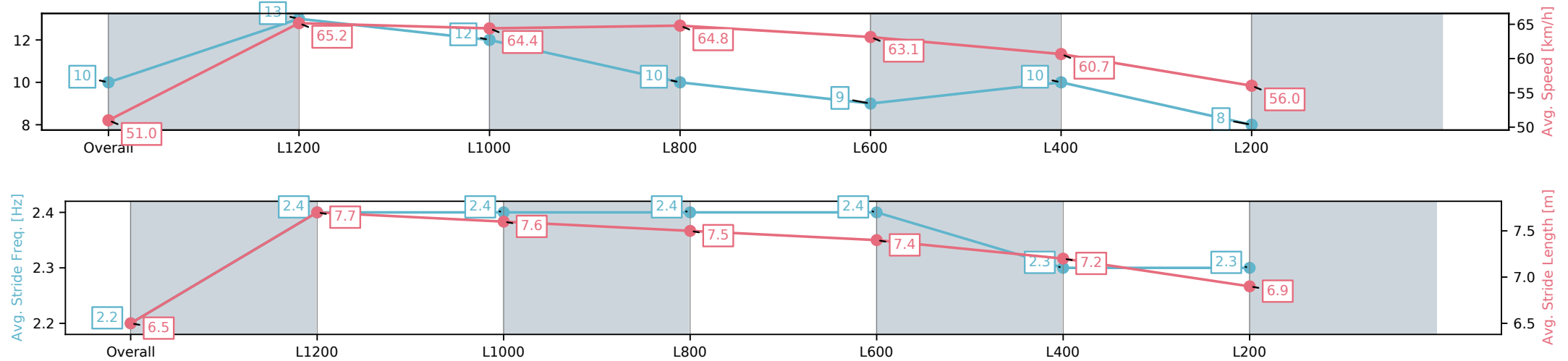
Race 6: Ranvet National Apprentice Race Series 2025
Rating 0 - 56 Handicap - 1400m

09 April 2025 - 3:41PM

Track Rating: Good 4, Weather: Overcast, Rail Position: +3m 1200m
Chute; True Remainder



Section	Overall	L1200	L1000	L800	L600	L400	L200
Section Times	1:24.43[10] (0:14.13)	1:10.30[13] (0:11.07)	0:59.23[12] (0:11.36)	0:47.87[10] (0:11.39)	0:36.48[9] (0:11.76)	0:24.72[10] (0:11.88)	0:12.84[8] (0:12.84)
Average Speed [km/h]	51.0	65.2	64.4	64.8	63.1	60.7	56.0
Top Speed [km/h]	63.8	66.3	65.6	65.4	65.1	62.1	58.8
Avg. Dist. to Rail [m]	5.8	2.8	3.3	5.0	7.2	10.7	10.7
Avg. Stride Freq. [Hz]	2.2	2.4	2.4	2.4	2.4	2.3	2.3
Avg. Stride Length [m]	6.5	7.7	7.6	7.5	7.4	7.2	6.9



[] Ranking at each section and finish
-:-:- No data available at this section
NA No data available

Horse/Jockey Name	TALLAWAH/Isaac Sit
Finish Rank	11
Fastest Section Time (Section)	0:10.95 (L1200)
Top Speed [km/h] (Section)	66.4 (Overall)
Race State	Finished



Thomas Farms RC Murray Bridge SA - Professional

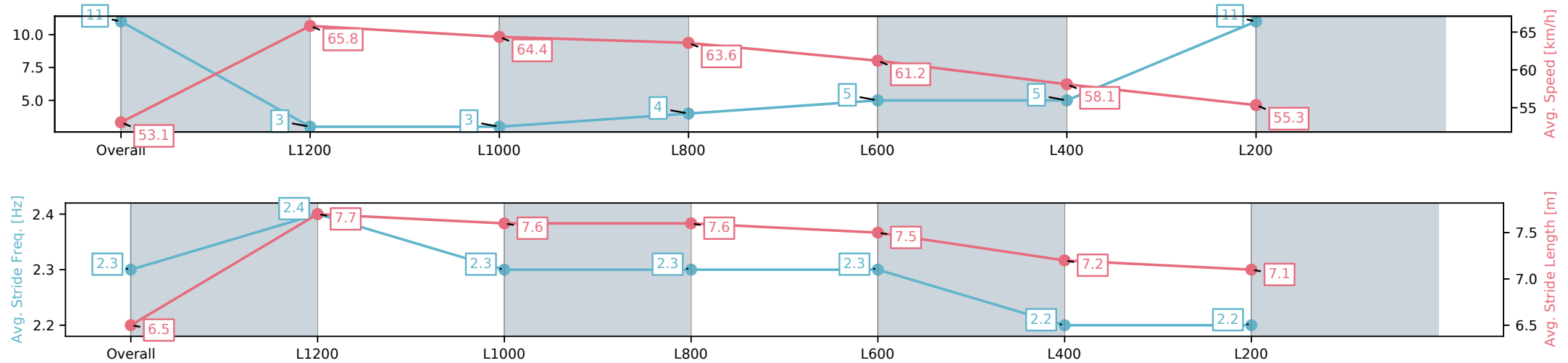
Race 6: Ranvet National Apprentice Race Series 2025
Rating 0 - 56 Handicap - 1400m

09 April 2025 - 3:41PM

Track Rating: Good 4, Weather: Overcast, Rail Position: +3m 1200m
Chute; True Remainder



Section	Overall	L1200	L1000	L800	L600	L400	L200
Section Times	1:24.70[11] (0:13.57)	1:11.12[3] (0:10.95)	1:00.17[3] (0:11.32)	0:48.85[4] (0:11.57)	0:37.27[5] (0:11.86)	0:25.41[5] (0:12.38)	0:13.03[11] (0:13.03)
Average Speed [km/h]	53.1	65.8	64.4	63.6	61.2	58.1	55.3
Top Speed [km/h]	66.2	66.4	65.0	65.0	63.0	59.7	57.2
Avg. Dist. to Rail [m]	0.6	0.3	2.6	4.1	2.3	4.3	7.0
Avg. Stride Freq. [Hz]	2.3	2.4	2.3	2.3	2.3	2.2	2.2
Avg. Stride Length [m]	6.5	7.7	7.6	7.6	7.5	7.2	7.1



[] Ranking at each section and finish
-:-:- No data available at this section
NA No data available

Horse/Jockey Name	GILDED LADY/Rochelle Milnes
Finish Rank	12
Fastest Section Time (Section)	0:11.24 (L1200)
Top Speed [km/h] (Section)	64.9 (Overall)
Race State	Finished



Thomas Farms RC Murray Bridge SA - Professional

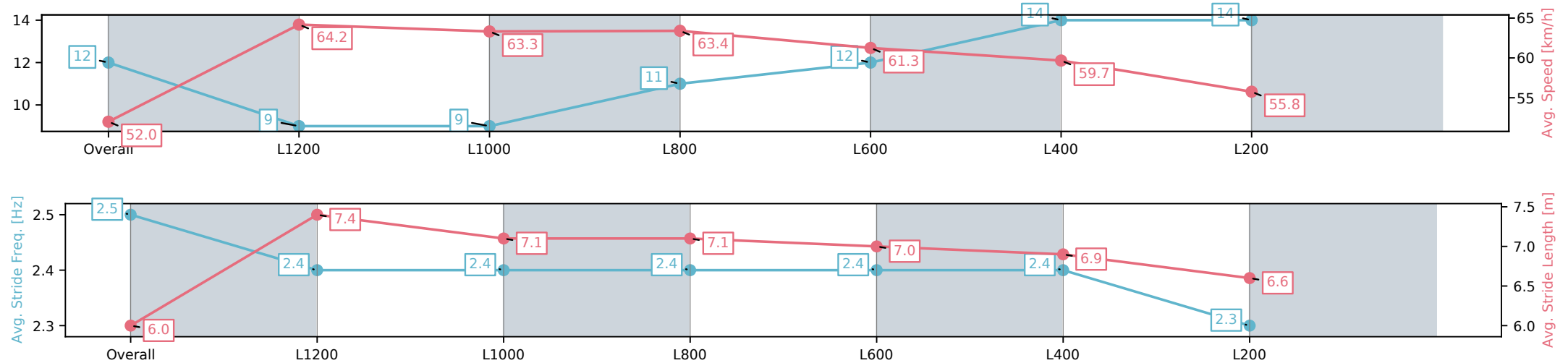
Race 6: Ranvet National Apprentice Race Series 2025
Rating 0 - 56 Handicap - 1400m

09 April 2025 - 3:41PM

Track Rating: Good 4, Weather: Overcast, Rail Position: +3m 1200m
Chute; True Remainder



Section	Overall	L1200	L1000	L800	L600	L400	L200
Section Times	1:25.01[12] (0:13.84)	1:11.17[9] (0:11.24)	0:59.93[9] (0:11.60)	0:48.33[11] (0:11.52)	0:36.81[12] (0:11.85)	0:24.96[14] (0:12.04)	0:12.92[14] (0:12.92)
Average Speed [km/h]	52.0	64.2	63.3	63.4	61.3	59.7	55.8
Top Speed [km/h]	64.1	64.9	64.4	64.4	63.4	61.6	57.8
Avg. Dist. to Rail [m]	5.3	2.1	3.8	2.9	1.8	5.1	5.5
Avg. Stride Freq. [Hz]	2.5	2.4	2.4	2.4	2.4	2.4	2.3
Avg. Stride Length [m]	6.0	7.4	7.1	7.1	7.0	6.9	6.6



[] Ranking at each section and finish
-:-:- No data available at this section
NA No data available

Horse/Jockey Name	NICISH/Lek Maloney
Finish Rank	13
Fastest Section Time (Section)	0:10.88 (L1200)
Top Speed [km/h] (Section)	67.5 (Overall)
Race State	Finished



Thomas Farms RC Murray Bridge SA - Professional

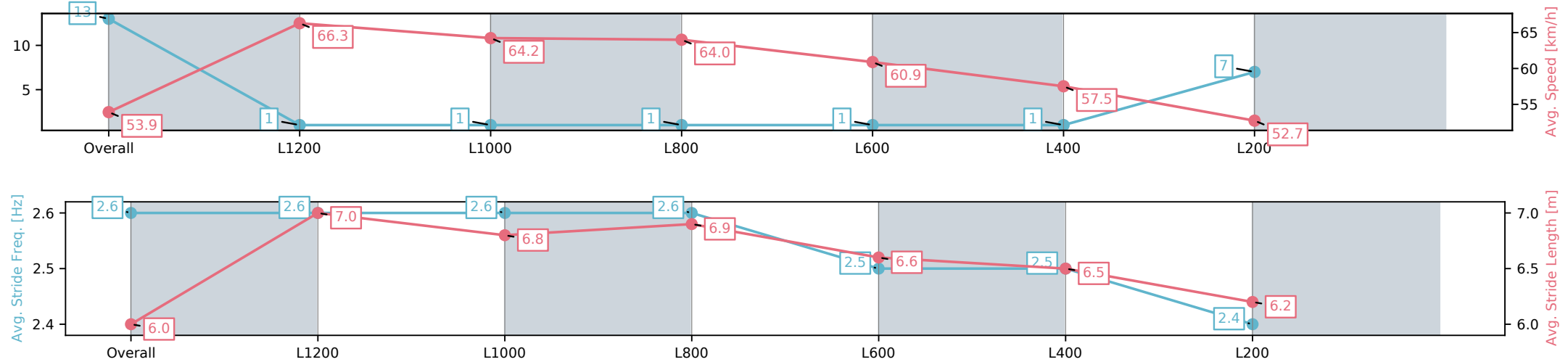
Race 6: Ranvet National Apprentice Race Series 2025
Rating 0 - 56 Handicap - 1400m

09 April 2025 - 3:41PM

Track Rating: Good 4, Weather: Overcast, Rail Position: +3m 1200m
Chute; True Remainder



Section	Overall	L1200	L1000	L800	L600	L400	L200
Section Times	1:25.09[13] (0:13.36)	1:11.73[1] (0:10.88)	1:00.85[1] (0:11.32)	0:49.53[1] (0:11.44)	0:38.09[1] (0:11.92)	0:26.17[1] (0:12.52)	0:13.65[7] (0:13.65)
Average Speed [km/h]	53.9	66.3	64.2	64.0	60.9	57.5	52.7
Top Speed [km/h]	67.5	67.2	65.5	65.5	63.5	59.3	55.2
Avg. Dist. to Rail [m]	7.0	0.9	2.0	3.2	2.3	4.0	4.6
Avg. Stride Freq. [Hz]	2.6	2.6	2.6	2.6	2.5	2.5	2.4
Avg. Stride Length [m]	6.0	7.0	6.8	6.9	6.6	6.5	6.2



[] Ranking at each section and finish
-:-:- No data available at this section
NA No data available

Horse/Jockey Name	BACK ME UP BENNY/Zephen Johnston-Porter
Finish Rank	14
Fastest Section Time (Section)	0:10.94 (L1200)
Top Speed [km/h] (Section)	66.6 (Overall)
Race State	Finished



Thomas Farms RC Murray Bridge SA - Professional

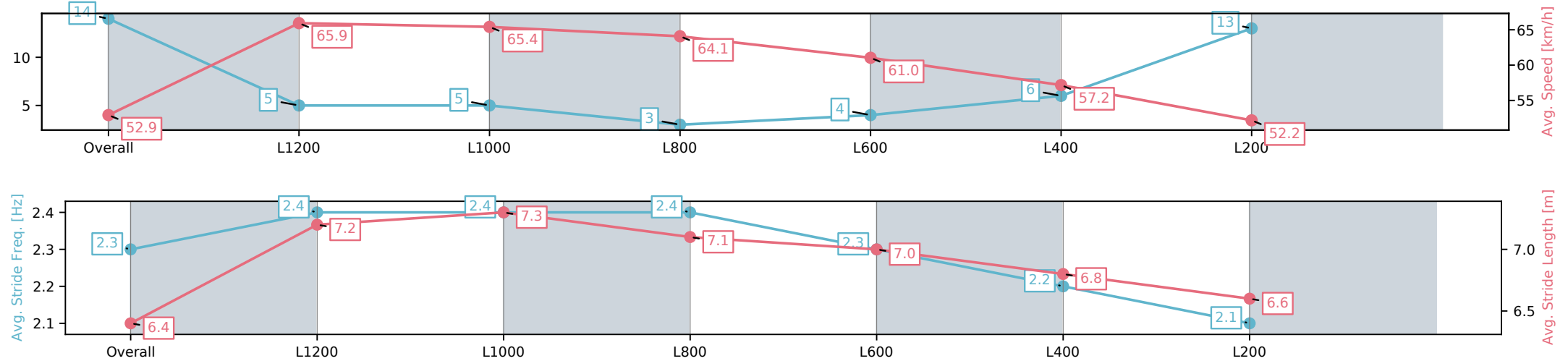
Race 6: Ranvet National Apprentice Race Series 2025
Rating 0 - 56 Handicap - 1400m

09 April 2025 - 3:41PM

Track Rating: Good 4, Weather: Overcast, Rail Position: +3m 1200m
Chute; True Remainder



Section	Overall	L1200	L1000	L800	L600	L400	L200
Section Times	1:25.79[14] (0:13.64)	1:12.15[5] (0:10.94)	1:01.21[5] (0:11.25)	0:49.96[3] (0:11.51)	0:38.45[4] (0:12.05)	0:26.40[6] (0:12.61)	0:13.79[13] (0:13.79)
Average Speed [km/h]	52.9	65.9	65.4	64.1	61.0	57.2	52.2
Top Speed [km/h]	65.9	66.6	66.0	65.3	62.6	58.6	55.1
Avg. Dist. to Rail [m]	9.4	3.6	4.3	5.0	4.8	7.5	8.2
Avg. Stride Freq. [Hz]	2.3	2.4	2.4	2.4	2.3	2.2	2.1
Avg. Stride Length [m]	6.4	7.2	7.3	7.1	7.0	6.8	6.6



[] Ranking at each section and finish
-:-:- No data available at this section
NA No data available

Horse/Jockey Name	DUKE OF ANJOU/Brooke King
Finish Rank	15
Fastest Section Time (Section)	0:10.98 (L1200)
Top Speed [km/h] (Section)	66.5 (Overall)
Race State	Finished



Thomas Farms RC Murray Bridge SA - Professional

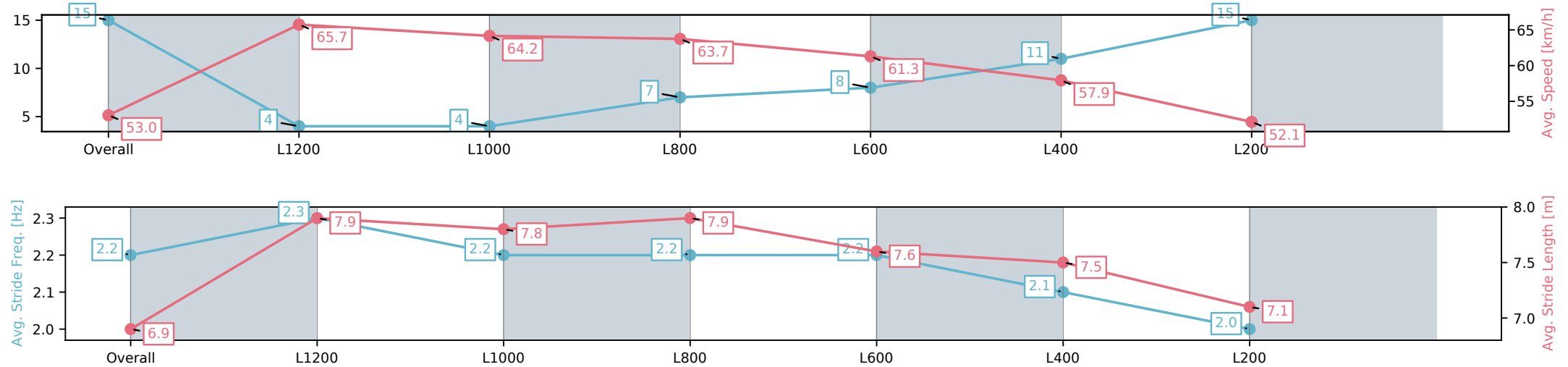
Race 6: Ranvet National Apprentice Race Series 2025
Rating 0 - 56 Handicap - 1400m

09 April 2025 - 3:41PM

Track Rating: Good 4, Weather: Overcast, Rail Position: +3m 1200m
Chute; True Remainder



Section	Overall	L1200	L1000	L800	L600	L400	L200
Section Times	1:25.98[15] (0:13.59)	1:12.39[4] (0:10.98)	1:01.41[4] (0:11.56)	0:49.85[7] (0:11.56)	0:38.28[8] (0:12.04)	0:26.24[11] (0:12.42)	0:13.82[15] (0:13.82)
Average Speed [km/h]	53.0	65.7	64.2	63.7	61.3	57.9	52.1
Top Speed [km/h]	65.7	66.5	65.0	65.1	62.7	60.3	55.3
Avg. Dist. to Rail [m]	10.9	4.5	5.5	5.2	5.3	9.2	10.3
Avg. Stride Freq. [Hz]	2.2	2.3	2.2	2.2	2.2	2.1	2.0
Avg. Stride Length [m]	6.9	7.9	7.8	7.9	7.6	7.5	7.1



[] Ranking at each section and finish
-:-:- No data available at this section
NA No data available

Horse/Jockey Name	MEDAL QUEST/James Doyle
Finish Rank	16
Fastest Section Time (Section)	0:11.08 (L1200)
Top Speed [km/h] (Section)	65.9 (L1200)
Race State	Finished



Thomas Farms RC Murray Bridge SA - Professional

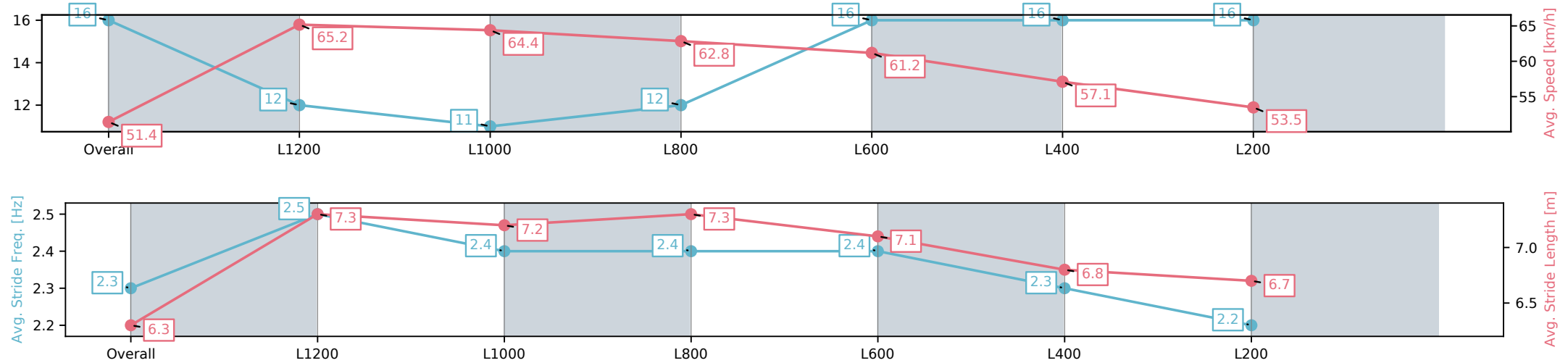
Race 6: Ranvet National Apprentice Race Series 2025
Rating 0 - 56 Handicap - 1400m

09 April 2025 - 3:41PM

Track Rating: Good 4, Weather: Overcast, Rail Position: +3m 1200m
Chute; True Remainder



Section	Overall	L1200	L1000	L800	L600	L400	L200
Section Times	1:26.67[16] (0:14.04)	1:12.63[12] (0:11.08)	1:01.55[11] (0:11.60)	0:49.95[12] (0:11.95)	0:38.00[16] (0:11.94)	0:26.06[16] (0:12.61)	0:13.45[16] (0:13.45)
Average Speed [km/h]	51.4	65.2	64.4	62.8	61.2	57.1	53.5
Top Speed [km/h]	64.4	65.8	65.9	63.6	63.2	59.0	55.5
Avg. Dist. to Rail [m]	12.1	4.4	6.9	8.5	3.0	2.0	2.1
Avg. Stride Freq. [Hz]	2.3	2.5	2.4	2.4	2.4	2.3	2.2
Avg. Stride Length [m]	6.3	7.3	7.2	7.3	7.1	6.8	6.7



[] Ranking at each section and finish
-:-:- No data available at this section
NA No data available