



Thomas Farms RC Murray Bridge SA
Race 4: Sportsbet Fast Form Maiden Plate - 900m
09 April 2025 - 2:32PM



Track Rating: Good 4, Weather: Overcast, Rail Position: +3m 1200m Chute; True
Remainder

Section
Field Times

Overall
0:51.55
(0:07.76)

L800
0:43.79
(0:10.50)

L600
0:33.28
(0:10.83)

L400
0:22.46
(0:10.89)

L200
0:11.56
(0:11.56)

Position	#	Horse/Jockey	Barrier	Top Speed [km/h]	Fastest Section	First 400m	Overall	L800	L600	L400	L200	Margin	Distance Travelled From Winner [m]
1	5	HE'S A COOL CAT	3	70.7	0:10.41	0:23.77	0:51.55	0:43.50 [6]	0:33.09 [3]	0:22.24 [3]	0:11.48 [2]	0:51.55	
		Kayla Crowther		1000-800	800-600		(0:08.05)	(0:10.41)	(0:10.85)	(0:10.76)	(0:11.48)		
2	12	ISLA'S FURY	1	70.2	0:10.49	0:23.66	0:51.61	0:43.85 [1]	0:33.36 [1]	0:22.52 [1]	0:11.64 [1]	0.4L	+0
		Taylor Johnstone		1000-800	800-600		(0:07.76)	(0:10.49)	(0:10.84)	(0:10.88)	(0:11.64)		
3	10	BEL HOTESSE	2	70.3	0:10.60	0:23.75	0:51.74	0:43.98 [2]	0:33.38 [2]	0:22.52 [2]	0:11.65 [3]	1.22L	+2
		Ben Price		1000-800	800-600		(0:07.76)	(0:10.60)	(0:10.86)	(0:10.87)	(0:11.65)		
4	1	ARAMOSO	5	70.6	0:10.60	0:23.94	0:51.91	0:43.80 [8]	0:33.20 [6]	0:22.49 [5]	0:11.65 [4]	2.35L	+3
		Jake Toeroek		800-600	800-600		(0:08.11)	(0:10.60)	(0:10.71)	(0:10.84)	(0:11.65)		
5	6	BRIGHT SHOW	6	70.1	0:10.64	0:23.93	0:52.08	0:44.20 [3]	0:33.56 [4]	0:22.72 [4]	0:11.76 [5]	3.43L	+3
		Matthew Chadwick		1000-800	800-600		(0:07.88)	(0:10.64)	(0:10.84)	(0:10.96)	(0:11.76)		
6	4	ALLROUNDGOODGUY	14	71.2	0:10.57	0:24.25	0:52.30	0:44.09 [12]	0:33.23 [11]	0:22.65 [9]	0:11.81 [8]	4.88L	+4
		Teagan Voorham		1000-800	600-400		(0:08.21)	(0:10.86)	(0:10.57)	(0:10.84)	(0:11.81)		
7	9	AMAZING MEMORIES	11	71.2	0:10.59	0:23.98	0:52.30	0:44.27 [5]	0:33.68 [5]	0:22.82 [6]	0:11.94 [6]	4.92L	+10
		Jade Doyle		1000-800	800-600		(0:08.03)	(0:10.59)	(0:10.86)	(0:10.88)	(0:11.94)		
8	17	BROADWAY DANCER	4	70.4	0:10.56	0:24.08	0:52.34	0:44.20 [10]	0:33.63 [7]	0:22.80 [7]	0:11.87 [7]	5.14L	-2
		Jackson Radley		1000-800	800-600		(0:08.14)	(0:10.56)	(0:10.83)	(0:10.93)	(0:11.87)		
9	11	HATESCHOOLCONCERTS	13	69.6	0:10.85	0:24.41	0:52.36	0:44.38 [4]	0:33.50 [9]	0:22.51 [11]	0:11.66 [11]	5.26L	+8
		Brooke King		1000-800	400-200		(0:07.98)	(0:10.88)	(0:10.99)	(0:10.85)	(0:11.66)		
10	3	THE CREED	10	69.9	0:10.69	0:24.28	0:52.57	0:44.46 [7]	0:33.56 [10]	0:22.87 [10]	0:11.88 [10]	6.67L	+4
		Lachlan Neindorf		800-600	600-400		(0:08.11)	(0:10.90)	(0:10.69)	(0:10.99)	(0:11.88)		

Scratched: Spirit Of Flight (#8), Prince Lucifer (#13), Streetcar Tennessee (#15), Velvet Gem (#18)

Report Created: Wed 09 April 2025 15:22:28 GMT+10 (Note: Timing is based on positional data)

Page 1/16

[] Position in running at each section and finish
-:-:- No data available at this section
NA No data available
■ Background shading for fastest section

Saddle cloth number
DNF Did not finish
DNT Did not track



Thomas Farms RC Murray Bridge SA

Race 4: Sportsbet Fast Form Maiden Plate - 900m

09 April 2025 - 2:32PM

Track Rating: Good 4, Weather: Overcast, Rail Position: +3m 1200m Chute; True
Remainder



Section

Field Times

Overall

0:51.55

(0:07.76)

L800

0:43.79

(0:10.50)

L600

0:33.28

(0:10.83)

L400

0:22.46

(0:10.89)

L200

0:11.56

(0:11.56)

Position	#	Horse/Jockey	Barrier	Top Speed [km/h]	Fastest Section	First 400m	Overall	L800	L600	L400	L200	Margin	Distance Travelled From Winner [m]
11	16	DARLINC	12	69.8	0:10.82	0:24.43	0:52.65	0:44.42 [13]	0:33.55 [13]	0:22.73 [12]	0:11.80 [12]	7.18L	+7
		Monika Wolanin		1000-800	600-400		(0:08.23)	(0:10.87)	(0:10.82)	(0:10.93)	(0:11.80)		
12	2	DRUMLARGEN	7	70.9	0:10.59	0:24.09	0:52.78	0:44.65 [9]	0:34.06 [8]	0:23.16 [8]	0:12.11 [9]	8.04L	+4
		Connor Murtagh		1000-800	800-600		(0:08.13)	(0:10.59)	(0:10.90)	(0:11.05)	(0:12.11)		
13	14	SUPER SAM	8	68.4	0:10.88	0:24.47	0:52.80	0:44.61 [11]	0:33.73 [11]	0:22.82 [13]	0:11.76 [13]	8.17L	+2
		Rochelle Milnes		800-600	800-600		(0:08.19)	(0:10.88)	(0:10.91)	(0:11.06)	(0:11.76)		
14	7	FUNNY FEELING	9	65.8	0:11.19	0:26.85	0:55.35	0:46.00 [14]	0:34.15 [14]	0:22.96 [14]	0:11.72 [14]	24.85L	+0
		Zephen Johnston-Porter		800-600	600-400		(0:09.35)	(0:11.85)	(0:11.19)	(0:11.24)	(0:11.72)		

Scratched: Spirit Of Flight (#8), Prince Lucifer (#13), Streetcar Tennesse (#15), Velvet Gem (#18)

Horse/Jockey Name	HE'S A COOL CAT/Kayla Crowther
Finish Rank	1
Fastest Section Time (Section)	0:10.41 (L800)
Top Speed [km/h] (Section)	70.7 (Overall)
Race State	Finished



Thomas Farms RC Murray Bridge SA - Professional

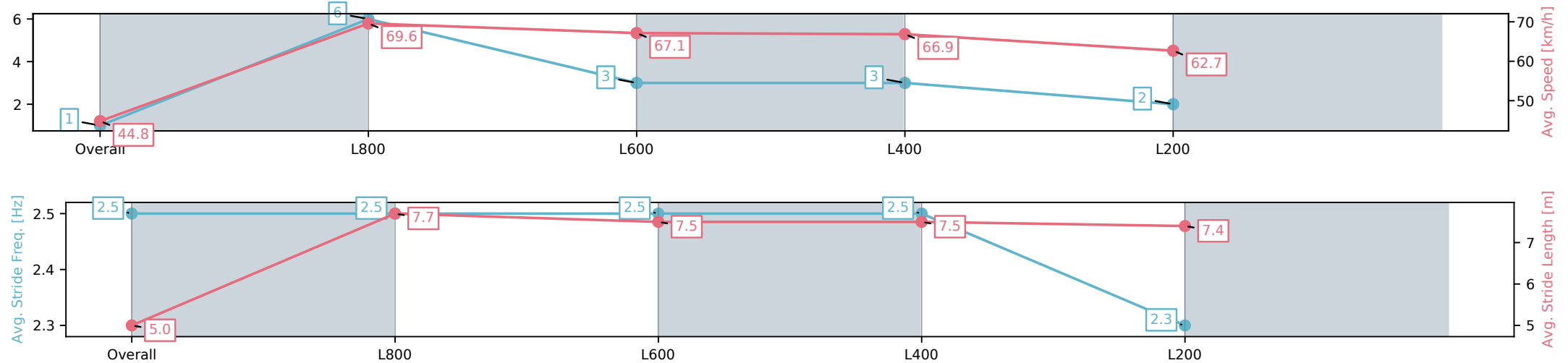
Race 4: Sportsbet Fast Form Maiden Plate - 900m

09 April 2025 - 2:32PM

Track Rating: Good 4, Weather: Overcast, Rail Position: +3m 1200m
Chute; True Remainder



Section	Overall	L800	L600	L400	L200
Section Times	0:51.55[1] (0:08.05)	0:43.50[6] (0:10.41)	0:33.09[3] (0:10.85)	0:22.24[3] (0:10.76)	0:11.48[2] (0:11.48)
Average Speed [km/h]	44.8	69.6	67.1	66.9	62.7
Top Speed [km/h]	65.9	70.7	69.7	67.5	65.1
Avg. Dist. to Rail [m]	3.0	3.0	2.5	3.3	3.7
Avg. Stride Freq. [Hz]	2.5	2.5	2.5	2.5	2.3
Avg. Stride Length [m]	5.0	7.7	7.5	7.5	7.4



[] Ranking at each section and finish
-:-:- No data available at this section
NA No data available

Horse/Jockey Name	ISLA'S FURY/Taylor Johnstone
Finish Rank	2
Fastest Section Time (Section)	0:10.49 (L800)
Top Speed [km/h] (Section)	70.2 (Overall)
Race State	Finished



Thomas Farms RC Murray Bridge SA - Professional

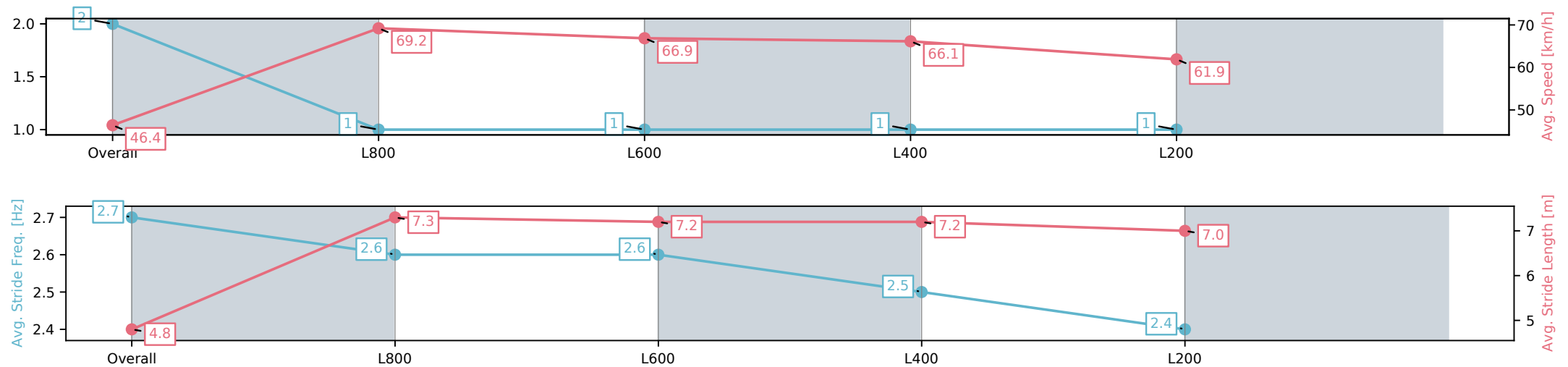
Race 4: Sportsbet Fast Form Maiden Plate - 900m

09 April 2025 - 2:32PM

Track Rating: Good 4, Weather: Overcast, Rail Position: +3m 1200m
Chute; True Remainder



Section	Overall	L800	L600	L400	L200
Section Times	0:51.61[2] (0:07.76)	0:43.85[1] (0:10.49)	0:33.36[1] (0:10.84)	0:22.52[1] (0:10.88)	0:11.64[1] (0:11.64)
Average Speed [km/h]	46.4	69.2	66.9	66.1	61.9
Top Speed [km/h]	66.4	70.2	68.8	67.0	64.4
Avg. Dist. to Rail [m]	1.1	2.6	1.5	2.2	5.2
Avg. Stride Freq. [Hz]	2.7	2.6	2.6	2.5	2.4
Avg. Stride Length [m]	4.8	7.3	7.2	7.2	7.0



[] Ranking at each section and finish
-:-:- No data available at this section
NA No data available

Horse/Jockey Name	BEL HOTESSE/Ben Price
Finish Rank	3
Fastest Section Time (Section)	0:10.60 (L800)
Top Speed [km/h] (Section)	70.3 (Overall)
Race State	Finished



Thomas Farms RC Murray Bridge SA - Professional

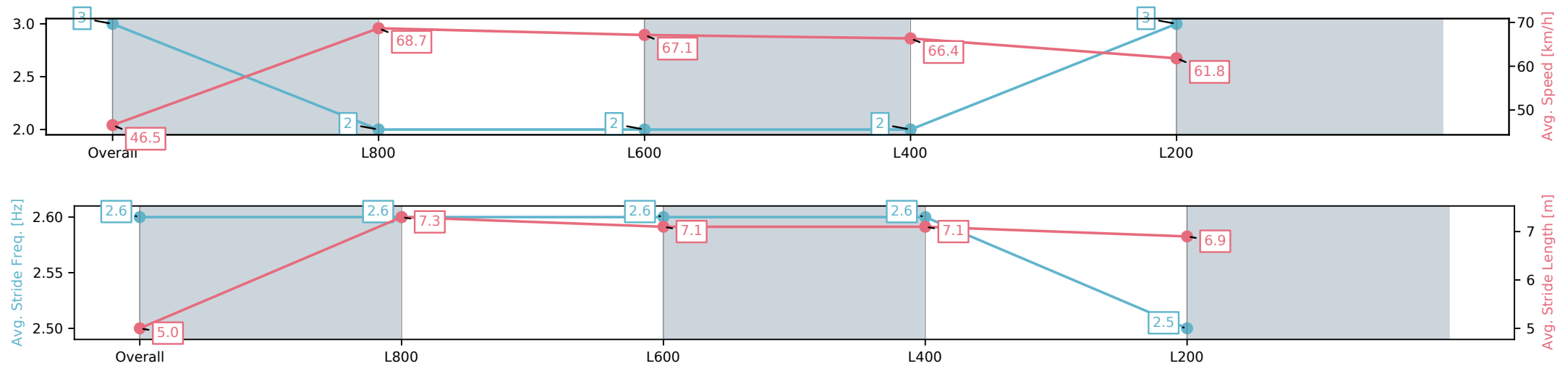
Race 4: Sportsbet Fast Form Maiden Plate - 900m

09 April 2025 - 2:32PM

Track Rating: Good 4, Weather: Overcast, Rail Position: +3m 1200m
Chute; True Remainder



Section	Overall	L800	L600	L400	L200
Section Times	0:51.74[3] (0:07.76)	0:43.98[2] (0:10.60)	0:33.38[2] (0:10.86)	0:22.52[2] (0:10.87)	0:11.65[3] (0:11.65)
Average Speed [km/h]	46.5	68.7	67.1	66.4	61.8
Top Speed [km/h]	66.0	70.3	69.4	67.1	64.8
Avg. Dist. to Rail [m]	3.4	4.4	3.2	5.6	7.9
Avg. Stride Freq. [Hz]	2.6	2.6	2.6	2.6	2.5
Avg. Stride Length [m]	5.0	7.3	7.1	7.1	6.9



[] Ranking at each section and finish
-:-:- No data available at this section
NA No data available

Horse/Jockey Name	ARAMOSO/Jake Toeroek
Finish Rank	4
Fastest Section Time (Section)	0:10.60 (L800)
Top Speed [km/h] (Section)	70.6 (L800)
Race State	Finished



Thomas Farms RC Murray Bridge SA - Professional

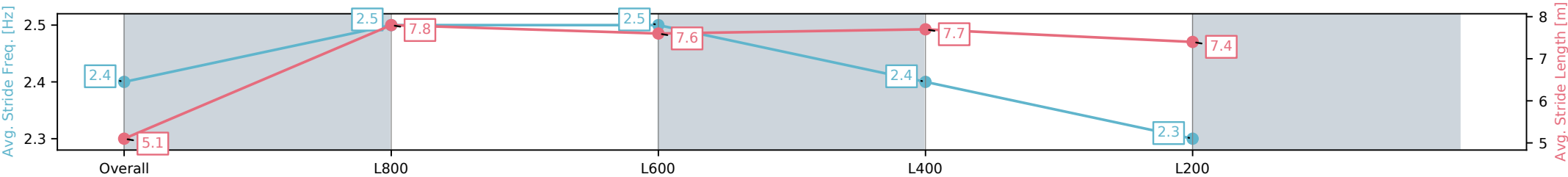
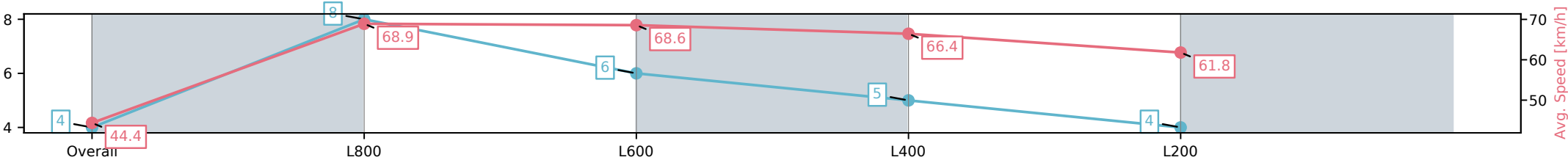
Race 4: Sportsbet Fast Form Maiden Plate - 900m

09 April 2025 - 2:32PM

Track Rating: Good 4, Weather: Overcast, Rail Position: +3m 1200m
Chute; True Remainder



Section	Overall	L800	L600	L400	L200
Section Times	0:51.91[4] (0:08.11)	0:43.80[8] (0:10.60)	0:33.20[6] (0:10.71)	0:22.49[5] (0:10.84)	0:11.65[4] (0:11.65)
Average Speed [km/h]	44.4	68.9	68.6	66.4	61.8
Top Speed [km/h]	65.1	69.9	70.6	68.9	64.8
Avg. Dist. to Rail [m]	5.4	5.2	4.6	6.9	8.8
Avg. Stride Freq. [Hz]	2.4	2.5	2.5	2.4	2.3
Avg. Stride Length [m]	5.1	7.8	7.6	7.7	7.4



- [] Ranking at each section and finish
- :-:- No data available at this section
- NA No data available

Horse/Jockey Name	BRIGHT SHOW/Matthew Chadwick
Finish Rank	5
Fastest Section Time (Section)	0:10.64 (L800)
Top Speed [km/h] (Section)	70.1 (Overall)
Race State	Finished



Thomas Farms RC Murray Bridge SA - Professional

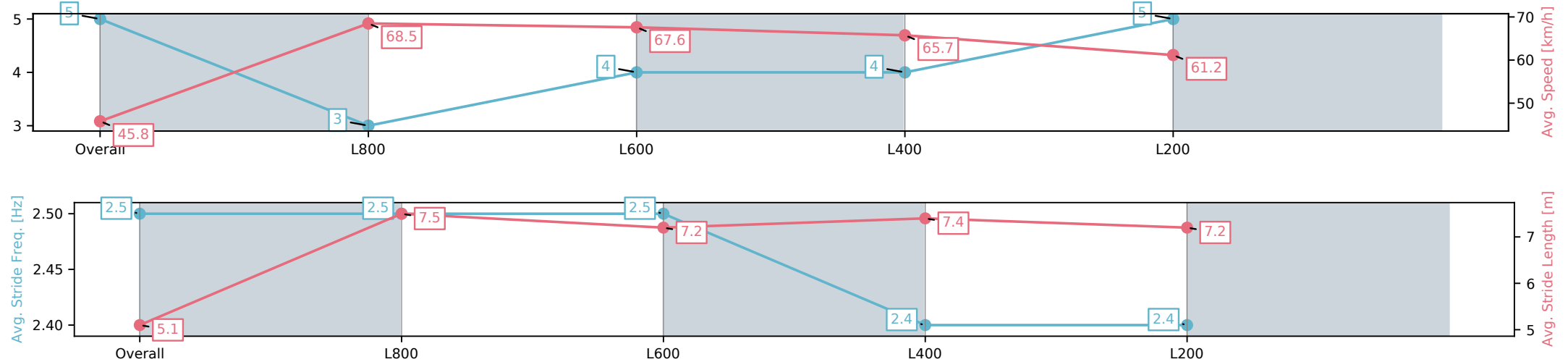
Race 4: Sportsbet Fast Form Maiden Plate - 900m

09 April 2025 - 2:32PM

Track Rating: Good 4, Weather: Overcast, Rail Position: +3m 1200m
Chute; True Remainder



Section	Overall	L800	L600	L400	L200
Section Times	0:52.08[5] (0:07.88)	0:44.20[3] (0:10.64)	0:33.56[4] (0:10.84)	0:22.72[4] (0:10.96)	0:11.76[5] (0:11.76)
Average Speed [km/h]	45.8	68.5	67.6	65.7	61.2
Top Speed [km/h]	64.5	70.1	68.8	67.2	64.7
Avg. Dist. to Rail [m]	6.0	5.2	4.0	5.9	5.7
Avg. Stride Freq. [Hz]	2.5	2.5	2.5	2.4	2.4
Avg. Stride Length [m]	5.1	7.5	7.2	7.4	7.2



- [] Ranking at each section and finish
- :-:- No data available at this section
- NA No data available

Horse/Jockey Name	ALLROUNDGOODGUY/Teagan Voorham
Finish Rank	6
Fastest Section Time (Section)	0:10.57 (L600)
Top Speed [km/h] (Section)	71.2 (Overall)
Race State	Finished



Thomas Farms RC Murray Bridge SA - Professional

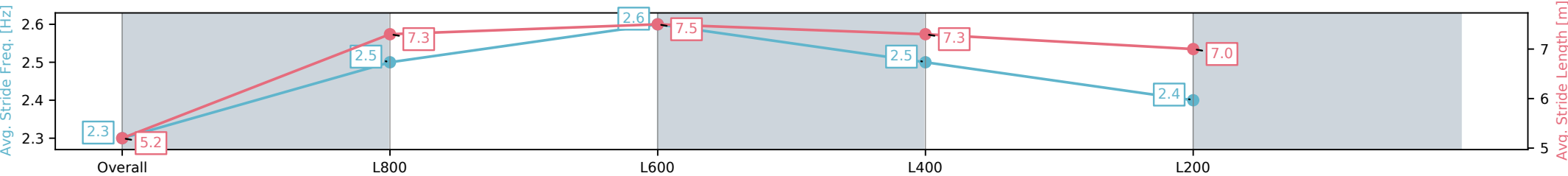
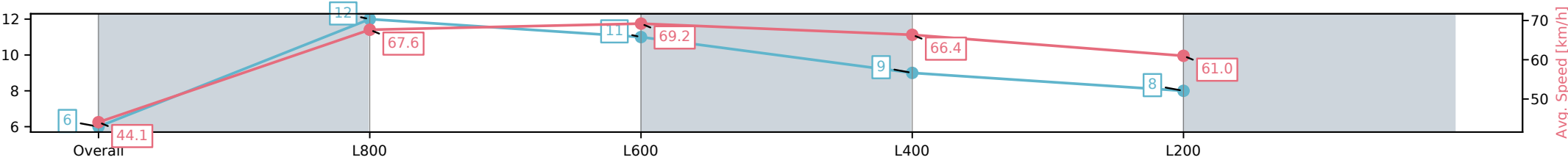
Race 4: Sportsbet Fast Form Maiden Plate - 900m

09 April 2025 - 2:32PM

Track Rating: Good 4, Weather: Overcast, Rail Position: +3m 1200m
Chute; True Remainder



Section	Overall	L800	L600	L400	L200
Section Times	0:52.30[6] (0:08.21)	0:44.09[12] (0:10.86)	0:33.23[11] (0:10.57)	0:22.65[9] (0:10.84)	0:11.81[8] (0:11.81)
Average Speed [km/h]	44.1	67.6	69.2	66.4	61.0
Top Speed [km/h]	62.7	71.2	70.7	67.8	64.1
Avg. Dist. to Rail [m]	14.4	9.0	3.9	6.4	6.4
Avg. Stride Freq. [Hz]	2.3	2.5	2.6	2.5	2.4
Avg. Stride Length [m]	5.2	7.3	7.5	7.3	7.0



- [] Ranking at each section and finish
- :-:- No data available at this section
- NA No data available

Horse/Jockey Name	AMAZING MEMORIES/Jade Doyle
Finish Rank	7
Fastest Section Time (Section)	0:10.59 (L800)
Top Speed [km/h] (Section)	71.2 (Overall)
Race State	Finished



Thomas Farms RC Murray Bridge SA - Professional

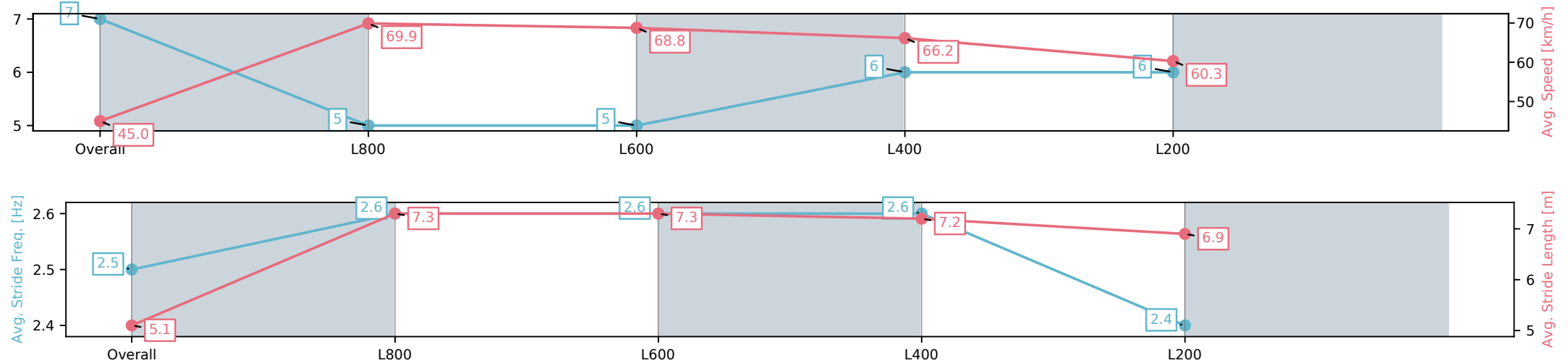
Race 4: Sportsbet Fast Form Maiden Plate - 900m

09 April 2025 - 2:32PM

Track Rating: Good 4, Weather: Overcast, Rail Position: +3m 1200m
Chute; True Remainder



Section	Overall	L800	L600	L400	L200
Section Times	0:52.30[7] (0:08.03)	0:44.27[5] (0:10.59)	0:33.68[5] (0:10.86)	0:22.82[6] (0:10.88)	0:11.94[6] (0:11.94)
Average Speed [km/h]	45.0	69.9	68.8	66.2	60.3
Top Speed [km/h]	66.2	71.2	70.3	69.2	63.6
Avg. Dist. to Rail [m]	11.6	10.3	8.0	11.1	12.6
Avg. Stride Freq. [Hz]	2.5	2.6	2.6	2.6	2.4
Avg. Stride Length [m]	5.1	7.3	7.3	7.2	6.9



[] Ranking at each section and finish
-:-:- No data available at this section
NA No data available

Horse/Jockey Name	BROADWAY DANCER/Jackson Radley
Finish Rank	8
Fastest Section Time (Section)	0:10.56 (L800)
Top Speed [km/h] (Section)	70.4 (Overall)
Race State	Finished



Thomas Farms RC Murray Bridge SA - Professional

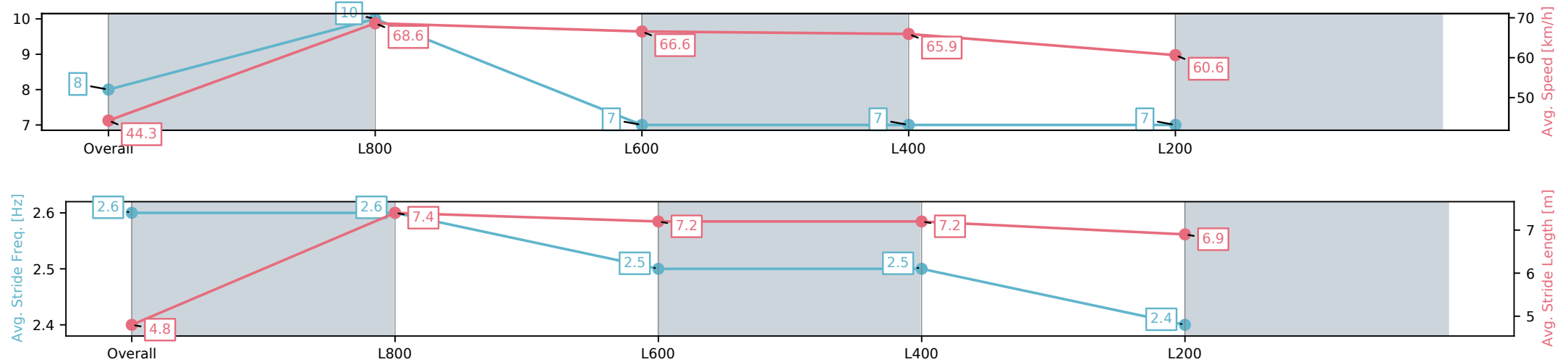
Race 4: Sportsbet Fast Form Maiden Plate - 900m

09 April 2025 - 2:32PM

Track Rating: Good 4, Weather: Overcast, Rail Position: +3m 1200m
Chute; True Remainder



Section	Overall	L800	L600	L400	L200
Section Times	0:52.34[8] (0:08.14)	0:44.20[10] (0:10.56)	0:33.63[7] (0:10.83)	0:22.80[7] (0:10.93)	0:11.87[7] (0:11.87)
Average Speed [km/h]	44.3	68.6	66.6	65.9	60.6
Top Speed [km/h]	65.1	70.4	68.4	67.0	64.0
Avg. Dist. to Rail [m]	3.8	3.2	0.9	1.8	1.8
Avg. Stride Freq. [Hz]	2.6	2.6	2.5	2.5	2.4
Avg. Stride Length [m]	4.8	7.4	7.2	7.2	6.9



- [] Ranking at each section and finish
- :-:- No data available at this section
- NA No data available

Horse/Jockey Name	HATESCHOOLCONCERTS/Brooke King
Finish Rank	9
Fastest Section Time (Section)	0:10.85 (L400)
Top Speed [km/h] (Section)	69.6 (Overall)
Race State	Finished



Thomas Farms RC Murray Bridge SA - Professional

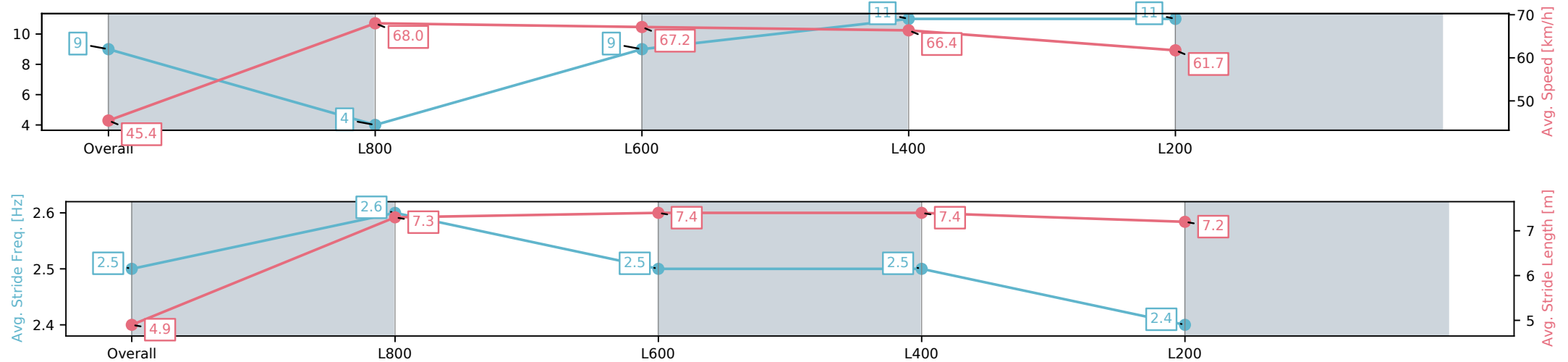
Race 4: Sportsbet Fast Form Maiden Plate - 900m

09 April 2025 - 2:32PM

Track Rating: Good 4, Weather: Overcast, Rail Position: +3m 1200m
Chute; True Remainder



Section	Overall	L800	L600	L400	L200
Section Times	0:52.36[9] (0:07.98)	0:44.38[4] (0:10.88)	0:33.50[9] (0:10.99)	0:22.51[11] (0:10.85)	0:11.66[11] (0:11.66)
Average Speed [km/h]	45.4	68.0	67.2	66.4	61.7
Top Speed [km/h]	65.7	69.6	67.9	68.8	65.2
Avg. Dist. to Rail [m]	12.6	10.3	6.2	10.0	10.5
Avg. Stride Freq. [Hz]	2.5	2.6	2.5	2.5	2.4
Avg. Stride Length [m]	4.9	7.3	7.4	7.4	7.2



[] Ranking at each section and finish
-:-:- No data available at this section
NA No data available

Horse/Jockey Name	THE CREED/Lachlan Neindorf
Finish Rank	10
Fastest Section Time (Section)	0:10.69 (L600)
Top Speed [km/h] (Section)	69.9 (L800)
Race State	Finished



Thomas Farms RC Murray Bridge SA - Professional

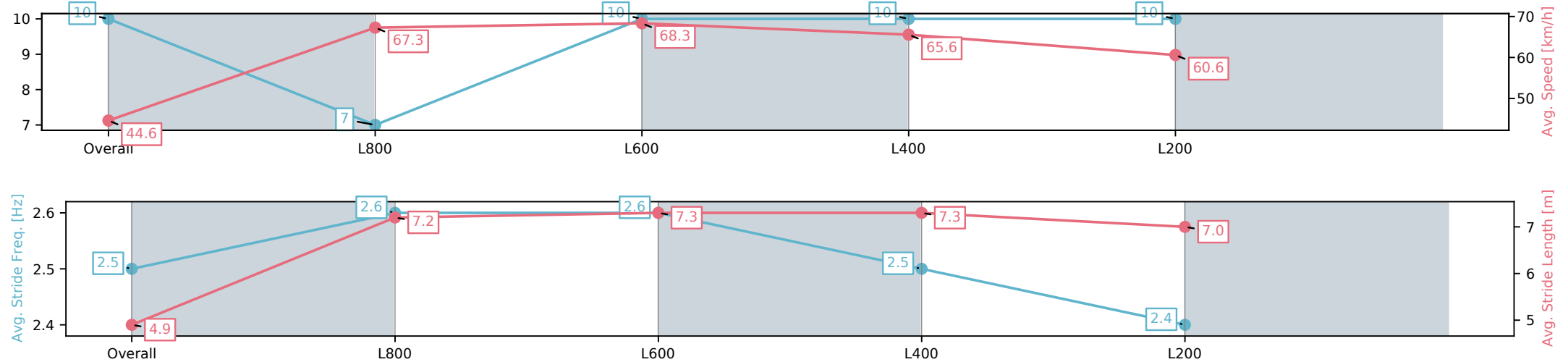
Race 4: Sportsbet Fast Form Maiden Plate - 900m

09 April 2025 - 2:32PM

Track Rating: Good 4, Weather: Overcast, Rail Position: +3m 1200m
Chute; True Remainder



Section	Overall	L800	L600	L400	L200
Section Times	0:52.57[10] (0:08.11)	0:44.46[7] (0:10.90)	0:33.56[10] (0:10.69)	0:22.87[10] (0:10.99)	0:11.88[10] (0:11.88)
Average Speed [km/h]	44.6	67.3	68.3	65.6	60.6
Top Speed [km/h]	63.4	69.6	69.9	67.9	64.8
Avg. Dist. to Rail [m]	9.9	7.6	3.4	5.3	7.0
Avg. Stride Freq. [Hz]	2.5	2.6	2.6	2.5	2.4
Avg. Stride Length [m]	4.9	7.2	7.3	7.3	7.0



[] Ranking at each section and finish
-:-:- No data available at this section
NA No data available

Horse/Jockey Name	DARLINC/Monika Wolanin
Finish Rank	11
Fastest Section Time (Section)	0:10.82 (L600)
Top Speed [km/h] (Section)	69.8 (Overall)
Race State	Finished



Thomas Farms RC Murray Bridge SA - Professional

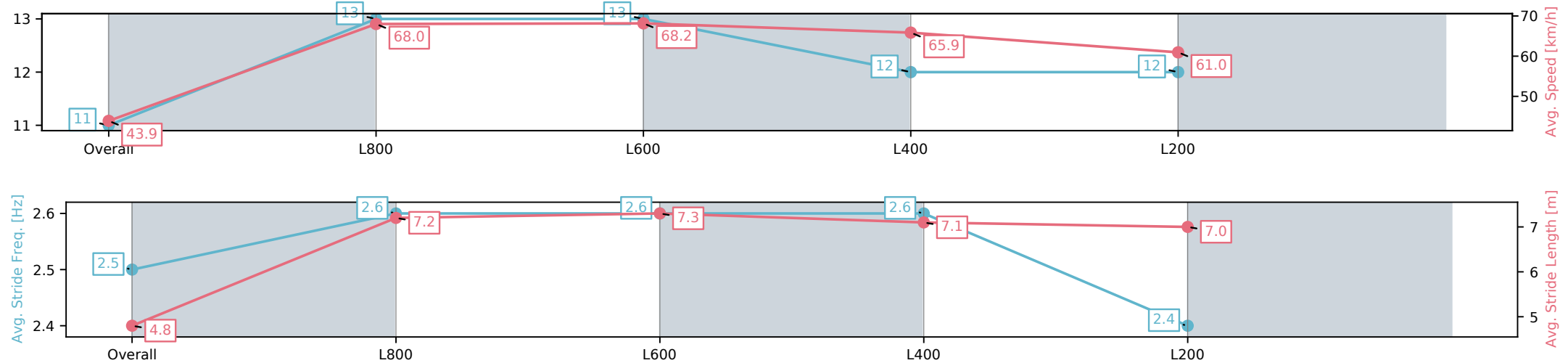
Race 4: Sportsbet Fast Form Maiden Plate - 900m

09 April 2025 - 2:32PM

Track Rating: Good 4, Weather: Overcast, Rail Position: +3m 1200m
Chute; True Remainder



Section	Overall	L800	L600	L400	L200
Section Times	0:52.65[11] (0:08.23)	0:44.42[13] (0:10.87)	0:33.55[13] (0:10.82)	0:22.73[12] (0:10.93)	0:11.80[12] (0:11.80)
Average Speed [km/h]	43.9	68.0	68.2	65.9	61.0
Top Speed [km/h]	65.2	69.8	69.7	66.8	64.1
Avg. Dist. to Rail [m]	13.1	10.4	5.6	10.6	11.2
Avg. Stride Freq. [Hz]	2.5	2.6	2.6	2.6	2.4
Avg. Stride Length [m]	4.8	7.2	7.3	7.1	7.0



[] Ranking at each section and finish
-:-:- No data available at this section
NA No data available

Horse/Jockey Name	DRUMLARGEN/Connor Murtagh
Finish Rank	12
Fastest Section Time (Section)	0:10.59 (L800)
Top Speed [km/h] (Section)	70.9 (Overall)
Race State	Finished



Thomas Farms RC Murray Bridge SA - Professional

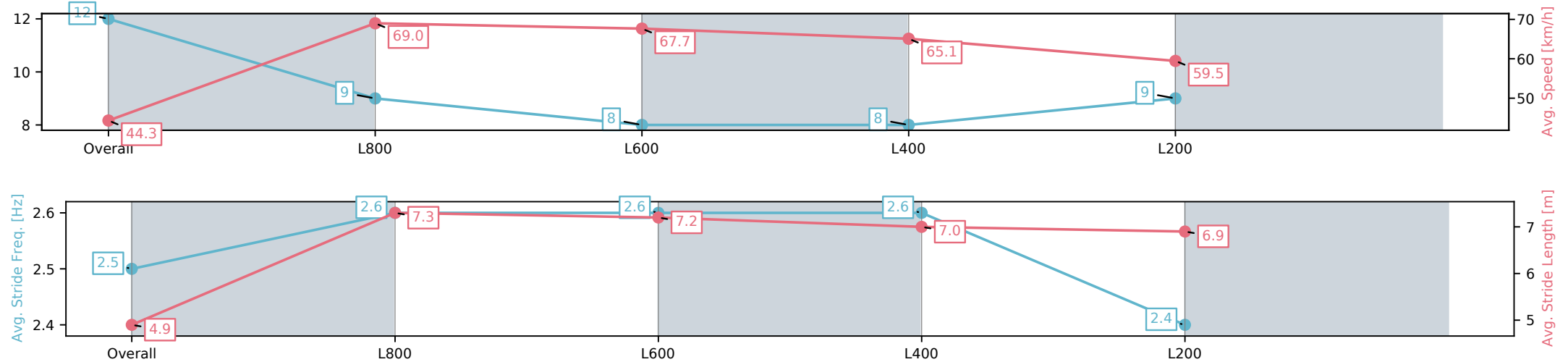
Race 4: Sportsbet Fast Form Maiden Plate - 900m

09 April 2025 - 2:32PM

Track Rating: Good 4, Weather: Overcast, Rail Position: +3m 1200m
Chute; True Remainder



Section	Overall	L800	L600	L400	L200
Section Times	0:52.78[12] (0:08.13)	0:44.65[9] (0:10.59)	0:34.06[8] (0:10.90)	0:23.16[8] (0:11.05)	0:12.11[9] (0:12.11)
Average Speed [km/h]	44.3	69.0	67.7	65.1	59.5
Top Speed [km/h]	64.2	70.9	69.2	67.7	62.9
Avg. Dist. to Rail [m]	6.6	5.6	5.3	7.8	8.7
Avg. Stride Freq. [Hz]	2.5	2.6	2.6	2.6	2.4
Avg. Stride Length [m]	4.9	7.3	7.2	7.0	6.9



- [] Ranking at each section and finish
- :-:- No data available at this section
- NA No data available

Horse/Jockey Name	SUPER SAM/Rochelle Milnes
Finish Rank	13
Fastest Section Time (Section)	0:10.88 (L800)
Top Speed [km/h] (Section)	68.4 (L800)
Race State	Finished



Thomas Farms RC Murray Bridge SA - Professional

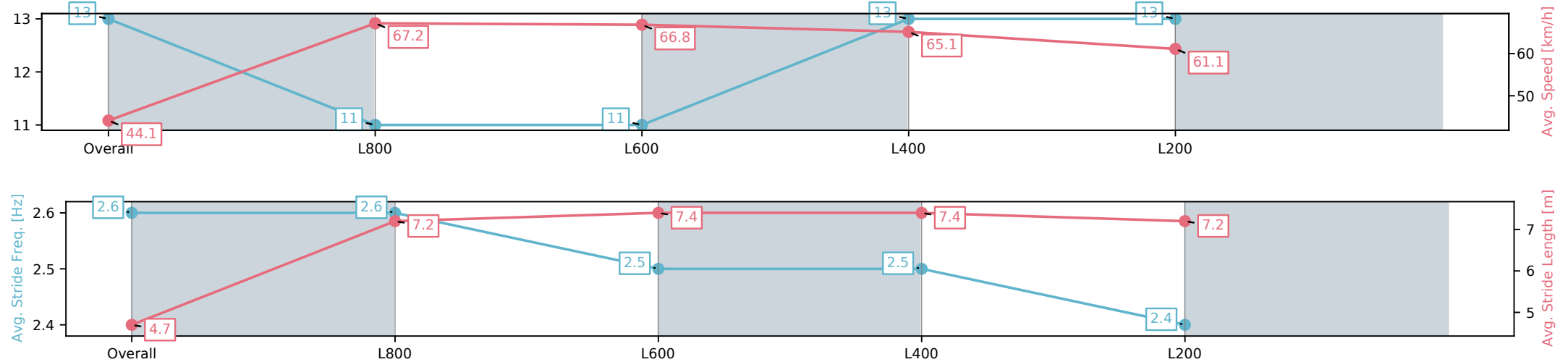
Race 4: Sportsbet Fast Form Maiden Plate - 900m

09 April 2025 - 2:32PM

Track Rating: Good 4, Weather: Overcast, Rail Position: +3m 1200m
Chute; True Remainder



Section	Overall	L800	L600	L400	L200
Section Times	0:52.80[13] (0:08.19)	0:44.61[11] (0:10.88)	0:33.73[11] (0:10.91)	0:22.82[13] (0:11.06)	0:11.76[13] (0:11.76)
Average Speed [km/h]	44.1	67.2	66.8	65.1	61.1
Top Speed [km/h]	64.5	68.2	68.4	67.0	64.3
Avg. Dist. to Rail [m]	7.2	6.2	3.0	8.0	9.6
Avg. Stride Freq. [Hz]	2.6	2.6	2.5	2.5	2.4
Avg. Stride Length [m]	4.7	7.2	7.4	7.4	7.2



[] Ranking at each section and finish
-:-:- No data available at this section
NA No data available

Horse/Jockey Name	FUNNY FEELING/Zephen Johnston-Porter
Finish Rank	14
Fastest Section Time (Section)	0:11.19 (L600)
Top Speed [km/h] (Section)	65.8 (L800)
Race State	Finished



Thomas Farms RC Murray Bridge SA - Professional

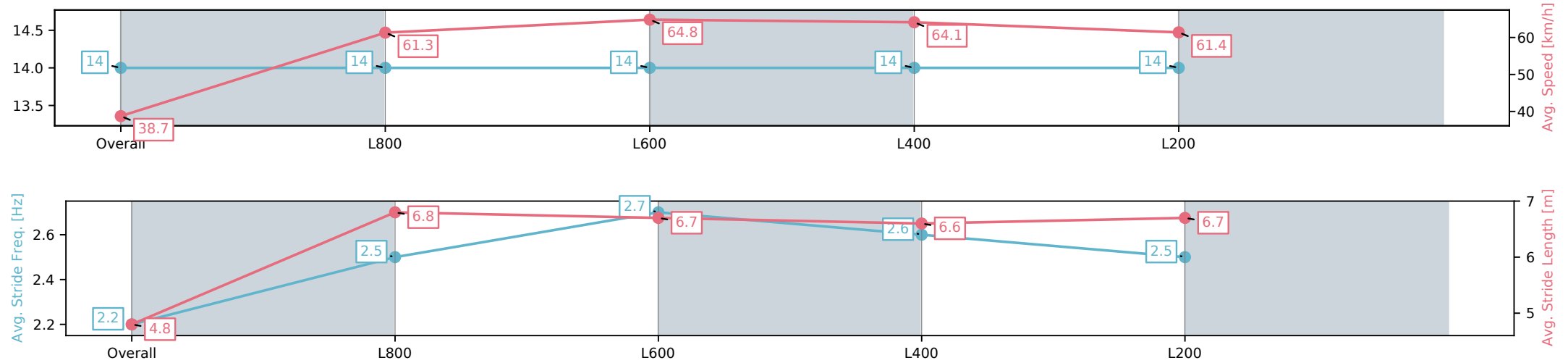
Race 4: Sportsbet Fast Form Maiden Plate - 900m

09 April 2025 - 2:32PM

Track Rating: Good 4, Weather: Overcast, Rail Position: +3m 1200m
Chute; True Remainder



Section	Overall	L800	L600	L400	L200
Section Times	0:55.35[14] (0:09.35)	0:46.00[14] (0:11.85)	0:34.15[14] (0:11.19)	0:22.96[14] (0:11.24)	0:11.72[14] (0:11.72)
Average Speed [km/h]	38.7	61.3	64.8	64.1	61.4
Top Speed [km/h]	56.7	64.1	65.8	65.8	64.4
Avg. Dist. to Rail [m]	8.6	5.0	1.9	2.2	2.1
Avg. Stride Freq. [Hz]	2.2	2.5	2.7	2.6	2.5
Avg. Stride Length [m]	4.8	6.8	6.7	6.6	6.7



[] Ranking at each section and finish
-:-:- No data available at this section
NA No data available