



Thomas Farms RC Murray Bridge SA
Race 3: Nutrien Ag Solutions Maiden Plate - 1100m
09 April 2025 - 1:56PM



Track Rating: Good 4, Weather: Overcast, Rail Position: +3m 1200m Chute; True
Remainder

Section Field Times							Overall 1:04.09 (0:08.08)	L1000 0:56.01 (0:10.56)	L800 0:45.45 (0:10.65)	L600 0:34.79 (0:11.25)	L400 0:23.54 (0:11.36)	L200 0:12.19 (0:12.19)		
Position	#	Horse/Jockey	Barrier	Top Speed [km/h]	Fastest Section	First 400m							Margin	Distance Travelled From Winner [m]
1	6	MURPH	6	68.0	0:10.90	0:24.37	1:04.09	0:56.00 [2]	0:45.10 [5]	0:34.19 [6]	0:22.88 [5]	0:11.73 [3]	1:04.09	
		Zoe Lloyd		1200-1000	1000-800		(0:08.09)	(0:10.90)	(0:10.91)	(0:11.31)	(0:11.15)	(0:11.73)		
2	7	SUPER LAD	8	70.1	0:10.54	0:23.86	1:04.21	0:56.11 [3]	0:45.57 [1]	0:34.92 [1]	0:23.67 [1]	0:12.31 [1]	0.79L	-3
		Felicity Atkinson		1000-800	1000-800		(0:08.10)	(0:10.54)	(0:10.65)	(0:11.25)	(0:11.36)	(0:12.31)		
3	10	BELLE FROM HELL	13	67.8	0:10.93	0:24.81	1:04.22	0:55.98 [6]	0:44.82 [11]	0:33.81 [11]	0:22.52 [10]	0:11.59 [7]	0.82L	+2
		Lachlan Neindorf		1000-800	400-200		(0:08.24)	(0:11.16)	(0:11.01)	(0:11.28)	(0:10.93)	(0:11.59)		
4	16	CHARMING DEXTER	5	69.0	0:10.84	0:24.63	1:04.33	0:55.83 [12]	0:44.98 [10]	0:34.14 [8]	0:22.91 [7]	0:11.72 [6]	1.52L	-2
		Todd Pannell		1000-800	800-600		(0:08.50)	(0:10.85)	(0:10.84)	(0:11.23)	(0:11.19)	(0:11.72)		
5	5	MAPLEWAY	14	68.4	0:10.89	0:24.82	1:04.47	0:55.98 [11]	0:44.93 [12]	0:34.04 [12]	0:22.67 [12]	0:11.62 [9]	2.47L	-2
		Justin Potter		1000-800	800-600		(0:08.49)	(0:11.05)	(0:10.89)	(0:11.37)	(0:11.05)	(0:11.62)		
6	2	EMPIRE RULER	1	69.9	0:10.68	0:24.25	1:04.53	0:56.20 [10]	0:45.52 [6]	0:34.71 [4]	0:23.49 [3]	0:12.06 [4]	2.89L	-5
		Manoel Nunes		1200-1000	1000-800		(0:08.33)	(0:10.68)	(0:10.81)	(0:11.22)	(0:11.43)	(0:12.06)		
7	3	I AM RALPH	11	67.8	0:10.99	0:25.07	1:04.55	0:55.93 [13]	0:44.89 [14]	0:33.90 [14]	0:22.73 [13]	0:11.64 [10]	2.99L	+0
		Teagan Voorham		1200-1000	800-600		(0:08.62)	(0:11.04)	(0:10.99)	(0:11.17)	(0:11.09)	(0:11.64)		
8	12	LEGAL DRAMA	3	68.7	0:10.92	0:24.51	1:04.84	0:56.55 [8]	0:45.63 [9]	0:34.69 [7]	0:23.36 [8]	0:11.85 [11]	4.91L	-6
		Rochelle Milnes		1200-1000	1000-800		(0:08.28)	(0:10.92)	(0:10.94)	(0:11.33)	(0:11.51)	(0:11.85)		
9	1	ARLO'S DREAM	2	69.2	0:10.70	0:23.98	1:04.97	0:56.86 [4]	0:46.16 [2]	0:35.46 [2]	0:24.34 [2]	0:12.80 [2]	5.73L	-6
		Connor Murtagh		1000-800	1000-800		(0:08.11)	(0:10.70)	(0:10.70)	(0:11.12)	(0:11.54)	(0:12.80)		
10	14	SMOKIN' EYES	9	67.8	0:10.87	0:24.53	1:05.08	0:56.75 [9]	0:45.88 [8]	0:34.80 [10]	0:23.40 [9]	0:12.07 [12]	6.47L	-1
		Ben Price		1000-800	1000-800		(0:08.33)	(0:10.87)	(0:11.08)	(0:11.40)	(0:11.33)	(0:12.07)		

Scratched: Villa Maria (#9), Like A Diamond (#13)

Report Created: Wed 09 April 2025 14:43:56 GMT+10 (Note: Timing is based on positional data)

Page 1/16

[] Position in running at each section and finish
-:-:- No data available at this section
NA No data available
█ Background shading for fastest section

Saddle cloth number
DNF Did not finish
DNT Did not track



Thomas Farms RC Murray Bridge SA
Race 3: Nutrien Ag Solutions Maiden Plate - 1100m
09 April 2025 - 1:56PM



Track Rating: Good 4, Weather: Overcast, Rail Position: +3m 1200m Chute; True
Remainder

Section

Field Times

Overall

1:04.09

(0:08.08)

L1000

0:56.01

(0:10.56)

L800

0:45.45

(0:10.65)

L600

0:34.79

(0:11.25)

L400

0:23.54

(0:11.36)

L200

0:12.19

(0:12.19)

Position	#	Horse/Jockey	Barrier	Top Speed [km/h]	Fastest Section	First 400m	Overall	L1000	L800	L600	L400	L200	Margin	Distance Travelled From Winner [m]
11	11	COSMO DIVA	12	68.2	0:10.81	0:24.20	1:05.09	0:57.01 [1]	0:46.20 [3]	0:35.31 [3]	0:23.96 [4]	0:12.49 [5]	6.49L	-1
		Taylor Johnstone		1000-800	1000-800		(0:08.08)	(0:10.81)	(0:10.89)	(0:11.35)	(0:11.47)	(0:12.49)		
12	8	UKI RAIN	4	70.1	0:10.67	0:24.24	1:05.30	0:57.03 [7]	0:46.36 [4]	0:35.44 [5]	0:24.07 [6]	0:12.56 [8]	7.87L	-3
		Jessica Tzaferis		1200-1000	1000-800		(0:08.27)	(0:10.67)	(0:10.92)	(0:11.37)	(0:11.51)	(0:12.56)		
13	4	LUNA PHASE	7	67.1	0:10.94	0:24.50	1:05.43	0:57.24 [5]	0:46.30 [7]	0:35.20 [9]	0:23.67 [11]	0:12.25 [13]	8.74L	+2
		Brooke King		1200-1000	1000-800		(0:08.19)	(0:10.94)	(0:11.10)	(0:11.53)	(0:11.42)	(0:12.25)		
14	15	CANDY IN MIAMI	10	70.4	0:10.74	0:24.87	1:06.90	0:58.09 [14]	0:47.35 [13]	0:36.33 [13]	0:24.98 [14]	0:13.23 [14]	18.37L	-2
		Jackson Radley		1200-1000	1000-800		(0:08.81)	(0:10.74)	(0:11.02)	(0:11.35)	(0:11.75)	(0:13.23)		

Scratched: Villa Maria (#9), Like A Diamond (#13)

Horse/Jockey Name	MURPH/Zoe Lloyd
Finish Rank	1
Fastest Section Time (Section)	0:10.90 (L1000)
Top Speed [km/h] (Section)	68.0 (Overall)
Race State	Finished



Thomas Farms RC Murray Bridge SA - Professional

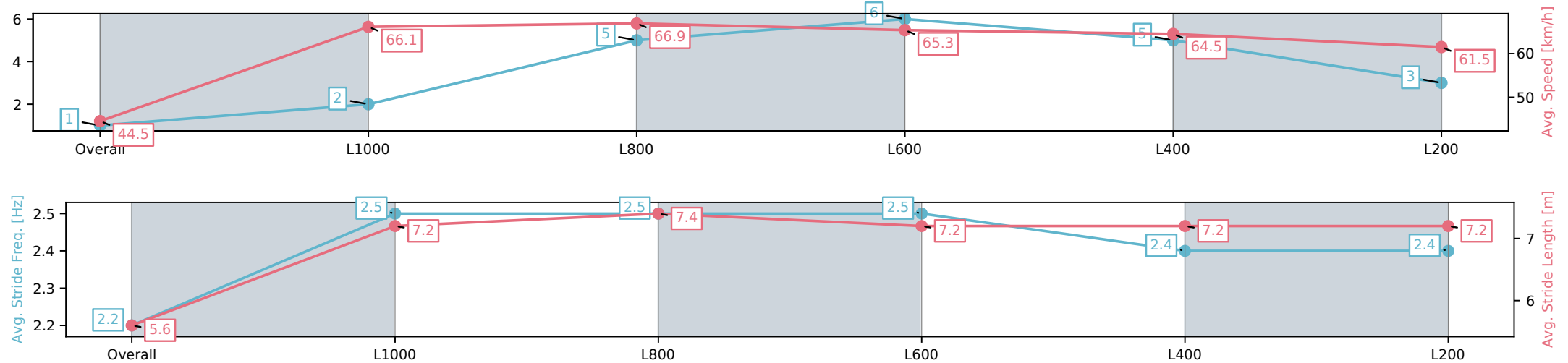
Race 3: Nutrien Ag Solutions Maiden Plate - 1100m

09 April 2025 - 1:56PM

Track Rating: Good 4, Weather: Overcast, Rail Position: +3m 1200m
Chute; True Remainder



Section	Overall	L1000	L800	L600	L400	L200
Section Times	1:04.09[1] (0:08.09)	0:56.00[2] (0:10.90)	0:45.10[5] (0:10.91)	0:34.19[6] (0:11.31)	0:22.88[5] (0:11.15)	0:11.73[3] (0:11.73)
Average Speed [km/h]	44.5	66.1	66.9	65.3	64.5	61.5
Top Speed [km/h]	62.5	68.0	68.0	67.0	65.1	64.5
Avg. Dist. to Rail [m]	5.5	3.2	4.6	5.8	9.2	9.2
Avg. Stride Freq. [Hz]	2.2	2.5	2.5	2.5	2.4	2.4
Avg. Stride Length [m]	5.6	7.2	7.4	7.2	7.2	7.2



[] Ranking at each section and finish
-:-:- No data available at this section
NA No data available

Horse/Jockey Name	SUPER LAD/Felicity Atkinson
Finish Rank	2
Fastest Section Time (Section)	0:10.54 (L1000)
Top Speed [km/h] (Section)	70.1 (L1000)
Race State	Finished



Thomas Farms RC Murray Bridge SA - Professional

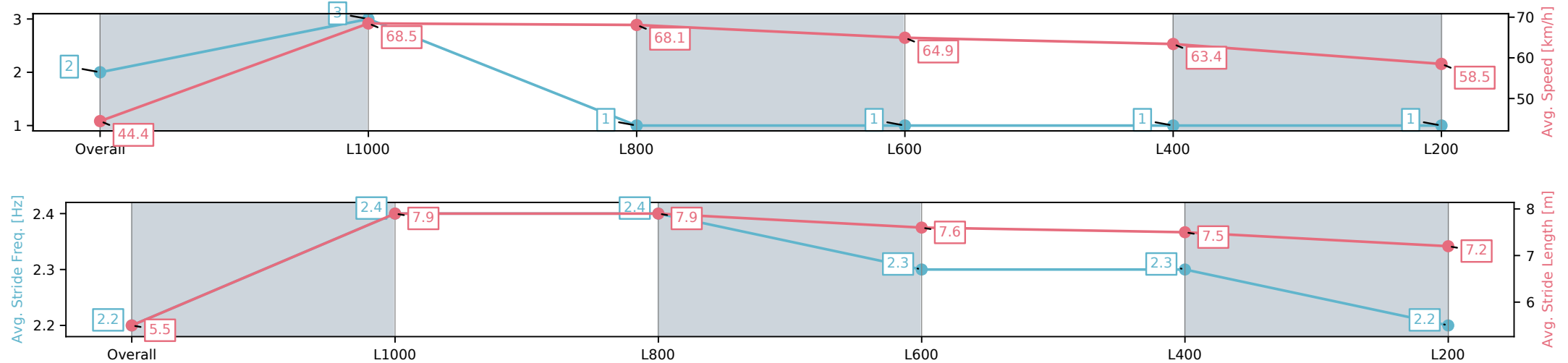
Race 3: Nutrien Ag Solutions Maiden Plate - 1100m

09 April 2025 - 1:56PM

Track Rating: Good 4, Weather: Overcast, Rail Position: +3m 1200m
Chute; True Remainder



Section	Overall	L1000	L800	L600	L400	L200
Section Times	1:04.21[2] (0:08.10)	0:56.11[3] (0:10.54)	0:45.57[1] (0:10.65)	0:34.92[1] (0:11.25)	0:23.67[1] (0:11.36)	0:12.31[1] (0:12.31)
Average Speed [km/h]	44.4	68.5	68.1	64.9	63.4	58.5
Top Speed [km/h]	65.4	69.7	70.1	65.9	65.2	61.4
Avg. Dist. to Rail [m]	8.5	3.3	2.8	3.6	6.6	6.2
Avg. Stride Freq. [Hz]	2.2	2.4	2.4	2.3	2.3	2.2
Avg. Stride Length [m]	5.5	7.9	7.9	7.6	7.5	7.2



[] Ranking at each section and finish
-:-:- No data available at this section
NA No data available

Horse/Jockey Name	BELLE FROM HELL/Lachlan Neindorf
Finish Rank	3
Fastest Section Time (Section)	0:10.93 (L400)
Top Speed [km/h] (Section)	67.8 (L1000)
Race State	Finished



Thomas Farms RC Murray Bridge SA - Professional

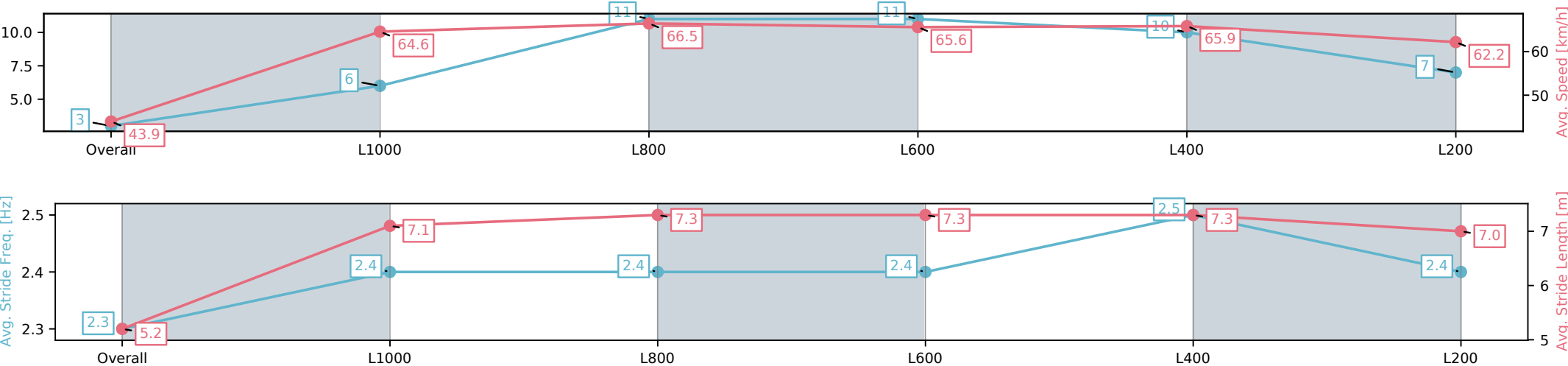
Race 3: Nutrien Ag Solutions Maiden Plate - 1100m

09 April 2025 - 1:56PM

Track Rating: Good 4, Weather: Overcast, Rail Position: +3m 1200m
Chute; True Remainder



Section	Overall	L1000	L800	L600	L400	L200
Section Times	1:04.22[3] (0:08.24)	0:55.98[6] (0:11.16)	0:44.82[11] (0:11.01)	0:33.81[11] (0:11.28)	0:22.52[10] (0:10.93)	0:11.59[7] (0:11.59)
Average Speed [km/h]	43.9	64.6	66.5	65.6	65.9	62.2
Top Speed [km/h]	61.7	66.0	67.8	66.7	66.9	64.9
Avg. Dist. to Rail [m]	13.4	7.4	6.6	6.7	14.0	16.0
Avg. Stride Freq. [Hz]	2.3	2.4	2.4	2.4	2.5	2.4
Avg. Stride Length [m]	5.2	7.1	7.3	7.3	7.3	7.0



[] Ranking at each section and finish
-:-:- No data available at this section
NA No data available

Horse/Jockey Name	CHARMING DEXTER/Todd Pannell
Finish Rank	4
Fastest Section Time (Section)	0:10.84 (L800)
Top Speed [km/h] (Section)	69.0 (L1000)
Race State	Finished



Thomas Farms RC Murray Bridge SA - Professional

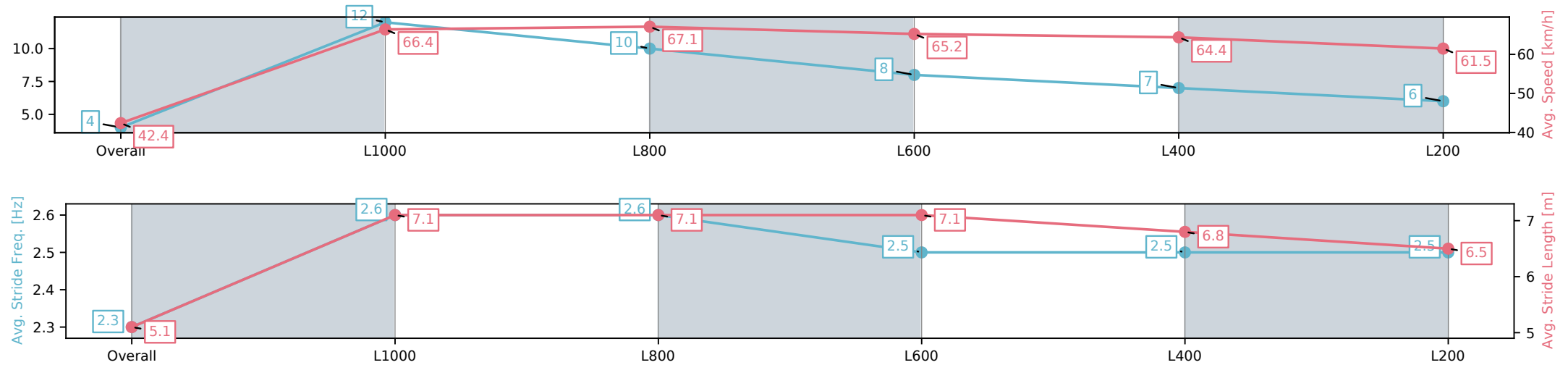
Race 3: Nutrien Ag Solutions Maiden Plate - 1100m

09 April 2025 - 1:56PM

Track Rating: Good 4, Weather: Overcast, Rail Position: +3m 1200m
Chute; True Remainder



Section	Overall	L1000	L800	L600	L400	L200
Section Times	1:04.33[4] (0:08.50)	0:55.83[12] (0:10.85)	0:44.98[10] (0:10.84)	0:34.14[8] (0:11.23)	0:22.91[7] (0:11.19)	0:11.72[6] (0:11.72)
Average Speed [km/h]	42.4	66.4	67.1	65.2	64.4	61.5
Top Speed [km/h]	62.3	68.0	69.0	66.3	65.2	63.4
Avg. Dist. to Rail [m]	6.0	4.0	4.0	4.1	9.4	11.1
Avg. Stride Freq. [Hz]	2.3	2.6	2.6	2.5	2.5	2.5
Avg. Stride Length [m]	5.1	7.1	7.1	7.1	6.8	6.5



[] Ranking at each section and finish
-:-:- No data available at this section
NA No data available

Horse/Jockey Name	MAPLEWAY/Justin Potter
Finish Rank	5
Fastest Section Time (Section)	0:10.89 (L800)
Top Speed [km/h] (Section)	68.4 (L1000)
Race State	Finished



Thomas Farms RC Murray Bridge SA - Professional

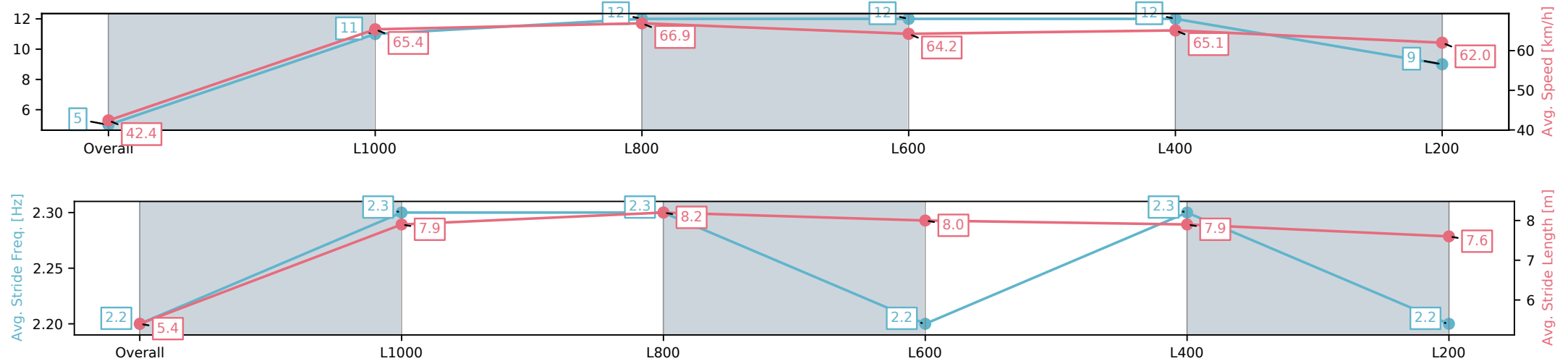
Race 3: Nutrien Ag Solutions Maiden Plate - 1100m

09 April 2025 - 1:56PM

Track Rating: Good 4, Weather: Overcast, Rail Position: +3m 1200m
Chute; True Remainder



Section	Overall	L1000	L800	L600	L400	L200
Section Times	1:04.47[5] (0:08.49)	0:55.98[11] (0:11.05)	0:44.93[12] (0:10.89)	0:34.04[12] (0:11.37)	0:22.67[12] (0:11.05)	0:11.62[9] (0:11.62)
Average Speed [km/h]	42.4	65.4	66.9	64.2	65.1	62.0
Top Speed [km/h]	59.7	68.1	68.4	65.2	65.6	64.0
Avg. Dist. to Rail [m]	14.7	7.2	4.7	3.3	7.6	11.1
Avg. Stride Freq. [Hz]	2.2	2.3	2.3	2.2	2.3	2.2
Avg. Stride Length [m]	5.4	7.9	8.2	8.0	7.9	7.6



[] Ranking at each section and finish
-:-:- No data available at this section
NA No data available

Horse/Jockey Name	EMPIRE RULER/Manoel Nunes
Finish Rank	6
Fastest Section Time (Section)	0:10.68 (L1000)
Top Speed [km/h] (Section)	69.9 (Overall)
Race State	Finished



Thomas Farms RC Murray Bridge SA - Professional

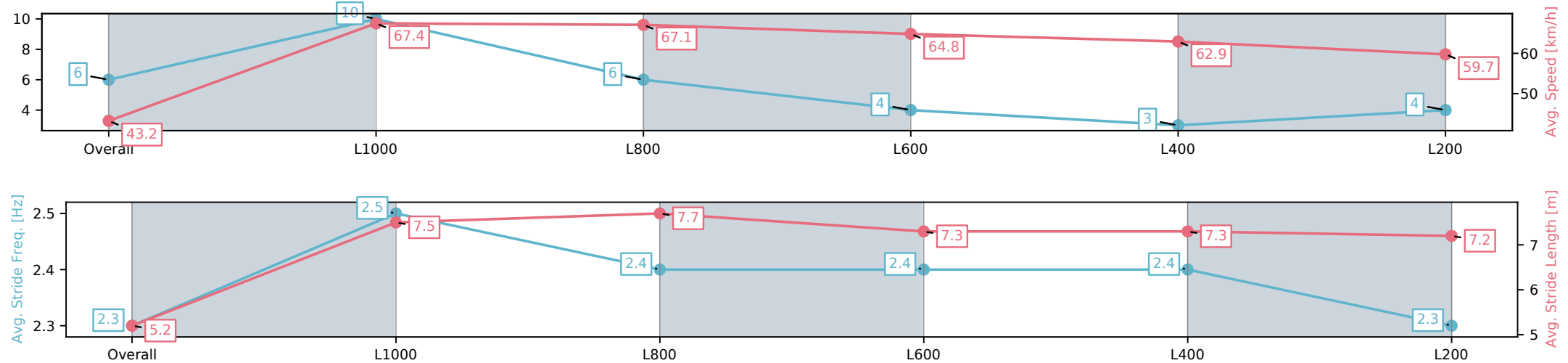
Race 3: Nutrien Ag Solutions Maiden Plate - 1100m

09 April 2025 - 1:56PM

Track Rating: Good 4, Weather: Overcast, Rail Position: +3m 1200m
Chute; True Remainder



Section	Overall	L1000	L800	L600	L400	L200
Section Times	1:04.53[6] (0:08.33)	0:56.20[10] (0:10.68)	0:45.52[6] (0:10.81)	0:34.71[4] (0:11.22)	0:23.49[3] (0:11.43)	0:12.06[4] (0:12.06)
Average Speed [km/h]	43.2	67.4	67.1	64.8	62.9	59.7
Top Speed [km/h]	64.2	69.9	69.0	65.9	64.3	62.2
Avg. Dist. to Rail [m]	0.9	0.3	2.2	2.2	5.9	7.1
Avg. Stride Freq. [Hz]	2.3	2.5	2.4	2.4	2.4	2.3
Avg. Stride Length [m]	5.2	7.5	7.7	7.3	7.3	7.2



[] Ranking at each section and finish
-:-:- No data available at this section
NA No data available

Horse/Jockey Name	I AM RALPH/Teagan Voorham
Finish Rank	7
Fastest Section Time (Section)	0:10.99 (L800)
Top Speed [km/h] (Section)	67.8 (Overall)
Race State	Finished



Thomas Farms RC Murray Bridge SA - Professional

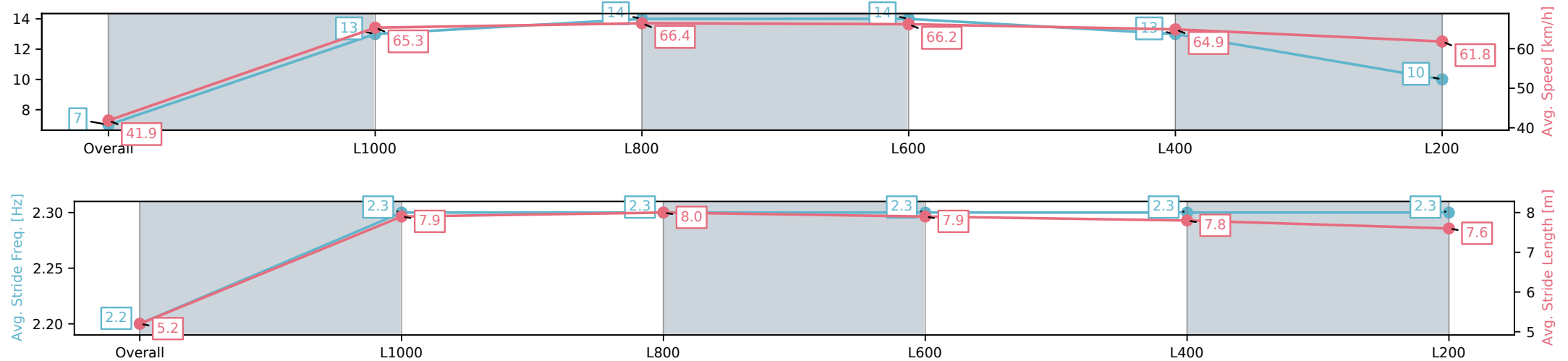
Race 3: Nutrien Ag Solutions Maiden Plate - 1100m

09 April 2025 - 1:56PM

Track Rating: Good 4, Weather: Overcast, Rail Position: +3m 1200m
Chute; True Remainder



Section	Overall	L1000	L800	L600	L400	L200
Section Times	1:04.55[7] (0:08.62)	0:55.93[13] (0:11.04)	0:44.89[14] (0:10.99)	0:33.90[14] (0:11.17)	0:22.73[13] (0:11.09)	0:11.64[10] (0:11.64)
Average Speed [km/h]	41.9	65.3	66.4	66.2	64.9	61.8
Top Speed [km/h]	60.8	67.8	67.3	67.3	66.7	63.7
Avg. Dist. to Rail [m]	11.2	4.8	5.0	6.1	13.2	16.1
Avg. Stride Freq. [Hz]	2.2	2.3	2.3	2.3	2.3	2.3
Avg. Stride Length [m]	5.2	7.9	8.0	7.9	7.8	7.6



[] Ranking at each section and finish
-:-:- No data available at this section
NA No data available

Horse/Jockey Name	LEGAL DRAMA/Rochelle Milnes
Finish Rank	8
Fastest Section Time (Section)	0:10.92 (L1000)
Top Speed [km/h] (Section)	68.7 (Overall)
Race State	Finished



Thomas Farms RC Murray Bridge SA - Professional

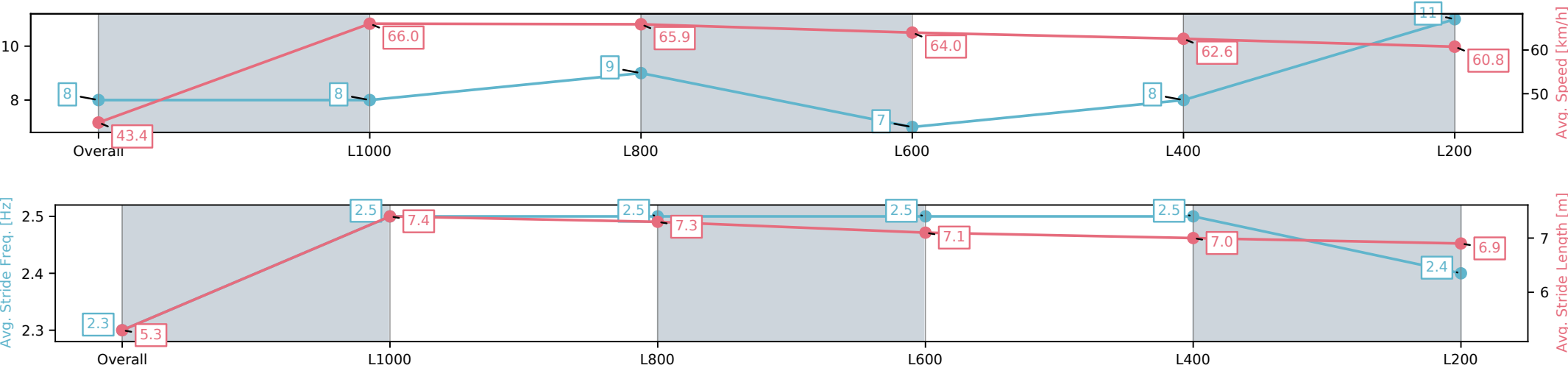
Race 3: Nutrien Ag Solutions Maiden Plate - 1100m

09 April 2025 - 1:56PM

Track Rating: Good 4, Weather: Overcast, Rail Position: +3m 1200m
Chute; True Remainder



Section	Overall	L1000	L800	L600	L400	L200
Section Times	1:04.84[8] (0:08.28)	0:56.55[8] (0:10.92)	0:45.63[9] (0:10.94)	0:34.69[7] (0:11.33)	0:23.36[8] (0:11.51)	0:11.85[11] (0:11.85)
Average Speed [km/h]	43.4	66.0	65.9	64.0	62.6	60.8
Top Speed [km/h]	62.6	68.7	67.9	65.1	64.0	62.9
Avg. Dist. to Rail [m]	2.1	0.2	0.9	1.7	4.7	3.3
Avg. Stride Freq. [Hz]	2.3	2.5	2.5	2.5	2.5	2.4
Avg. Stride Length [m]	5.3	7.4	7.3	7.1	7.0	6.9



[] Ranking at each section and finish
-:-:- No data available at this section
NA No data available

Horse/Jockey Name	ARLO'S DREAM/Connor Murtagh
Finish Rank	9
Fastest Section Time (Section)	0:10.70 (L1000)
Top Speed [km/h] (Section)	69.2 (L1000)
Race State	Finished



Thomas Farms RC Murray Bridge SA - Professional

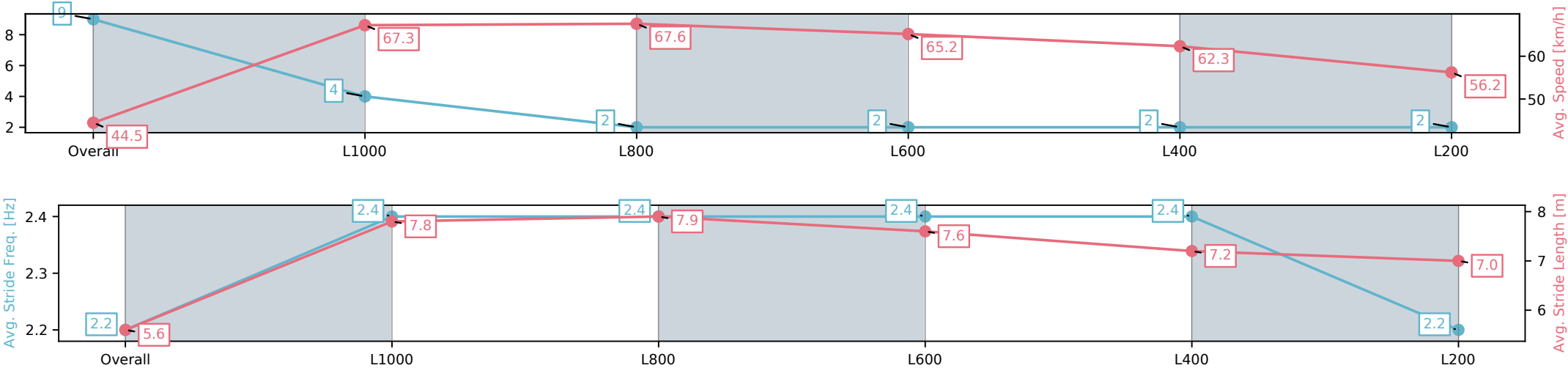
Race 3: Nutrien Ag Solutions Maiden Plate - 1100m

09 April 2025 - 1:56PM

Track Rating: Good 4, Weather: Overcast, Rail Position: +3m 1200m
Chute; True Remainder



Section	Overall	L1000	L800	L600	L400	L200
Section Times	1:04.97[9] (0:08.11)	0:56.86[4] (0:10.70)	0:46.16[2] (0:10.70)	0:35.46[2] (0:11.12)	0:24.34[2] (0:11.54)	0:12.80[2] (0:12.80)
Average Speed [km/h]	44.5	67.3	67.6	65.2	62.3	56.2
Top Speed [km/h]	63.0	69.1	69.2	67.4	65.5	59.6
Avg. Dist. to Rail [m]	1.9	0.2	1.7	1.5	3.1	4.0
Avg. Stride Freq. [Hz]	2.2	2.4	2.4	2.4	2.4	2.2
Avg. Stride Length [m]	5.6	7.8	7.9	7.6	7.2	7.0



[] Ranking at each section and finish
-:-:- No data available at this section
NA No data available

Horse/Jockey Name	SMOKIN' EYES/Ben Price
Finish Rank	10
Fastest Section Time (Section)	0:10.87 (L1000)
Top Speed [km/h] (Section)	67.8 (L1000)
Race State	Finished



Thomas Farms RC Murray Bridge SA - Professional

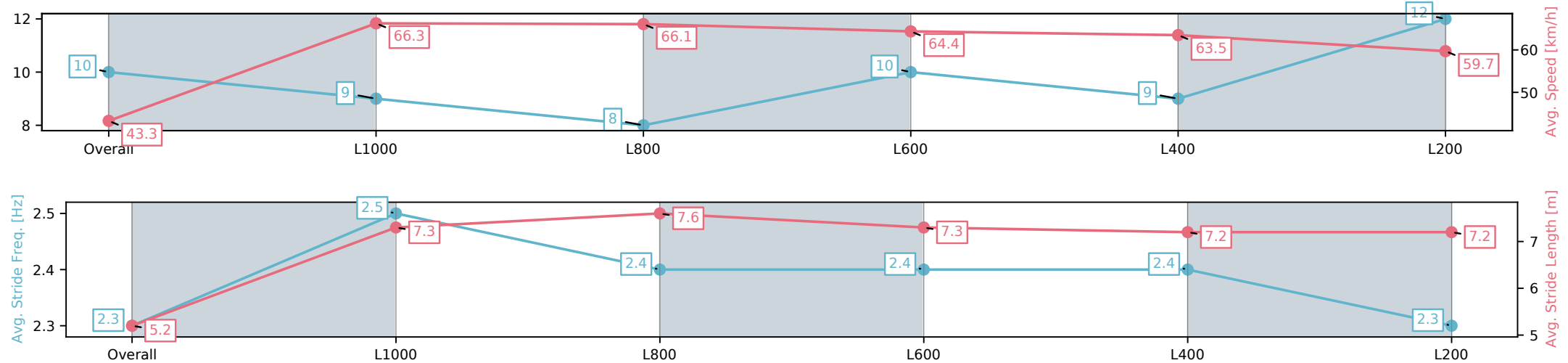
Race 3: Nutrien Ag Solutions Maiden Plate - 1100m

09 April 2025 - 1:56PM

Track Rating: Good 4, Weather: Overcast, Rail Position: +3m 1200m
Chute; True Remainder



Section	Overall	L1000	L800	L600	L400	L200
Section Times	1:05.08[10] (0:08.33)	0:56.75[9] (0:10.87)	0:45.88[8] (0:11.08)	0:34.80[10] (0:11.40)	0:23.40[9] (0:11.33)	0:12.07[12] (0:12.07)
Average Speed [km/h]	43.3	66.3	66.1	64.4	63.5	59.7
Top Speed [km/h]	62.9	67.8	67.8	66.7	65.1	63.2
Avg. Dist. to Rail [m]	8.9	5.3	5.8	4.3	9.7	14.8
Avg. Stride Freq. [Hz]	2.3	2.5	2.4	2.4	2.4	2.3
Avg. Stride Length [m]	5.2	7.3	7.6	7.3	7.2	7.2



[] Ranking at each section and finish
-:-:- No data available at this section
NA No data available

Horse/Jockey Name	COSMO DIVA/Taylor Johnstone
Finish Rank	11
Fastest Section Time (Section)	0:10.81 (L1000)
Top Speed [km/h] (Section)	68.2 (L1000)
Race State	Finished



Thomas Farms RC Murray Bridge SA - Professional

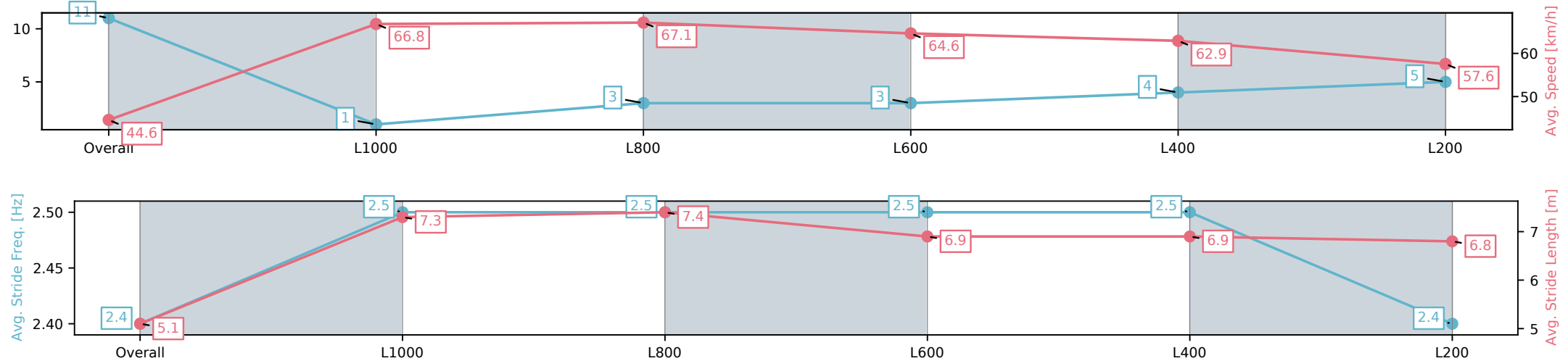
Race 3: Nutrien Ag Solutions Maiden Plate - 1100m

09 April 2025 - 1:56PM

Track Rating: Good 4, Weather: Overcast, Rail Position: +3m 1200m
Chute; True Remainder



Section	Overall	L1000	L800	L600	L400	L200
Section Times	1:05.09[11] (0:08.08)	0:57.01[1] (0:10.81)	0:46.20[3] (0:10.89)	0:35.31[3] (0:11.35)	0:23.96[4] (0:11.47)	0:12.49[5] (0:12.49)
Average Speed [km/h]	44.6	66.8	67.1	64.6	62.9	57.6
Top Speed [km/h]	63.4	67.8	68.2	65.9	64.0	61.4
Avg. Dist. to Rail [m]	11.8	5.4	5.3	4.7	8.5	9.1
Avg. Stride Freq. [Hz]	2.4	2.5	2.5	2.5	2.5	2.4
Avg. Stride Length [m]	5.1	7.3	7.4	6.9	6.9	6.8



[] Ranking at each section and finish
-:-:- No data available at this section
NA No data available

Horse/Jockey Name	UKI RAIN/Jessica Tzaferis
Finish Rank	12
Fastest Section Time (Section)	0:10.67 (L1000)
Top Speed [km/h] (Section)	70.1 (Overall)
Race State	Finished



Thomas Farms RC Murray Bridge SA - Professional

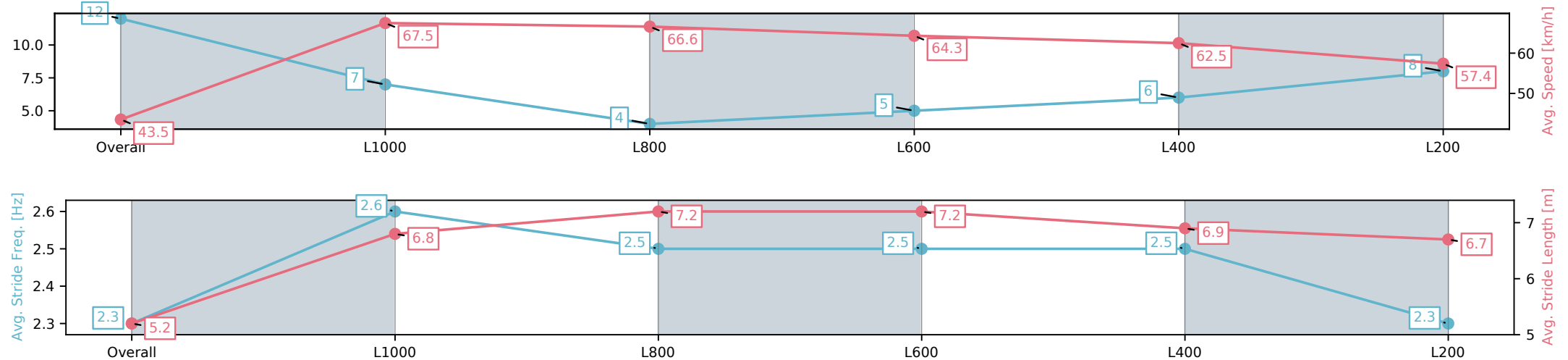
Race 3: Nutrien Ag Solutions Maiden Plate - 1100m

09 April 2025 - 1:56PM

Track Rating: Good 4, Weather: Overcast, Rail Position: +3m 1200m
Chute; True Remainder



Section	Overall	L1000	L800	L600	L400	L200
Section Times	1:05.30[12] (0:08.27)	0:57.03[7] (0:10.67)	0:46.36[4] (0:10.92)	0:35.44[5] (0:11.37)	0:24.07[6] (0:11.51)	0:12.56[8] (0:12.56)
Average Speed [km/h]	43.5	67.5	66.6	64.3	62.5	57.4
Top Speed [km/h]	61.3	70.1	69.7	65.6	64.9	61.5
Avg. Dist. to Rail [m]	4.1	1.6	3.4	3.3	6.5	7.4
Avg. Stride Freq. [Hz]	2.3	2.6	2.5	2.5	2.5	2.3
Avg. Stride Length [m]	5.2	6.8	7.2	7.2	6.9	6.7



[] Ranking at each section and finish
-:-:- No data available at this section
NA No data available

Horse/Jockey Name	LUNA PHASE/Brooke King
Finish Rank	13
Fastest Section Time (Section)	0:10.94 (L1000)
Top Speed [km/h] (Section)	67.1 (Overall)
Race State	Finished



Thomas Farms RC Murray Bridge SA - Professional

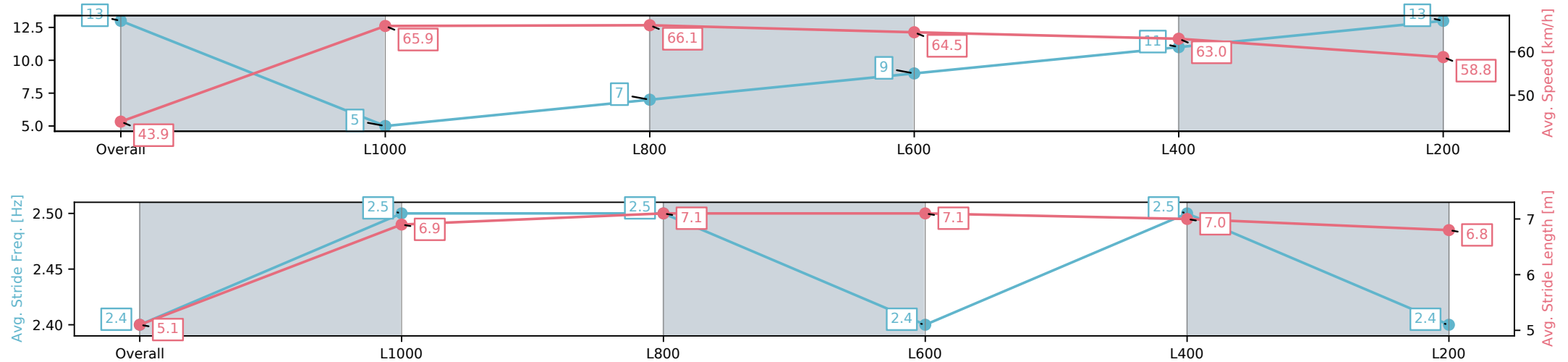
Race 3: Nutrien Ag Solutions Maiden Plate - 1100m

09 April 2025 - 1:56PM

Track Rating: Good 4, Weather: Overcast, Rail Position: +3m 1200m
Chute; True Remainder



Section	Overall	L1000	L800	L600	L400	L200
Section Times	1:05.43[13] (0:08.19)	0:57.24[5] (0:10.94)	0:46.30[7] (0:11.10)	0:35.20[9] (0:11.53)	0:23.67[11] (0:11.42)	0:12.25[13] (0:12.25)
Average Speed [km/h]	43.9	65.9	66.1	64.5	63.0	58.8
Top Speed [km/h]	62.3	67.1	67.1	66.0	64.4	61.4
Avg. Dist. to Rail [m]	7.4	4.9	6.2	7.4	11.1	10.4
Avg. Stride Freq. [Hz]	2.4	2.5	2.5	2.4	2.5	2.4
Avg. Stride Length [m]	5.1	6.9	7.1	7.1	7.0	6.8



[] Ranking at each section and finish
-:-:- No data available at this section
NA No data available

Horse/Jockey Name	CANDY IN MIAMI/Jackson Radley
Finish Rank	14
Fastest Section Time (Section)	0:10.74 (L1000)
Top Speed [km/h] (Section)	70.4 (Overall)
Race State	Finished



Thomas Farms RC Murray Bridge SA - Professional

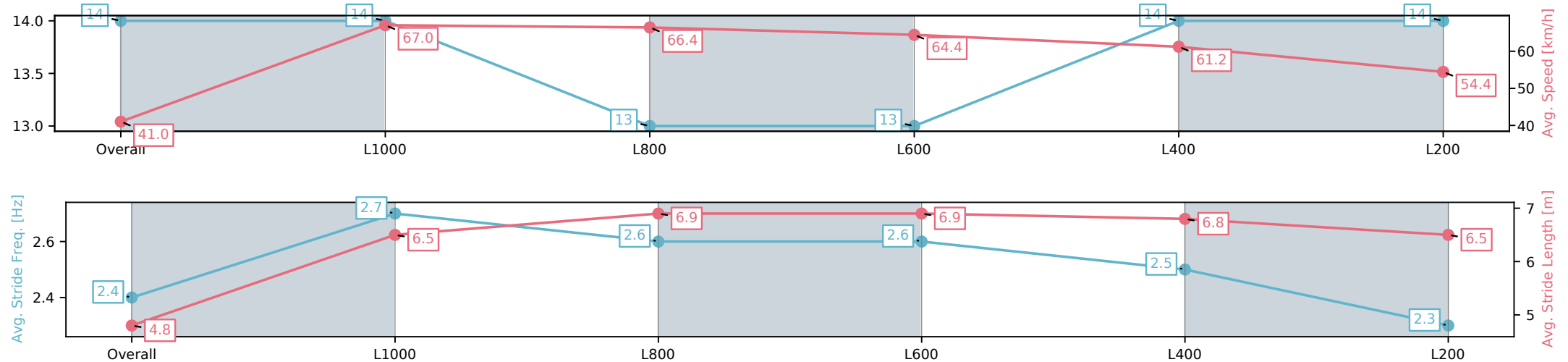
Race 3: Nutrien Ag Solutions Maiden Plate - 1100m

09 April 2025 - 1:56PM

Track Rating: Good 4, Weather: Overcast, Rail Position: +3m 1200m
Chute; True Remainder



Section	Overall	L1000	L800	L600	L400	L200
Section Times	1:06.90[14] (0:08.81)	0:58.09[14] (0:10.74)	0:47.35[13] (0:11.02)	0:36.33[13] (0:11.35)	0:24.98[14] (0:11.75)	0:13.23[14] (0:13.23)
Average Speed [km/h]	41.0	67.0	66.4	64.4	61.2	54.4
Top Speed [km/h]	62.7	70.4	69.0	66.0	64.4	58.2
Avg. Dist. to Rail [m]	11.3	3.8	5.0	3.2	3.6	4.5
Avg. Stride Freq. [Hz]	2.4	2.7	2.6	2.6	2.5	2.3
Avg. Stride Length [m]	4.8	6.5	6.9	6.9	6.8	6.5



[] Ranking at each section and finish
-:-:- No data available at this section
NA No data available