



Thomas Farms RC Murray Bridge SA
Race 1: Thomas Farms Maiden Plate - 1400m
09 April 2025 - 12:46PM



Track Rating: Good 4, Weather: Overcast, Rail Position: +3m 1200m Chute; True
Remainder

Section Field Times							Overall	L1200	L1000	L800	L600	L400		
							1:23.85 (0:13.63)	1:10.22 (0:10.92)	0:59.30 (0:11.33)	0:47.97 (0:11.85)	0:36.12 (0:11.83)	0:24.28 (0:12.01)		
Position	#	Horse/Jockey	Barrier	Top Speed [km/h]	Fastest Section	First 400m								Distance Travelled From Winner [m]
1	4	TAKE A PICK	9	68.2	0:10.96	0:24.94	1:23.85	1:09.87 [8]	0:58.91 [6]	0:47.24 [8]	0:35.42 [9]	0:23.59 [7]		
		Connor Murtagh		1400-1200	1200-1000		(0:13.98)	(0:10.96)	(0:11.67)	(0:11.82)	(0:11.83)	(0:11.64)		
2	1	GEETEE FORTY	3	66.0	0:10.97	0:25.19	1:23.99	1:09.77 [11]	0:58.80 [12]	0:47.42 [7]	0:35.74 [6]	0:23.93 [6]		-5
		Ben Price		1400-1200	1200-1000		(0:14.22)	(0:10.97)	(0:11.38)	(0:11.68)	(0:11.81)	(0:11.61)		
3	8	TOFINO	5	66.0	0:11.07	0:24.78	1:24.10	1:10.39 [3]	0:59.32 [3]	0:47.85 [4]	0:36.06 [4]	0:24.26 [4]		-4
		Stacey Metcalfe		1400-1200	1200-1000		(0:13.71)	(0:11.07)	(0:11.47)	(0:11.79)	(0:11.80)	(0:11.80)		
4	12	PRANCE 'N' BOW	4	65.7	0:11.05	0:25.04	1:24.11	1:10.12 [9]	0:59.07 [8]	0:47.38 [9]	0:35.62 [10]	0:23.62 [10]		+2
		Rochelle Milnes		1400-1200	1200-1000		(0:13.99)	(0:11.05)	(0:11.69)	(0:11.76)	(0:12.00)	(0:11.56)		
5	10	BRIMARVI ROSEMARIE	8	66.9	0:10.98	0:25.17	1:24.17	1:09.98 [10]	0:59.00 [10]	0:47.39 [11]	0:35.78 [8]	0:23.89 [8]		-4
		Manoel Nunes		1400-1200	1200-1000		(0:14.19)	(0:10.98)	(0:11.61)	(0:11.61)	(0:11.89)	(0:11.69)		
6	11	I AM A FINE LINE	6	67.3	0:10.94	0:24.56	1:24.28	1:10.65 [1]	0:59.71 [2]	0:48.40 [1]	0:36.48 [2]	0:24.72 [1]		+1
		Polly Brewster		1400-1200	1200-1000		(0:13.63)	(0:10.94)	(0:11.31)	(0:11.92)	(0:11.76)	(0:12.01)		
7	7	EMBellISHER	1	66.7	0:10.96	0:24.79	1:24.52	1:10.69 [5]	0:59.73 [4]	0:48.32 [3]	0:36.56 [3]	0:24.77 [3]		-6
		Taylor Johnstone		1400-1200	1200-1000		(0:13.83)	(0:10.96)	(0:11.41)	(0:11.76)	(0:11.79)	(0:12.00)		
8	5	ALL KYOTO	7	66.9	0:10.87	0:24.55	1:24.59	1:10.91 [2]	1:00.04 [1]	0:48.66 [2]	0:36.86 [1]	0:24.91 [2]		-2
		Jake Toeroek		1400-1200	1200-1000		(0:13.68)	(0:10.87)	(0:11.38)	(0:11.80)	(0:11.95)	(0:12.12)		
9	2	GREAT CITY	10	66.8	0:11.07	0:24.84	1:25.04	1:11.27 [4]	1:00.20 [5]	0:48.69 [5]	0:36.96 [5]	0:25.05 [5]		+0
		Stephanie Lacy		1400-1200	1200-1000		(0:13.77)	(0:11.07)	(0:11.51)	(0:11.73)	(0:11.91)	(0:12.16)		
10	3	LET IT RIDE	2	65.9	0:11.11	0:25.04	1:25.15	1:11.22 [7]	1:00.11 [9]	0:48.39 [10]	0:36.58 [11]	0:24.68 [9]		+0
		Jacob Opperman		1400-1200	1200-1000		(0:13.93)	(0:11.11)	(0:11.72)	(0:11.81)	(0:11.90)	(0:11.84)		

Report Created: Wed 09 April 2025 13:36:38 GMT+10 (Note: Timing is based on positional data)

Page 1/16

[] Position in running at each section and finish
-:-:- No data available at this section
NA No data available
■ Background shading for fastest section

Saddle cloth number
DNF Did not finish
DNT Did not track



Thomas Farms RC Murray Bridge SA
Race 1: Thomas Farms Maiden Plate - 1400m
09 April 2025 - 12:46PM



Track Rating: Good 4, Weather: Overcast, Rail Position: +3m 1200m Chute; True
Remainder

Section

Field Times

Overall	L1200	L1000	L800	L600	L400
1:23.85	1:10.22	0:59.30	0:47.97	0:36.12	0:24.28
(0:13.63)	(0:10.92)	(0:11.33)	(0:11.85)	(0:11.83)	(0:12.01)

Position	#	Horse/Jockey	Barrier	Top Speed [km/h]	Fastest Section	First 400m								Distance Travelled From Winner [m]
11	9	SHEEZA WARRIOR	11	66.8	0:10.92	0:25.17	1:25.81	1:11.56 [12]	1:00.64 [11]	0:48.70 [12]	0:36.96 [12]	0:25.03 [12]		+2
		Andrew Stead		1400-1200	1200-1000		(0:14.25)	(0:10.92)	(0:11.94)	(0:11.74)	(0:11.93)	(0:12.14)		
12	6	CAPTAIN LOVE	12	66.6	0:11.08	0:24.96	1:25.86	1:11.98 [6]	1:00.90 [7]	0:49.37 [6]	0:37.59 [7]	0:25.34 [11]		+4
		Todd Pannell		1400-1200	1200-1000		(0:13.88)	(0:11.08)	(0:11.53)	(0:11.78)	(0:12.25)	(0:12.25)		



Thomas Farms RC Murray Bridge SA
Race 1: Thomas Farms Maiden Plate - 1400m
09 April 2025 - 12:46PM



Track Rating: Good 4, Weather: Overcast, Rail Position: +3m 1200m Chute; True
Remainder

Section
Field Times

L200
0:12.27
(0:12.27)

Position	#	Horse/Jockey	Barrier	Top Speed [km/h]	Fastest Section	First 400m	Margin	Distance Travelled From Winner [m]					
1	4	TAKE A PICK	9	68.2	0:10.96	0:24.94	0:11.95 [6]	1:23.85					
		Connor Murtagh		1400-1200	1200-1000		(0:11.95)						
2	1	GEETEE FORTY	3	66.0	0:10.97	0:25.19	0:12.32 [3]	0.96L					-5
		Ben Price		1400-1200	1200-1000		(0:12.32)						
3	8	TOFINO	5	66.0	0:11.07	0:24.78	0:12.46 [2]	1.68L					-4
		Stacey Metcalfe		1400-1200	1200-1000		(0:12.46)						
4	12	PRANCE 'N' BOW	4	65.7	0:11.05	0:25.04	0:12.05 [8]	1.81L					+2
		Rochelle Milnes		1400-1200	1200-1000		(0:12.05)						
5	10	BRIMARVI ROSEMARIE	8	66.9	0:10.98	0:25.17	0:12.20 [7]	2.22L					-4
		Manoel Nunes		1400-1200	1200-1000		(0:12.20)						
6	11	I AM A FINE LINE	6	67.3	0:10.94	0:24.56	0:12.71 [1]	2.94L					+1
		Polly Brewster		1400-1200	1200-1000		(0:12.71)						
7	7	EMBellISHER	1	66.7	0:10.96	0:24.79	0:12.77 [4]	4.58L					-6
		Taylor Johnstone		1400-1200	1200-1000		(0:12.77)						
8	5	ALL KYOTO	7	66.9	0:10.87	0:24.55	0:12.79 [5]	5.06L					-2
		Jake Toeroek		1400-1200	1200-1000		(0:12.79)						
9	2	GREAT CITY	10	66.8	0:11.07	0:24.84	0:12.89 [9]	8.06L					+0
		Stephanie Lacy		1400-1200	1200-1000		(0:12.89)						
10	3	LET IT RIDE	2	65.9	0:11.11	0:25.04	0:12.84 [10]	8.83L					+0
		Jacob Opperman		1400-1200	1200-1000		(0:12.84)						



Thomas Farms RC Murray Bridge SA
Race 1: Thomas Farms Maiden Plate - 1400m
09 April 2025 - 12:46PM



Track Rating: Good 4, Weather: Overcast, Rail Position: +3m 1200m Chute; True
Remainder

Section
Field Times

L200
0:12.27
(0:12.27)

Position	#	Horse/Jockey	Barrier	Top Speed [km/h]	Fastest Section	First 400m	Margin	Distance Travelled From Winner [m]					
11	9	SHEEZA WARRIOR	11	66.8	0:10.92	0:25.17	0:12.89 [12]	13.25L					+2
		Andrew Stead		1400-1200	1200-1000		(0:12.89)						
12	6	CAPTAIN LOVE	12	66.6	0:11.08	0:24.96	0:13.09 [11]	13.62L					+4
		Todd Pannell		1400-1200	1200-1000		(0:13.09)						

Horse/Jockey Name	TAKE A PICK/Connor Murtagh
Finish Rank	1
Fastest Section Time (Section)	0:10.96 (L1200)
Top Speed [km/h] (Section)	68.2 (Overall)
Race State	Finished



Thomas Farms RC Murray Bridge SA - Professional

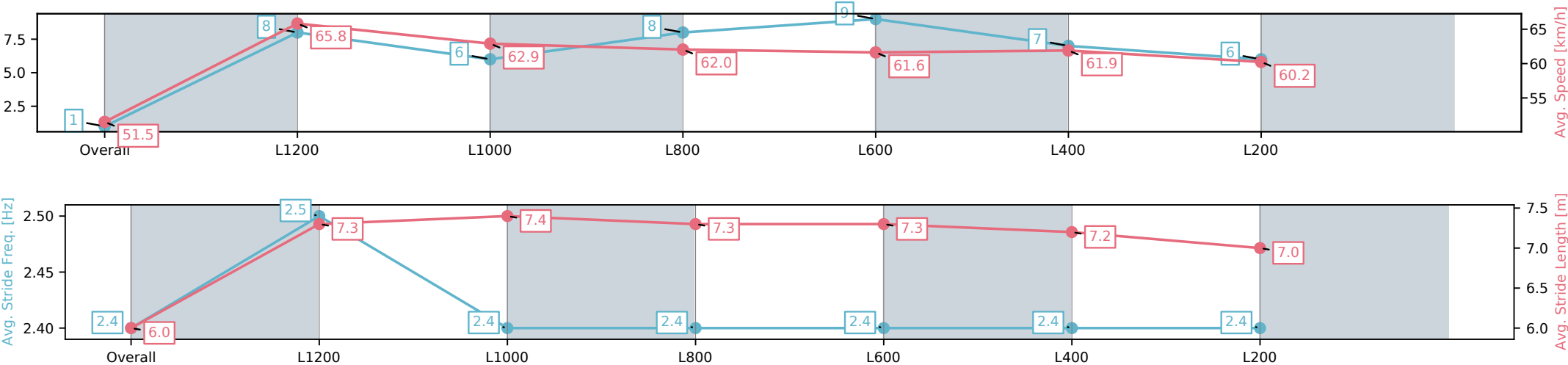
Race 1: Thomas Farms Maiden Plate - 1400m

09 April 2025 - 12:46PM

Track Rating: Good 4, Weather: Overcast, Rail Position: +3m 1200m
Chute; True Remainder



Section	Overall	L1200	L1000	L800	L600	L400	L200
Section Times	1:23.85[1] (0:13.98)	1:09.87[8] (0:10.96)	0:58.91[6] (0:11.67)	0:47.24[8] (0:11.82)	0:35.42[9] (0:11.83)	0:23.59[7] (0:11.64)	0:11.95[6] (0:11.95)
Average Speed [km/h]	51.5	65.8	62.9	62.0	61.6	61.9	60.2
Top Speed [km/h]	67.4	68.2	64.6	64.2	62.7	63.5	62.4
Avg. Dist. to Rail [m]	6.1	3.2	3.6	3.6	3.5	7.5	9.4
Avg. Stride Freq. [Hz]	2.4	2.5	2.4	2.4	2.4	2.4	2.4
Avg. Stride Length [m]	6.0	7.3	7.4	7.3	7.3	7.2	7.0



[] Ranking at each section and finish
-:-:- No data available at this section
NA No data available

Horse/Jockey Name	GEETEE FORTY/Ben Price
Finish Rank	2
Fastest Section Time (Section)	0:10.97 (L1200)
Top Speed [km/h] (Section)	66.0 (Overall)
Race State	Finished



Thomas Farms RC Murray Bridge SA - Professional

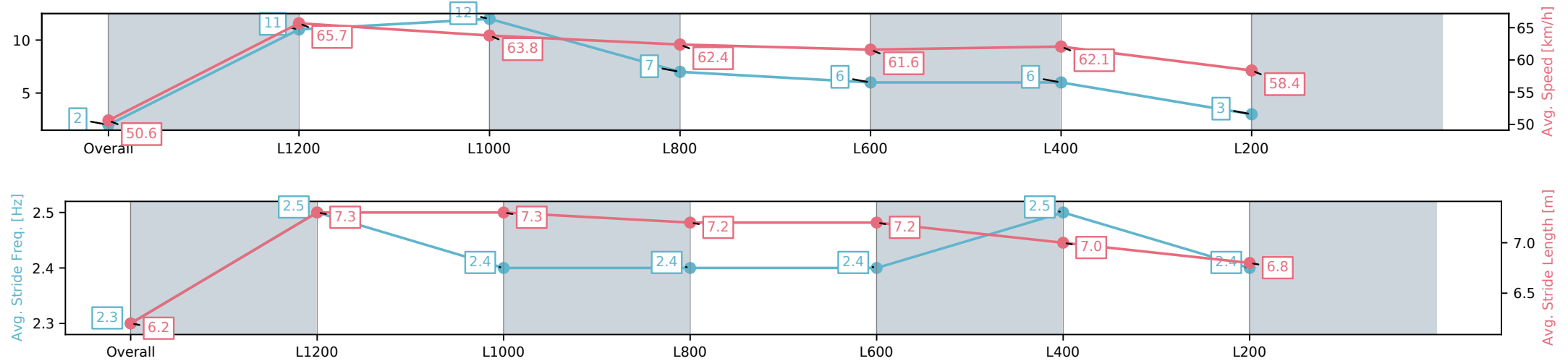
Race 1: Thomas Farms Maiden Plate - 1400m

09 April 2025 - 12:46PM

Track Rating: Good 4, Weather: Overcast, Rail Position: +3m 1200m
Chute; True Remainder



Section	Overall	L1200	L1000	L800	L600	L400	L200
Section Times	1:23.99[2] (0:14.22)	1:09.77[11] (0:10.97)	0:58.80[12] (0:11.38)	0:47.42[7] (0:11.68)	0:35.74[6] (0:11.81)	0:23.93[6] (0:11.61)	0:12.32[3] (0:12.32)
Average Speed [km/h]	50.6	65.7	63.8	62.4	61.6	62.1	58.4
Top Speed [km/h]	65.4	66.0	65.3	64.4	62.8	62.8	60.6
Avg. Dist. to Rail [m]	2.7	0.5	1.6	2.4	2.7	5.1	6.4
Avg. Stride Freq. [Hz]	2.3	2.5	2.4	2.4	2.4	2.5	2.4
Avg. Stride Length [m]	6.2	7.3	7.3	7.2	7.2	7.0	6.8



[] Ranking at each section and finish
-:-:- No data available at this section
NA No data available

Horse/Jockey Name	TOFINO/Stacey Metcalfe
Finish Rank	3
Fastest Section Time (Section)	0:11.07 (L1200)
Top Speed [km/h] (Section)	66.0 (Overall)
Race State	Finished



Thomas Farms RC Murray Bridge SA - Professional

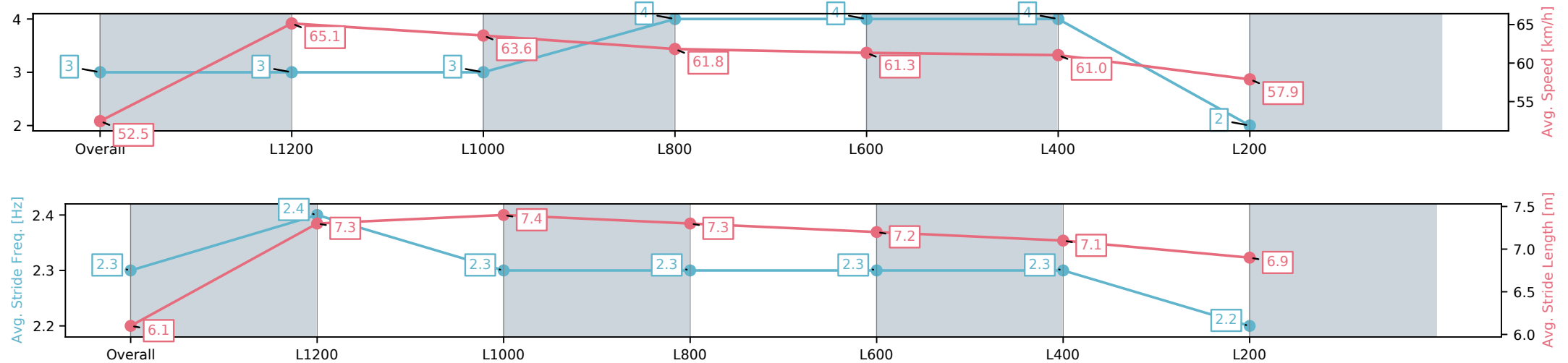
Race 1: Thomas Farms Maiden Plate - 1400m

09 April 2025 - 12:46PM

Track Rating: Good 4, Weather: Overcast, Rail Position: +3m 1200m
Chute; True Remainder



Section	Overall	L1200	L1000	L800	L600	L400	L200
Section Times	1:24.10[3] (0:13.71)	1:10.39[3] (0:11.07)	0:59.32[3] (0:11.47)	0:47.85[4] (0:11.79)	0:36.06[4] (0:11.80)	0:24.26[4] (0:11.80)	0:12.46[2] (0:12.46)
Average Speed [km/h]	52.5	65.1	63.6	61.8	61.3	61.0	57.9
Top Speed [km/h]	65.3	66.0	64.8	62.3	61.6	61.7	59.8
Avg. Dist. to Rail [m]	3.9	1.9	2.4	2.1	2.1	5.6	7.2
Avg. Stride Freq. [Hz]	2.3	2.4	2.3	2.3	2.3	2.3	2.2
Avg. Stride Length [m]	6.1	7.3	7.4	7.3	7.2	7.1	6.9



[] Ranking at each section and finish
-:-:- No data available at this section
NA No data available

Horse/Jockey Name	PRANCE 'N' BOW/Rochelle Milnes
Finish Rank	4
Fastest Section Time (Section)	0:11.05 (L1200)
Top Speed [km/h] (Section)	65.7 (Overall)
Race State	Finished



Thomas Farms RC Murray Bridge SA - Professional

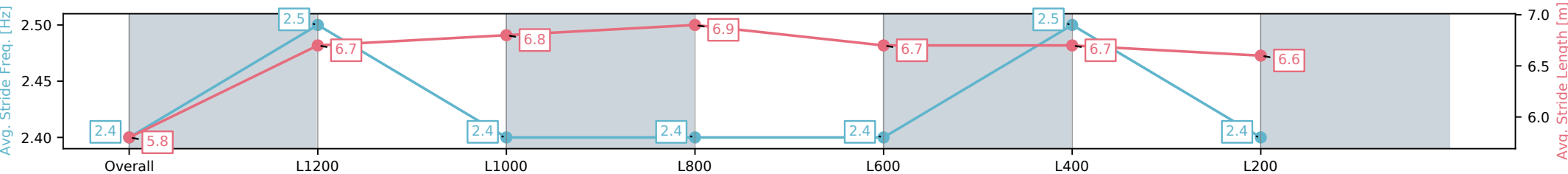
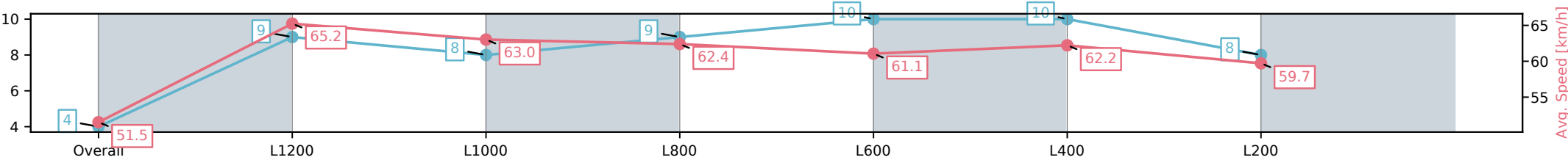
Race 1: Thomas Farms Maiden Plate - 1400m

09 April 2025 - 12:46PM

Track Rating: Good 4, Weather: Overcast, Rail Position: +3m 1200m
Chute; True Remainder



Section	Overall	L1200	L1000	L800	L600	L400	L200
Section Times	1:24.11[4] (0:13.99)	1:10.12[9] (0:11.05)	0:59.07[8] (0:11.69)	0:47.38[9] (0:11.76)	0:35.62[10] (0:12.00)	0:23.62[10] (0:11.56)	0:12.05[8] (0:12.05)
Average Speed [km/h]	51.5	65.2	63.0	62.4	61.1	62.2	59.7
Top Speed [km/h]	65.6	65.7	64.0	62.7	62.7	62.8	61.4
Avg. Dist. to Rail [m]	2.9	2.3	4.4	4.2	3.8	8.8	10.2
Avg. Stride Freq. [Hz]	2.4	2.5	2.4	2.4	2.4	2.5	2.4
Avg. Stride Length [m]	5.8	6.7	6.8	6.9	6.7	6.7	6.6



- [] Ranking at each section and finish
- :-:- No data available at this section
- NA No data available

Horse/Jockey Name	BRIMARVI ROSEMARIE/Manoel Nunes
Finish Rank	5
Fastest Section Time (Section)	0:10.98 (L1200)
Top Speed [km/h] (Section)	66.9 (Overall)
Race State	Finished



Thomas Farms RC Murray Bridge SA - Professional

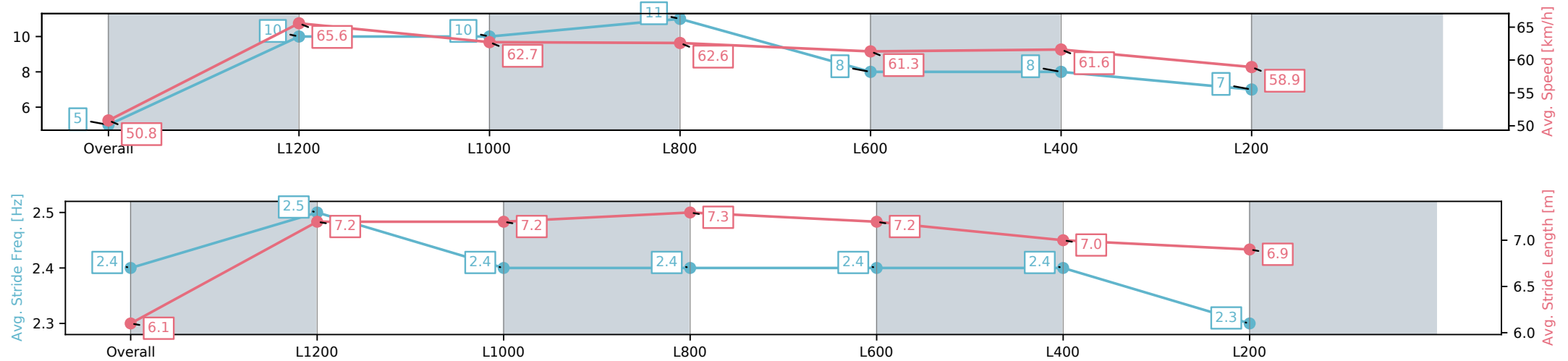
Race 1: Thomas Farms Maiden Plate - 1400m

09 April 2025 - 12:46PM

Track Rating: Good 4, Weather: Overcast, Rail Position: +3m 1200m
Chute; True Remainder



Section	Overall	L1200	L1000	L800	L600	L400	L200
Section Times	1:24.17[5] (0:14.19)	1:09.98[10] (0:10.98)	0:59.00[10] (0:11.61)	0:47.39[11] (0:11.61)	0:35.78[8] (0:11.89)	0:23.89[8] (0:11.69)	0:12.20[7] (0:12.20)
Average Speed [km/h]	50.8	65.6	62.7	62.6	61.3	61.6	58.9
Top Speed [km/h]	64.7	66.9	63.6	63.6	62.8	62.8	60.8
Avg. Dist. to Rail [m]	4.5	0.9	2.1	2.2	2.5	4.4	6.7
Avg. Stride Freq. [Hz]	2.4	2.5	2.4	2.4	2.4	2.4	2.3
Avg. Stride Length [m]	6.1	7.2	7.2	7.3	7.2	7.0	6.9



[] Ranking at each section and finish
-:-:- No data available at this section
NA No data available

Horse/Jockey Name	I AM A FINE LINE/Polly Brewster
Finish Rank	6
Fastest Section Time (Section)	0:10.94 (L1200)
Top Speed [km/h] (Section)	67.3 (Overall)
Race State	Finished



Thomas Farms RC Murray Bridge SA - Professional

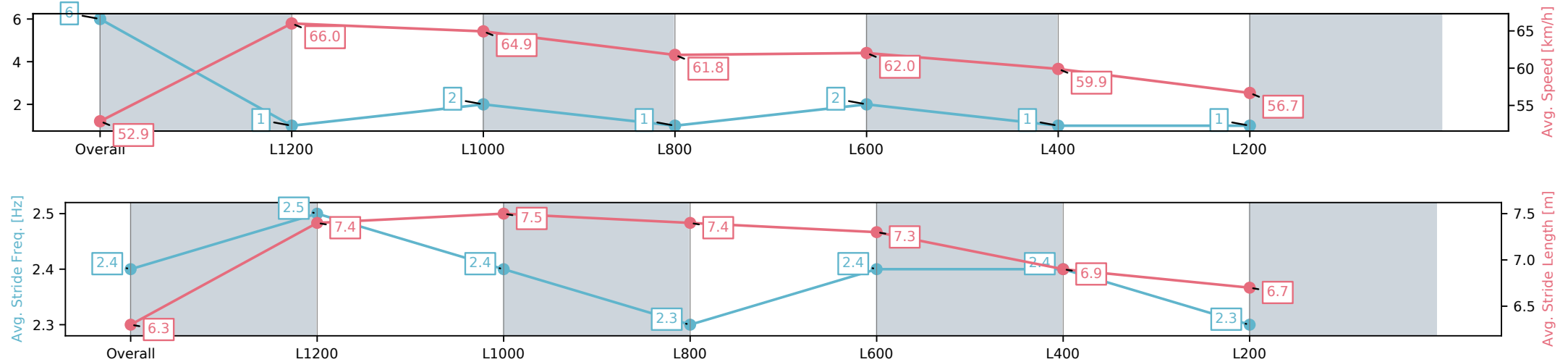
Race 1: Thomas Farms Maiden Plate - 1400m

09 April 2025 - 12:46PM

Track Rating: Good 4, Weather: Overcast, Rail Position: +3m 1200m
Chute; True Remainder



Section	Overall	L1200	L1000	L800	L600	L400	L200
Section Times	1:24.28[6] (0:13.63)	1:10.65[1] (0:10.94)	0:59.71[2] (0:11.31)	0:48.40[1] (0:11.92)	0:36.48[2] (0:11.76)	0:24.72[1] (0:12.01)	0:12.71[1] (0:12.71)
Average Speed [km/h]	52.9	66.0	64.9	61.8	62.0	59.9	56.7
Top Speed [km/h]	65.2	67.3	66.2	62.6	62.8	61.7	58.5
Avg. Dist. to Rail [m]	5.2	3.9	4.0	4.4	3.1	3.9	3.7
Avg. Stride Freq. [Hz]	2.4	2.5	2.4	2.3	2.4	2.4	2.3
Avg. Stride Length [m]	6.3	7.4	7.5	7.4	7.3	6.9	6.7



[] Ranking at each section and finish
-:-:- No data available at this section
NA No data available

Horse/Jockey Name	EMBELLISHER/Taylor Johnstone
Finish Rank	7
Fastest Section Time (Section)	0:10.96 (L1200)
Top Speed [km/h] (Section)	66.7 (Overall)
Race State	Finished



Thomas Farms RC Murray Bridge SA - Professional

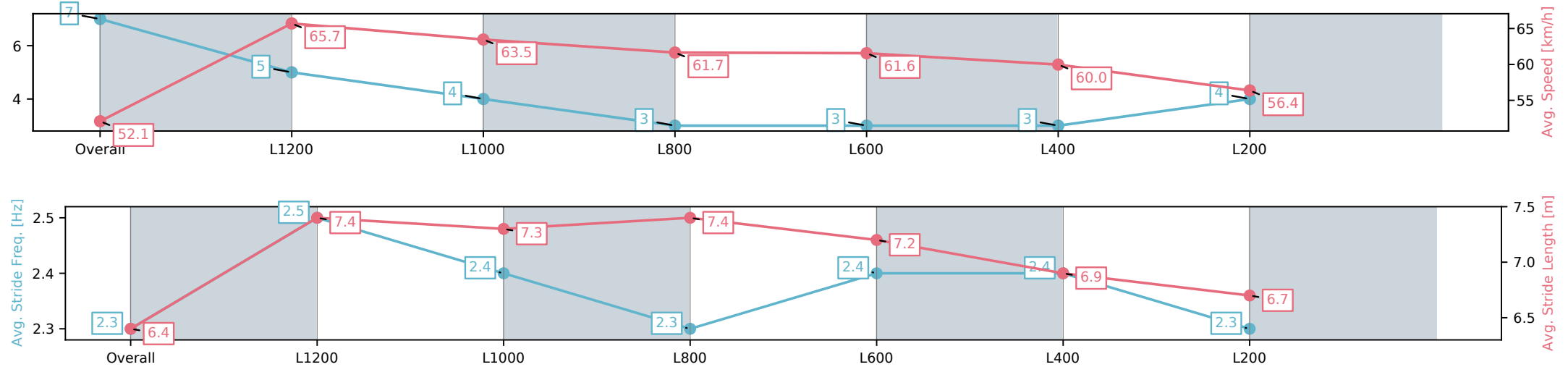
Race 1: Thomas Farms Maiden Plate - 1400m

09 April 2025 - 12:46PM

Track Rating: Good 4, Weather: Overcast, Rail Position: +3m 1200m
Chute; True Remainder



Section	Overall	L1200	L1000	L800	L600	L400	L200
Section Times	1:24.52[7] (0:13.83)	1:10.69[5] (0:10.96)	0:59.73[4] (0:11.41)	0:48.32[3] (0:11.76)	0:36.56[3] (0:11.79)	0:24.77[3] (0:12.00)	0:12.77[4] (0:12.77)
Average Speed [km/h]	52.1	65.7	63.5	61.7	61.6	60.0	56.4
Top Speed [km/h]	66.6	66.7	64.6	63.0	62.8	61.6	58.5
Avg. Dist. to Rail [m]	0.7	0.2	1.1	1.6	2.0	3.1	4.1
Avg. Stride Freq. [Hz]	2.3	2.5	2.4	2.3	2.4	2.4	2.3
Avg. Stride Length [m]	6.4	7.4	7.3	7.4	7.2	6.9	6.7



[] Ranking at each section and finish
-:-:- No data available at this section
NA No data available

Horse/Jockey Name	ALL KYOTO/Jake Toeroek
Finish Rank	8
Fastest Section Time (Section)	0:10.87 (L1200)
Top Speed [km/h] (Section)	66.9 (Overall)
Race State	Finished



Thomas Farms RC Murray Bridge SA - Professional

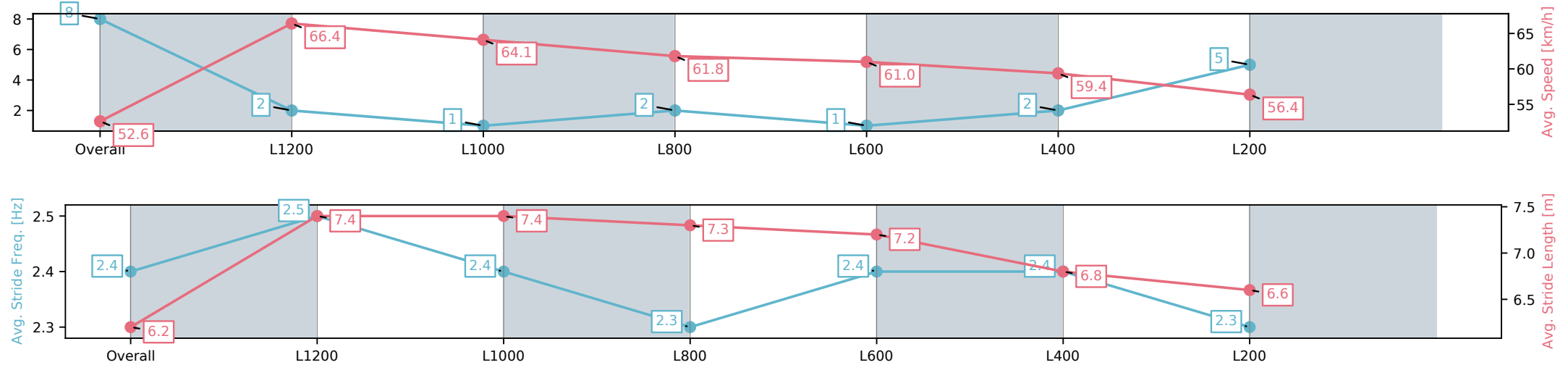
Race 1: Thomas Farms Maiden Plate - 1400m

09 April 2025 - 12:46PM

Track Rating: Good 4, Weather: Overcast, Rail Position: +3m 1200m
Chute; True Remainder



Section	Overall	L1200	L1000	L800	L600	L400	L200
Section Times	1:24.59[8] (0:13.68)	1:10.91[2] (0:10.87)	1:00.04[1] (0:11.38)	0:48.66[2] (0:11.80)	0:36.86[1] (0:11.95)	0:24.91[2] (0:12.12)	0:12.79[5] (0:12.79)
Average Speed [km/h]	52.6	66.4	64.1	61.8	61.0	59.4	56.4
Top Speed [km/h]	66.6	66.9	65.3	62.4	61.9	61.1	57.9
Avg. Dist. to Rail [m]	5.3	2.9	2.7	2.5	2.9	4.8	6.6
Avg. Stride Freq. [Hz]	2.4	2.5	2.4	2.3	2.4	2.4	2.3
Avg. Stride Length [m]	6.2	7.4	7.4	7.3	7.2	6.8	6.6



[] Ranking at each section and finish
-:-:- No data available at this section
NA No data available

Horse/Jockey Name	GREAT CITY/Stephanie Lacy
Finish Rank	9
Fastest Section Time (Section)	0:11.07 (L1200)
Top Speed [km/h] (Section)	66.8 (Overall)
Race State	Finished



Thomas Farms RC Murray Bridge SA - Professional

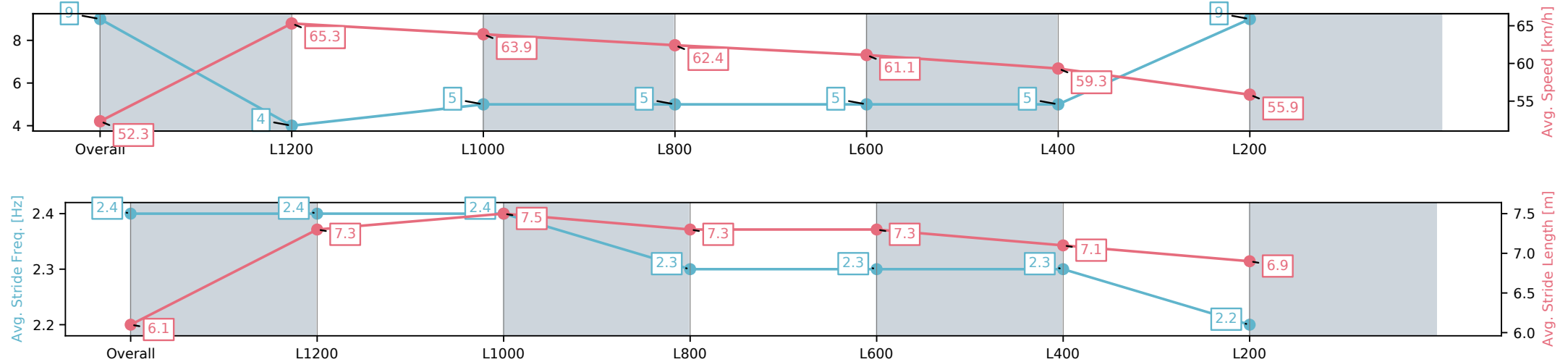
Race 1: Thomas Farms Maiden Plate - 1400m

09 April 2025 - 12:46PM

Track Rating: Good 4, Weather: Overcast, Rail Position: +3m 1200m
Chute; True Remainder



Section	Overall	L1200	L1000	L800	L600	L400	L200
Section Times	1:25.04[9] (0:13.77)	1:11.27[4] (0:11.07)	1:00.20[5] (0:11.51)	0:48.69[5] (0:11.73)	0:36.96[5] (0:11.91)	0:25.05[5] (0:12.16)	0:12.89[9] (0:12.89)
Average Speed [km/h]	52.3	65.3	63.9	62.4	61.1	59.3	55.9
Top Speed [km/h]	66.8	66.8	65.6	63.9	61.9	60.7	58.2
Avg. Dist. to Rail [m]	7.3	4.4	3.9	3.3	3.3	6.5	8.4
Avg. Stride Freq. [Hz]	2.4	2.4	2.4	2.3	2.3	2.3	2.2
Avg. Stride Length [m]	6.1	7.3	7.5	7.3	7.3	7.1	6.9



[] Ranking at each section and finish
-:-:- No data available at this section
NA No data available

Horse/Jockey Name	LET IT RIDE/Jacob Opperman
Finish Rank	10
Fastest Section Time (Section)	0:11.11 (L1200)
Top Speed [km/h] (Section)	65.9 (Overall)
Race State	Finished



Thomas Farms RC Murray Bridge SA - Professional

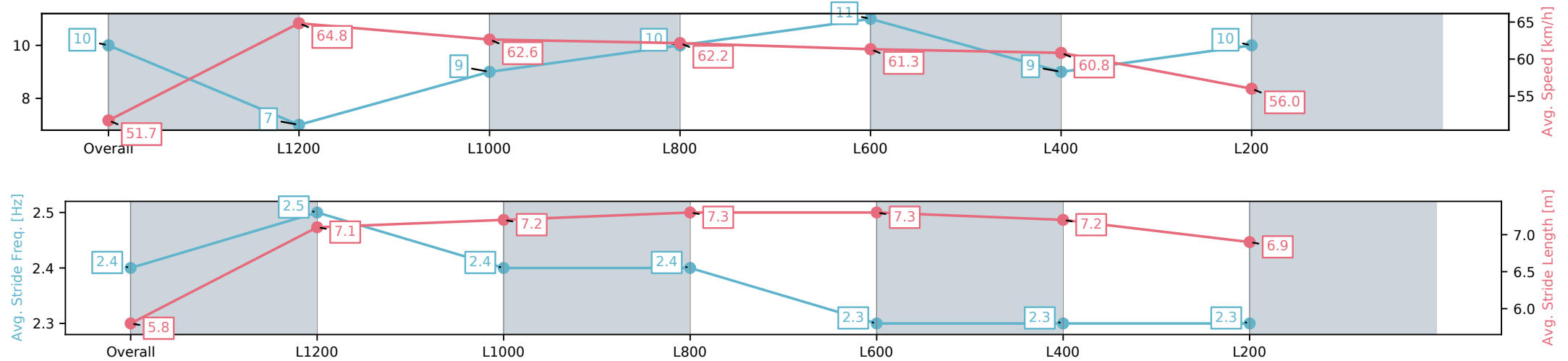
Race 1: Thomas Farms Maiden Plate - 1400m

09 April 2025 - 12:46PM

Track Rating: Good 4, Weather: Overcast, Rail Position: +3m 1200m
Chute; True Remainder



Section	Overall	L1200	L1000	L800	L600	L400	L200
Section Times	1:25.15[10] (0:13.93)	1:11.22[7] (0:11.11)	1:00.11[9] (0:11.72)	0:48.39[10] (0:11.81)	0:36.58[11] (0:11.90)	0:24.68[9] (0:11.84)	0:12.84[10] (0:12.84)
Average Speed [km/h]	51.7	64.8	62.6	62.2	61.3	60.8	56.0
Top Speed [km/h]	65.6	65.9	63.8	63.1	62.4	61.8	59.3
Avg. Dist. to Rail [m]	1.8	1.8	3.6	4.0	3.1	5.7	7.3
Avg. Stride Freq. [Hz]	2.4	2.5	2.4	2.4	2.3	2.3	2.3
Avg. Stride Length [m]	5.8	7.1	7.2	7.3	7.3	7.2	6.9



[] Ranking at each section and finish
-:-:- No data available at this section
NA No data available

Horse/Jockey Name	SHEEZA WARRIOR/Andrew Stead
Finish Rank	11
Fastest Section Time (Section)	0:10.92 (L1200)
Top Speed [km/h] (Section)	66.8 (Overall)
Race State	Finished



Thomas Farms RC Murray Bridge SA - Professional

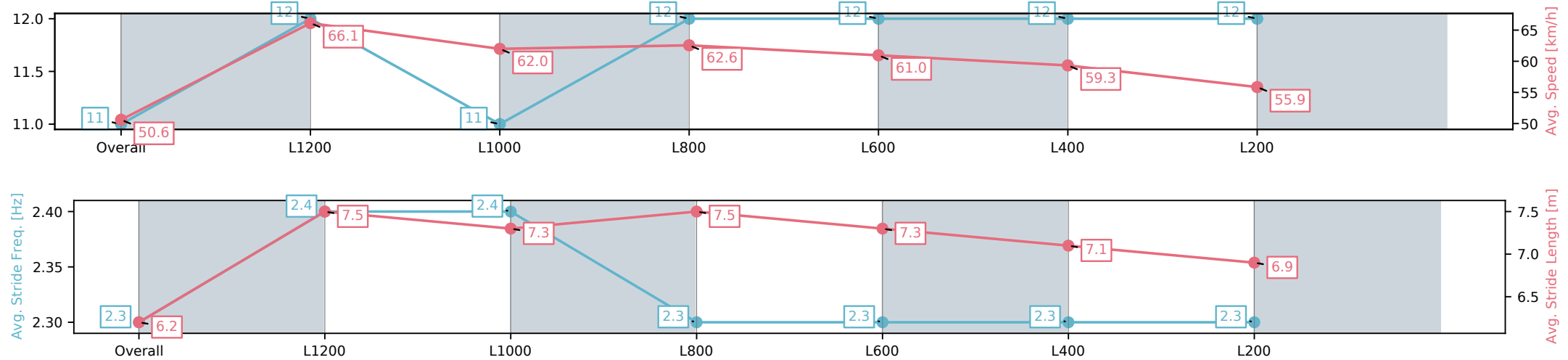
Race 1: Thomas Farms Maiden Plate - 1400m

09 April 2025 - 12:46PM

Track Rating: Good 4, Weather: Overcast, Rail Position: +3m 1200m
Chute; True Remainder



Section	Overall	L1200	L1000	L800	L600	L400	L200
Section Times	1:25.81[11] (0:14.25)	1:11.56[12] (0:10.92)	1:00.64[11] (0:11.94)	0:48.70[12] (0:11.74)	0:36.96[12] (0:11.93)	0:25.03[12] (0:12.14)	0:12.89[12] (0:12.89)
Average Speed [km/h]	50.6	66.1	62.0	62.6	61.0	59.3	55.9
Top Speed [km/h]	65.3	66.8	64.9	63.2	61.5	60.8	58.3
Avg. Dist. to Rail [m]	8.5	2.5	5.4	4.0	2.5	3.3	4.1
Avg. Stride Freq. [Hz]	2.3	2.4	2.4	2.3	2.3	2.3	2.3
Avg. Stride Length [m]	6.2	7.5	7.3	7.5	7.3	7.1	6.9



[] Ranking at each section and finish
-:-:- No data available at this section
NA No data available

Horse/Jockey Name	CAPTAIN LOVE/Todd Pannell
Finish Rank	12
Fastest Section Time (Section)	0:11.08 (L1200)
Top Speed [km/h] (Section)	66.6 (Overall)
Race State	Finished



Thomas Farms RC Murray Bridge SA - Professional

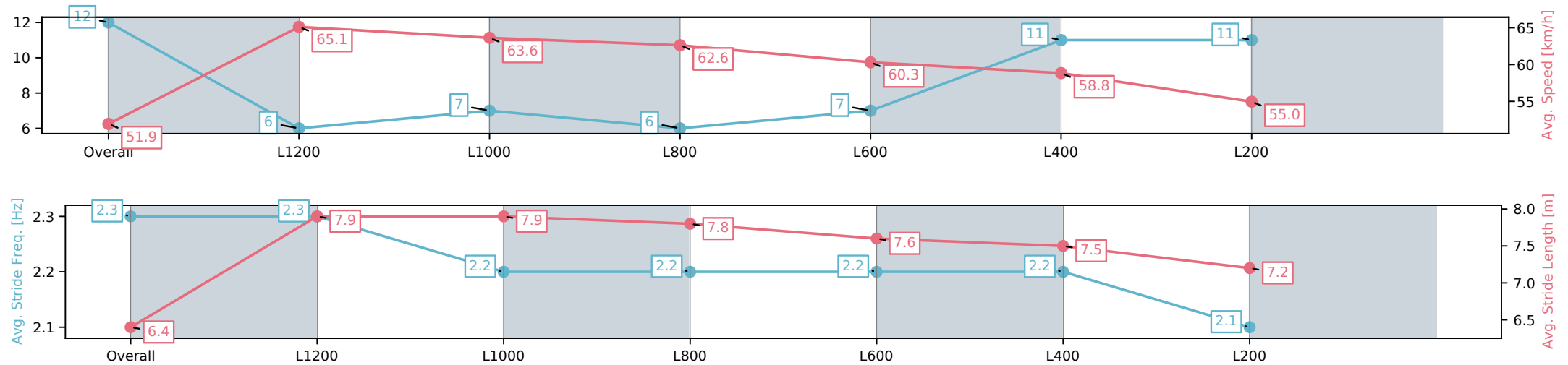
Race 1: Thomas Farms Maiden Plate - 1400m

09 April 2025 - 12:46PM

Track Rating: Good 4, Weather: Overcast, Rail Position: +3m 1200m
Chute; True Remainder



Section	Overall	L1200	L1000	L800	L600	L400	L200
Section Times	1:25.86[12] (0:13.88)	1:11.98[6] (0:11.08)	1:00.90[7] (0:11.53)	0:49.37[6] (0:11.78)	0:37.59[7] (0:12.25)	0:25.34[11] (0:12.25)	0:13.09[11] (0:13.09)
Average Speed [km/h]	51.9	65.1	63.6	62.6	60.3	58.8	55.0
Top Speed [km/h]	66.6	65.7	64.6	63.5	61.3	60.1	57.5
Avg. Dist. to Rail [m]	10.3	4.2	3.9	5.0	5.9	8.0	8.3
Avg. Stride Freq. [Hz]	2.3	2.3	2.2	2.2	2.2	2.2	2.1
Avg. Stride Length [m]	6.4	7.9	7.9	7.8	7.6	7.5	7.2



[] Ranking at each section and finish
-:-:- No data available at this section
NA No data available