



RACINGSA

Thomas Farms RC Murray Bridge SA

Race 10: Spry Holdings Brenton Lewis Handicap - 1200m

08 March 2025 - 5:45PM



Murray Bridge
Racing Club

Track Rating: Good 3, Weather: Fine, Rail Position: +3m 1200m Chute, True Remainder

Section Field Times							Overall	L1000	L800	L600	L400	L200		
							1:09.10 (0:13.41)	0:55.69 (0:10.63)	0:45.06 (0:11.02)	0:34.04 (0:11.22)	0:22.82 (0:10.98)	0:11.84 (0:11.84)		
Position	#	Horse/Jockey	Barrier	Top Speed [km/h]	Fastest Section	First 400m						Margin	Distance Travelled From Winner [m]	
1	13	BOUNCING BEYOND Jason Holder	1	68.4 1200-1000	0:10.68 1000-800	0:24.31	1:09.10 (0:13.63)	0:55.47 [5] (0:10.68)	0:44.79 [6] (0:11.10)	0:33.69 [6] (0:11.13)	0:22.56 [6] (0:11.03)	0:11.53 [7] (0:11.53)	1:09.10	
2	7	NURYS Alice Lindsay	10	69.9 600-400	0:10.67 400-200	0:24.76	1:09.10 (0:14.01)	0:55.09 [11] (0:10.75)	0:44.34 [12] (0:11.15)	0:33.19 [12] (0:11.06)	0:22.13 [12] (0:10.67)	0:11.46 [9] (0:11.46)	0.02L	+2
3	11	GLOBAL TURN Todd Pannell	8	68.8 600-400	0:10.66 400-200	0:24.41	1:09.11 (0:13.74)	0:55.37 [9] (0:10.67)	0:44.70 [7] (0:11.09)	0:33.61 [8] (0:11.09)	0:22.52 [7] (0:10.66)	0:11.86 [1] (0:11.86)	0.11L	+7
4	16	JENNI ESPRIT Margaret Collett	3	68.5 1200-1000	0:10.73 1000-800	0:24.25	1:09.13 (0:13.52)	0:55.61 [3] (0:10.73)	0:44.88 [4] (0:11.18)	0:33.70 [7] (0:11.01)	0:22.69 [4] (0:10.99)	0:11.70 [3] (0:11.70)	0.2L	+3
5	6	FLYIN' FOR US Ryan Hurdle	4	69.3 1200-1000	0:10.59 1000-800	0:24.20	1:09.35 (0:13.61)	0:55.74 [4] (0:10.59)	0:45.15 [3] (0:11.10)	0:34.05 [3] (0:10.98)	0:23.07 [1] (0:11.13)	0:11.94 [2] (0:11.94)	1.67L	+0
6	5	COOL THE JETS Connor Murtagh	13	69.2 1000-800	0:10.56 1000-800	0:24.69	1:09.37 (0:14.12)	0:55.25 [12] (0:10.56)	0:44.68 [11] (0:11.10)	0:33.58 [11] (0:10.97)	0:22.61 [9] (0:10.81)	0:11.80 [8] (0:11.80)	1.78L	+7
7	9	STREETCAR APOLLO Justin Potter	9	68.3 1200-1000	0:10.65 1000-800	0:24.06	1:09.37 (0:13.41)	0:55.96 [1] (0:10.65)	0:45.31 [2] (0:11.10)	0:34.21 [2] (0:11.26)	0:22.95 [3] (0:11.02)	0:11.93 [4] (0:11.93)	1.8L	+5
8	10	BLANC VISAGE Callan Murray	12	70.6 1200-1000	0:10.50 1000-800	0:24.45	1:09.42 (0:13.95)	0:55.47 [10] (0:10.50)	0:44.97 [8] (0:10.91)	0:34.06 [5] (0:11.11)	0:22.95 [5] (0:11.05)	0:11.90 [6] (0:11.90)	2.07L	+7
9	15	ALL SHOT Taylor Johnstone	6	70.4 1200-1000	0:10.62 1000-800	0:24.26	1:09.47 (0:13.64)	0:55.83 [6] (0:10.62)	0:45.21 [5] (0:11.04)	0:34.17 [4] (0:11.28)	0:22.88 [8] (0:11.07)	0:11.81 [10] (0:11.81)	2.46L	+8
10	14	CORK HARBOUR Alana Livesey	7	69.1 1200-1000	0:10.62 1000-800	0:24.04	1:09.51 (0:13.42)	0:56.09 [2] (0:10.62)	0:45.47 [1] (0:11.02)	0:34.45 [1] (0:11.34)	0:23.11 [2] (0:11.07)	0:12.04 [5] (0:12.04)	2.71L	+3

Scratched: Big Option (#1), Final Chance (#2), Knight Dancer (#3), Naralinga (#4), Six Stars (#8), Prince Reichweite (#17)

Report Created: Sat 08 March 2025 18:37:09 GMT+11 (Note: Timing is based on positional data)

- [] Position in running at each section and finish
- No data available at this section
- NA No data available
- █ Background shading for fastest section
- # Saddle cloth number
- DNF Did not finish
- DNT Did not track



RACINGSA

Thomas Farms RC Murray Bridge SA
Race 10: Spry Holdings Brenton Lewis Handicap - 1200m
08 March 2025 - 5:45PM



Murray Bridge
Racing Club

Track Rating: Good 3, Weather: Fine, Rail Position: +3m 1200m Chute, True Remainder

Section Field Times							Overall	L1000	L800	L600	L400	L200		
							1:09.10 (0:13.41)	0:55.69 (0:10.63)	0:45.06 (0:11.02)	0:34.04 (0:11.22)	0:22.82 (0:10.98)	0:11.84 (0:11.84)		
Position	#	Horse/Jockey	Barrier	Top Speed [km/h]	Fastest Section	First 400m						Margin	Distance Travelled From Winner [m]	
11	18	NOT A SINGLE BID	11	67.8	0:10.74	0:24.47	1:09.68	0:55.95 [8]	0:45.21 [9]	0:34.06 [9]	0:22.74 [11]	0:11.60 [12]	3.78L	+5
		Jessica Tzaferis		1200-1000	1000-800		(0:13.73)	(0:10.74)	(0:11.15)	(0:11.32)	(0:11.14)	(0:11.60)		
12	12	STARLITE REBEL	2	66.7	0:10.86	0:24.53	1:09.80	0:56.13 [7]	0:45.27 [10]	0:34.05 [10]	0:22.88 [10]	0:11.76 [11]	4.59L	+2
		Jade Doyle		1200-1000	1000-800		(0:13.67)	(0:10.86)	(0:11.22)	(0:11.17)	(0:11.12)	(0:11.76)		

Scratched: Big Option (#1), Final Chance (#2), Knight Dancer (#3), Naralinga (#4), Six Stars (#8), Prince Reichweite (#17)

- [] Position in running at each section and finish
- #: Saddle cloth number
- :--:-- No data available at this section
- DNF Did not finish
- NA No data available
- DNT Did not track
- █ Background shading for fastest section

Horse/Jockey Name	BOUNCING BEYOND/Jason Holder
Finish Rank	1
Fastest Section Time (Section)	0:10.68 (L1000)
Top Speed [km/h] (Section)	68.4 (Overall)
Race State	Finished



Thomas Farms RC Murray Bridge SA - Professional

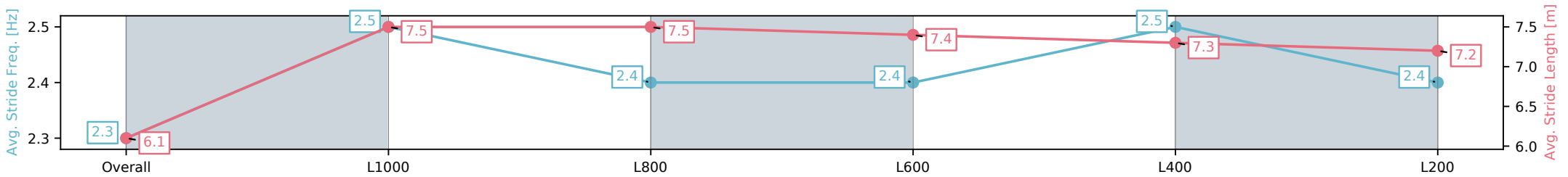
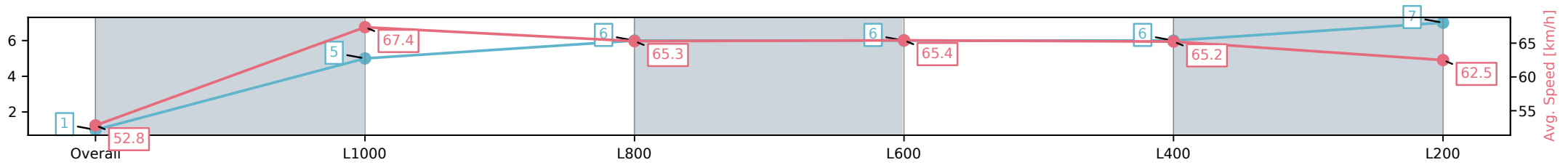
Race 10: Spry Holdings Brenton Lewis Handicap - 1200m

08 March 2025 - 5:45PM

Track Rating: Good 3, Weather: Fine, Rail Position: +3m 1200m
Chute, True Remainder



Section	Overall	L1000	L800	L600	L400	L200
Section Times	1:09.10[1] (0:13.63)	0:55.47[5] (0:10.68)	0:44.79[6] (0:11.10)	0:33.69[6] (0:11.13)	0:22.56[6] (0:11.03)	0:11.53[7] (0:11.53)
Average Speed [km/h]	52.8	67.4	65.3	65.4	65.2	62.5
Top Speed [km/h]	68.0	68.4	67.4	66.6	66.4	64.5
Avg. Dist. to Rail [m]	1.8	0.7	2.5	2.3	4.0	5.4
Avg. Stride Freq. [Hz]	2.3	2.5	2.4	2.4	2.5	2.4
Avg. Stride Length [m]	6.1	7.5	7.5	7.4	7.3	7.2



- [] Ranking at each section and finish
- :-:- No data available at this section
- NA No data available

Horse/Jockey Name	NURYS/Alice Lindsay
Finish Rank	2
Fastest Section Time (Section)	0:10.67 (L400)
Top Speed [km/h] (Section)	69.9 (L600)
Race State	Finished



Thomas Farms RC Murray Bridge SA - Professional

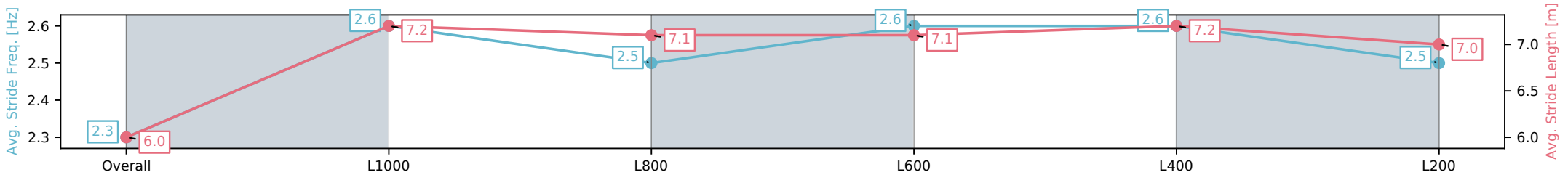
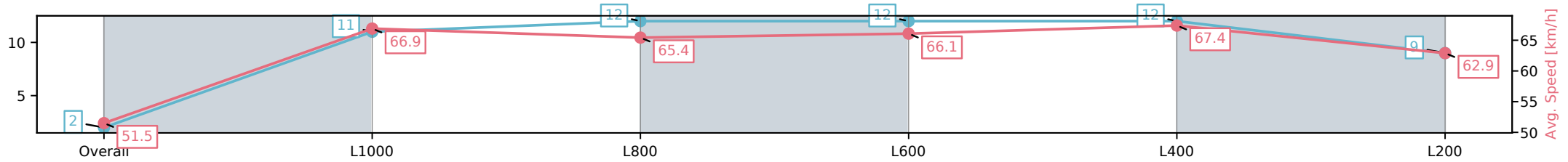
Race 10: Spry Holdings Brenton Lewis Handicap - 1200m

08 March 2025 - 5:45PM

Track Rating: Good 3, Weather: Fine, Rail Position: +3m 1200m
Chute, True Remainder



Section	Overall	L1000	L800	L600	L400	L200
Section Times	1:09.10[2] (0:14.01)	0:55.09[11] (0:10.75)	0:44.34[12] (0:11.15)	0:33.19[12] (0:11.06)	0:22.13[12] (0:10.67)	0:11.46[9] (0:11.46)
Average Speed [km/h]	51.5	66.9	65.4	66.1	67.4	62.9
Top Speed [km/h]	65.6	68.3	67.0	68.1	69.9	65.6
Avg. Dist. to Rail [m]	4.4	2.6	4.4	3.4	8.4	12.3
Avg. Stride Freq. [Hz]	2.3	2.6	2.5	2.6	2.6	2.5
Avg. Stride Length [m]	6.0	7.2	7.1	7.1	7.2	7.0



- [] Ranking at each section and finish
- :-:- No data available at this section
- NA No data available

Horse/Jockey Name	GLOBAL TURN/Todd Pannell
Finish Rank	3
Fastest Section Time (Section)	0:10.66 (L400)
Top Speed [km/h] (Section)	68.8 (L600)
Race State	Finished



Thomas Farms RC Murray Bridge SA - Professional

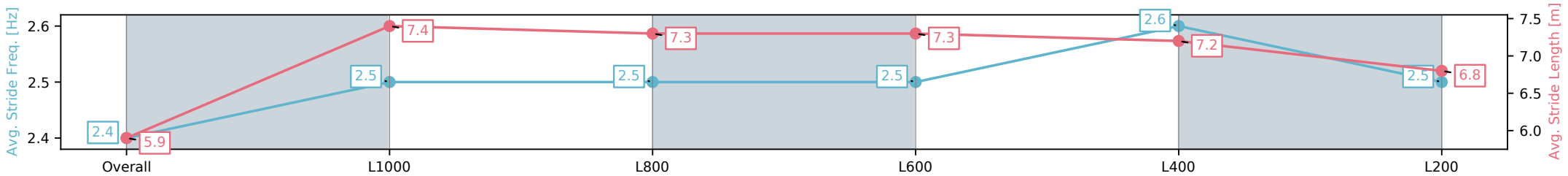
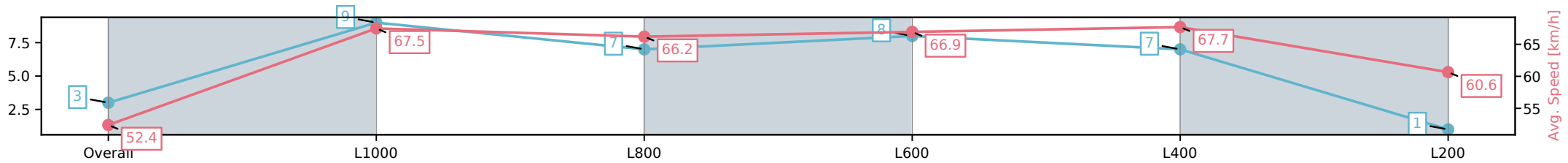
Race 10: Spry Holdings Brenton Lewis Handicap - 1200m

08 March 2025 - 5:45PM

Track Rating: Good 3, Weather: Fine, Rail Position: +3m 1200m
Chute, True Remainder



Section	Overall	L1000	L800	L600	L400	L200
Section Times	1:09.11[3] (0:13.74)	0:55.37[9] (0:10.67)	0:44.70[7] (0:11.09)	0:33.61[8] (0:11.09)	0:22.52[7] (0:10.66)	0:11.86[1] (0:11.86)
Average Speed [km/h]	52.4	67.5	66.2	66.9	67.7	60.6
Top Speed [km/h]	68.1	68.3	67.6	68.7	68.8	65.2
Avg. Dist. to Rail [m]	4.0	3.8	6.6	7.2	10.7	11.9
Avg. Stride Freq. [Hz]	2.4	2.5	2.5	2.5	2.6	2.5
Avg. Stride Length [m]	5.9	7.4	7.3	7.3	7.2	6.8



- [] Ranking at each section and finish
- :-:- No data available at this section
- NA No data available

Horse/Jockey Name	JENNI ESPRIT/Margaret Collett
Finish Rank	4
Fastest Section Time (Section)	0:10.73 (L1000)
Top Speed [km/h] (Section)	68.5 (Overall)
Race State	Finished



Thomas Farms RC Murray Bridge SA - Professional

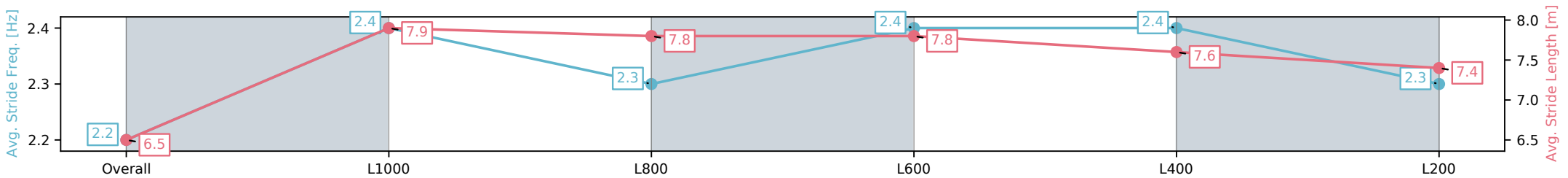
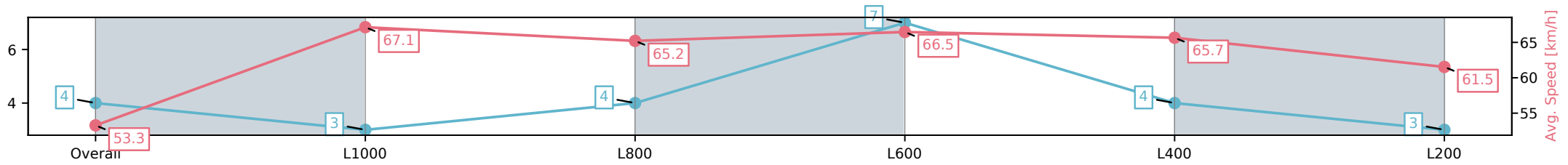
Race 10: Spry Holdings Brenton Lewis Handicap - 1200m

08 March 2025 - 5:45PM

Track Rating: Good 3, Weather: Fine, Rail Position: +3m 1200m
Chute, True Remainder



Section	Overall	L1000	L800	L600	L400	L200
Section Times	1:09.13[4] (0:13.52)	0:55.61[3] (0:10.73)	0:44.88[4] (0:11.18)	0:33.70[7] (0:11.01)	0:22.69[4] (0:10.99)	0:11.70[3] (0:11.70)
Average Speed [km/h]	53.3	67.1	65.2	66.5	65.7	61.5
Top Speed [km/h]	68.1	68.5	66.0	68.4	68.2	63.8
Avg. Dist. to Rail [m]	0.6	2.1	4.4	4.1	6.7	7.0
Avg. Stride Freq. [Hz]	2.2	2.4	2.3	2.4	2.4	2.3
Avg. Stride Length [m]	6.5	7.9	7.8	7.8	7.6	7.4



- [] Ranking at each section and finish
- :-:- No data available at this section
- NA No data available

Horse/Jockey Name	FLYIN' FOR US/Ryan Hurdle
Finish Rank	5
Fastest Section Time (Section)	0:10.59 (L1000)
Top Speed [km/h] (Section)	69.3 (Overall)
Race State	Finished



Thomas Farms RC Murray Bridge SA - Professional

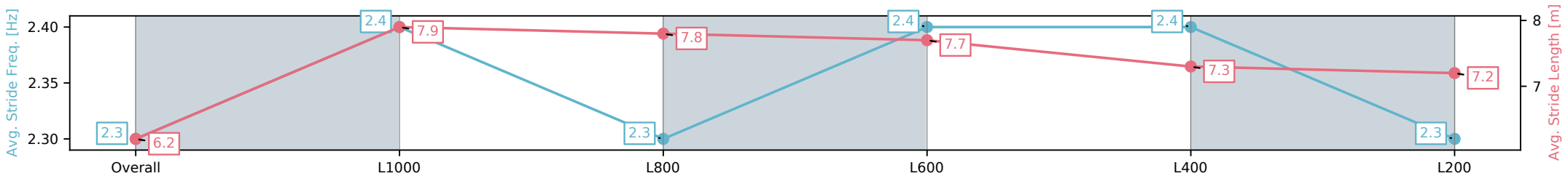
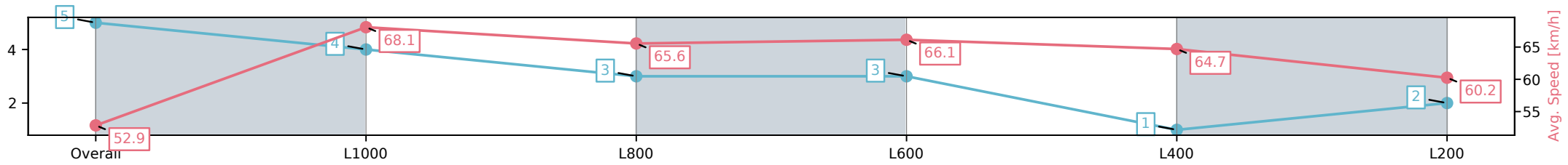
Race 10: Spry Holdings Brenton Lewis Handicap - 1200m

08 March 2025 - 5:45PM

Track Rating: Good 3, Weather: Fine, Rail Position: +3m 1200m
Chute, True Remainder



Section	Overall	L1000	L800	L600	L400	L200
Section Times	1:09.35[5] (0:13.61)	0:55.74[4] (0:10.59)	0:45.15[3] (0:11.10)	0:34.05[3] (0:10.98)	0:23.07[1] (0:11.13)	0:11.94[2] (0:11.94)
Average Speed [km/h]	52.9	68.1	65.6	66.1	64.7	60.2
Top Speed [km/h]	68.8	69.3	66.4	67.2	65.9	62.9
Avg. Dist. to Rail [m]	1.3	3.3	4.3	1.7	2.9	4.2
Avg. Stride Freq. [Hz]	2.3	2.4	2.3	2.4	2.4	2.3
Avg. Stride Length [m]	6.2	7.9	7.8	7.7	7.3	7.2



- [] Ranking at each section and finish
- :-:- No data available at this section
- NA No data available

Horse/Jockey Name	COOL THE JETS/Connor Murtagh
Finish Rank	6
Fastest Section Time (Section)	0:10.56 (L1000)
Top Speed [km/h] (Section)	69.2 (L1000)
Race State	Finished



Thomas Farms RC Murray Bridge SA - Professional

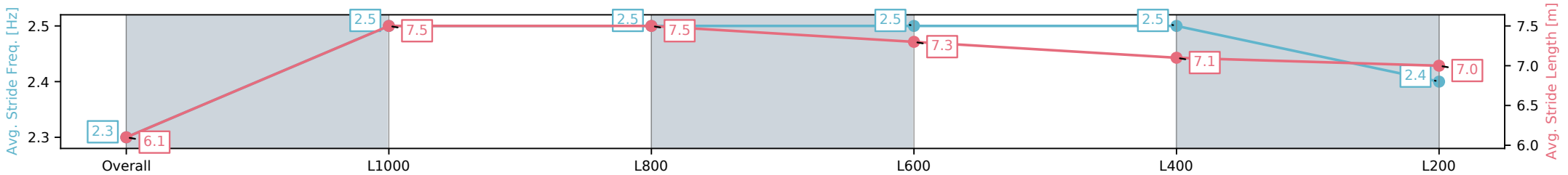
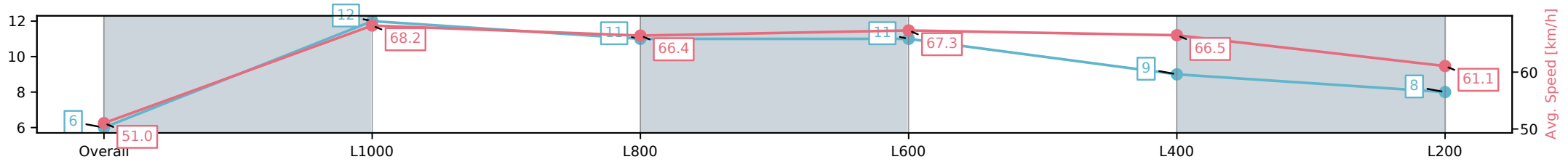
Race 10: Spry Holdings Brenton Lewis Handicap - 1200m

08 March 2025 - 5:45PM

Track Rating: Good 3, Weather: Fine, Rail Position: +3m 1200m
Chute, True Remainder



Section	Overall	L1000	L800	L600	L400	L200
Section Times	1:09.37[6] (0:14.12)	0:55.25[12] (0:10.56)	0:44.68[11] (0:11.10)	0:33.58[11] (0:10.97)	0:22.61[9] (0:10.81)	0:11.80[8] (0:11.80)
Average Speed [km/h]	51.0	68.2	66.4	67.3	66.5	61.1
Top Speed [km/h]	68.0	69.1	69.2	68.3	68.6	64.0
Avg. Dist. to Rail [m]	8.3	6.4	8.5	5.4	6.0	6.7
Avg. Stride Freq. [Hz]	2.3	2.5	2.5	2.5	2.5	2.4
Avg. Stride Length [m]	6.1	7.5	7.5	7.3	7.1	7.0



- [] Ranking at each section and finish
- :-:- No data available at this section
- NA No data available

Horse/Jockey Name	STREETCAR APOLLO/Justin Potter
Finish Rank	7
Fastest Section Time (Section)	0:10.65 (L1000)
Top Speed [km/h] (Section)	68.3 (Overall)
Race State	Finished



Thomas Farms RC Murray Bridge SA - Professional

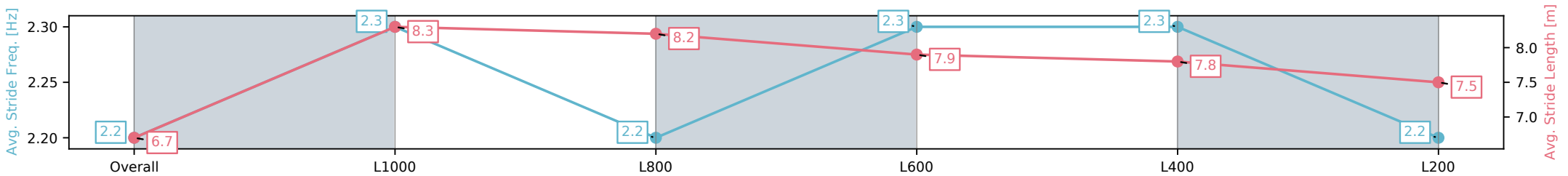
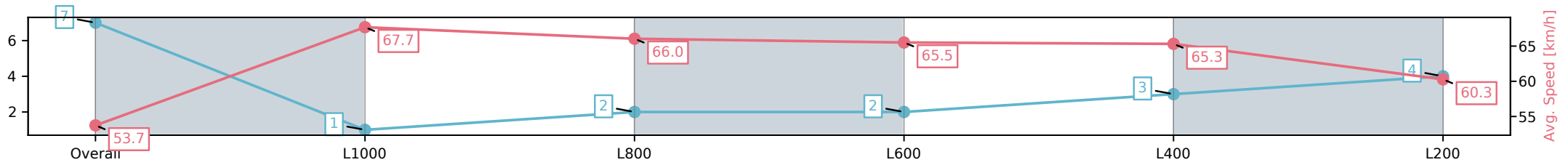
Race 10: Spry Holdings Brenton Lewis Handicap - 1200m

08 March 2025 - 5:45PM

Track Rating: Good 3, Weather: Fine, Rail Position: +3m 1200m
Chute, True Remainder



Section	Overall	L1000	L800	L600	L400	L200
Section Times	1:09.37[7] (0:13.41)	0:55.96[1] (0:10.65)	0:45.31[2] (0:11.10)	0:34.21[2] (0:11.26)	0:22.95[3] (0:11.02)	0:11.93[4] (0:11.93)
Average Speed [km/h]	53.7	67.7	66.0	65.5	65.3	60.3
Top Speed [km/h]	67.3	68.3	67.5	66.4	66.7	63.2
Avg. Dist. to Rail [m]	4.7	5.9	6.8	5.3	7.7	8.6
Avg. Stride Freq. [Hz]	2.2	2.3	2.2	2.3	2.3	2.2
Avg. Stride Length [m]	6.7	8.3	8.2	7.9	7.8	7.5



- [] Ranking at each section and finish
- :-:- No data available at this section
- NA No data available

Horse/Jockey Name	BLANC VISAGE/Callan Murray
Finish Rank	8
Fastest Section Time (Section)	0:10.50 (L1000)
Top Speed [km/h] (Section)	70.6 (Overall)
Race State	Finished



Thomas Farms RC Murray Bridge SA - Professional

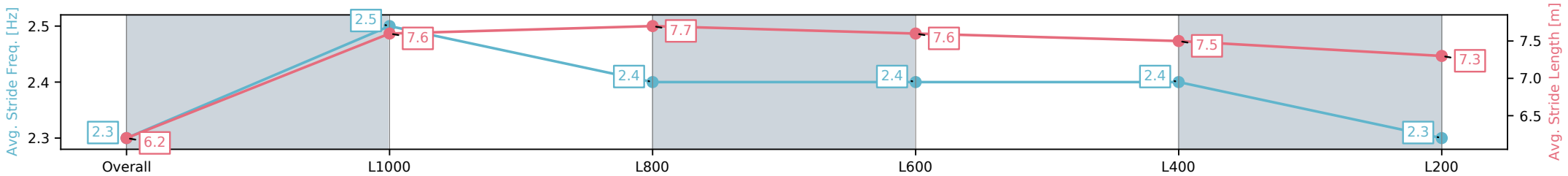
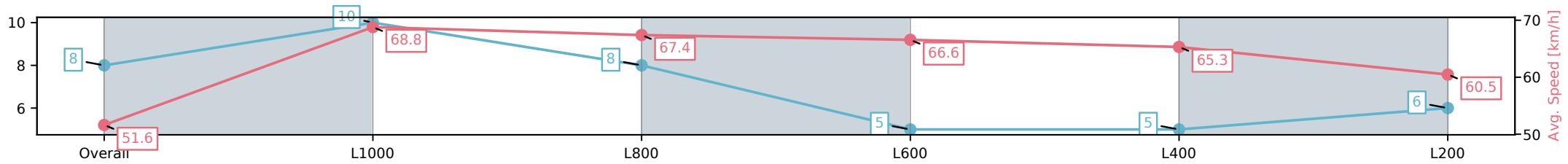
Race 10: Spry Holdings Brenton Lewis Handicap - 1200m

08 March 2025 - 5:45PM

Track Rating: Good 3, Weather: Fine, Rail Position: +3m 1200m
Chute, True Remainder



Section	Overall	L1000	L800	L600	L400	L200
Section Times	1:09.42[8] (0:13.95)	0:55.47[10] (0:10.50)	0:44.97[8] (0:10.91)	0:34.06[5] (0:11.11)	0:22.95[5] (0:11.05)	0:11.90[6] (0:11.90)
Average Speed [km/h]	51.6	68.8	67.4	66.6	65.3	60.5
Top Speed [km/h]	65.1	70.6	69.7	68.1	67.7	63.4
Avg. Dist. to Rail [m]	6.8	5.7	7.9	6.4	9.9	11.2
Avg. Stride Freq. [Hz]	2.3	2.5	2.4	2.4	2.4	2.3
Avg. Stride Length [m]	6.2	7.6	7.7	7.6	7.5	7.3



- [] Ranking at each section and finish
- :-:- No data available at this section
- NA No data available

Horse/Jockey Name	ALL SHOT/Taylor Johnstone
Finish Rank	9
Fastest Section Time (Section)	0:10.62 (L1000)
Top Speed [km/h] (Section)	70.4 (Overall)
Race State	Finished



Thomas Farms RC Murray Bridge SA - Professional

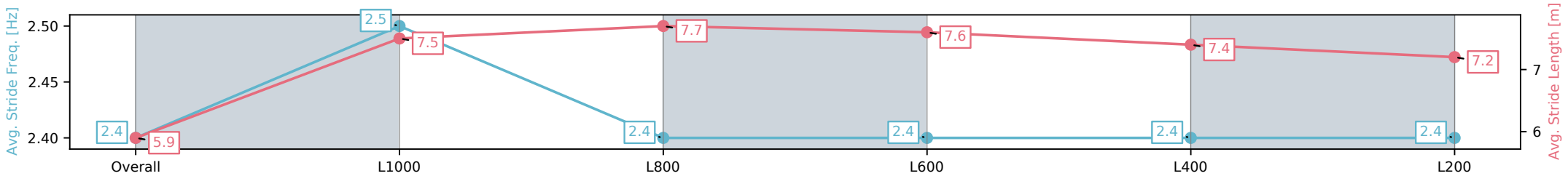
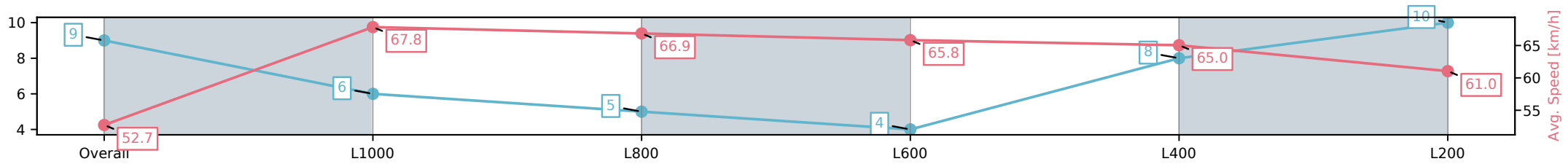
Race 10: Spry Holdings Brenton Lewis Handicap - 1200m

08 March 2025 - 5:45PM

Track Rating: Good 3, Weather: Fine, Rail Position: +3m 1200m
Chute, True Remainder



Section	Overall	L1000	L800	L600	L400	L200
Section Times	1:09.47[9] (0:13.64)	0:55.83[6] (0:10.62)	0:45.21[5] (0:11.04)	0:34.17[4] (0:11.28)	0:22.88[8] (0:11.07)	0:11.81[10] (0:11.81)
Average Speed [km/h]	52.7	67.8	66.9	65.8	65.0	61.0
Top Speed [km/h]	70.4	69.1	68.8	67.0	66.4	64.1
Avg. Dist. to Rail [m]	2.8	6.0	8.1	7.5	9.5	11.6
Avg. Stride Freq. [Hz]	2.4	2.5	2.4	2.4	2.4	2.4
Avg. Stride Length [m]	5.9	7.5	7.7	7.6	7.4	7.2



- [] Ranking at each section and finish
- :-:- No data available at this section
- NA No data available

Horse/Jockey Name	CORK HARBOUR/Alana Livesey
Finish Rank	10
Fastest Section Time (Section)	0:10.62 (L1000)
Top Speed [km/h] (Section)	69.1 (Overall)
Race State	Finished



Thomas Farms RC Murray Bridge SA - Professional

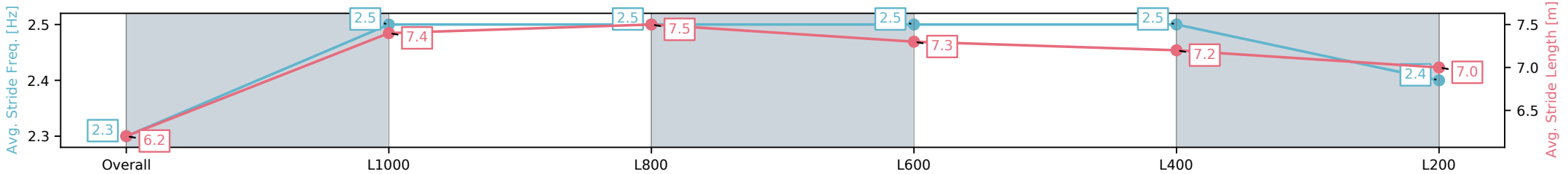
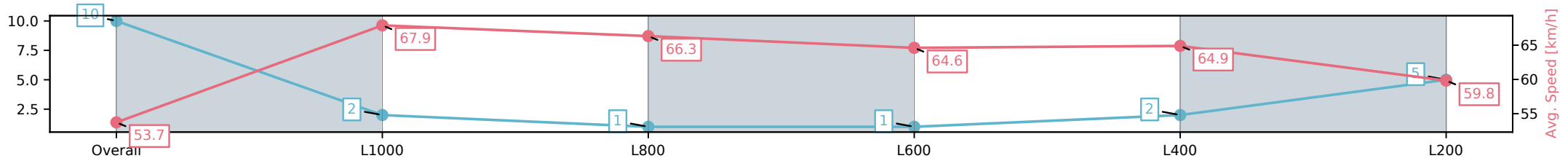
Race 10: Spry Holdings Brenton Lewis Handicap - 1200m

08 March 2025 - 5:45PM

Track Rating: Good 3, Weather: Fine, Rail Position: +3m 1200m
Chute, True Remainder



Section	Overall	L1000	L800	L600	L400	L200
Section Times	1:09.51[10] (0:13.42)	0:56.09[2] (0:10.62)	0:45.47[1] (0:11.02)	0:34.45[1] (0:11.34)	0:23.11[2] (0:11.07)	0:12.04[5] (0:12.04)
Average Speed [km/h]	53.7	67.9	66.3	64.6	64.9	59.8
Top Speed [km/h]	67.5	69.1	68.1	65.8	65.8	62.2
Avg. Dist. to Rail [m]	3.2	5.1	6.0	4.0	6.3	9.3
Avg. Stride Freq. [Hz]	2.3	2.5	2.5	2.5	2.5	2.4
Avg. Stride Length [m]	6.2	7.4	7.5	7.3	7.2	7.0



- [] Ranking at each section and finish
- :-:- No data available at this section
- NA No data available

Horse/Jockey Name	NOT A SINGLE BID/Jessica Tzaferis
Finish Rank	11
Fastest Section Time (Section)	0:10.74 (L1000)
Top Speed [km/h] (Section)	67.8 (Overall)
Race State	Finished



Thomas Farms RC Murray Bridge SA - Professional

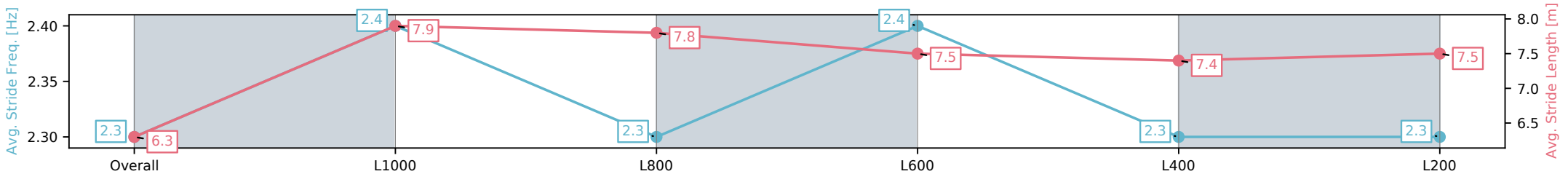
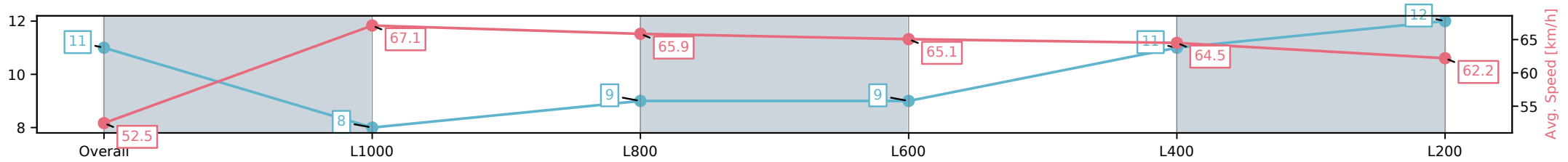
Race 10: Spry Holdings Brenton Lewis Handicap - 1200m

08 March 2025 - 5:45PM

Track Rating: Good 3, Weather: Fine, Rail Position: +3m 1200m
Chute, True Remainder



Section	Overall	L1000	L800	L600	L400	L200
Section Times	1:09.68[11] (0:13.73)	0:55.95[8] (0:10.74)	0:45.21[9] (0:11.15)	0:34.06[9] (0:11.32)	0:22.74[11] (0:11.14)	0:11.60[12] (0:11.60)
Average Speed [km/h]	52.5	67.1	65.9	65.1	64.5	62.2
Top Speed [km/h]	65.8	67.8	67.3	66.9	66.1	64.1
Avg. Dist. to Rail [m]	5.5	4.4	6.6	5.0	9.0	12.9
Avg. Stride Freq. [Hz]	2.3	2.4	2.3	2.4	2.3	2.3
Avg. Stride Length [m]	6.3	7.9	7.8	7.5	7.4	7.5



- [] Ranking at each section and finish
- :-:- No data available at this section
- NA No data available

Horse/Jockey Name	STARLITE REBEL/Jade Doyle
Finish Rank	12
Fastest Section Time (Section)	0:10.86 (L1000)
Top Speed [km/h] (Section)	66.7 (Overall)
Race State	Finished



Thomas Farms RC Murray Bridge SA - Professional

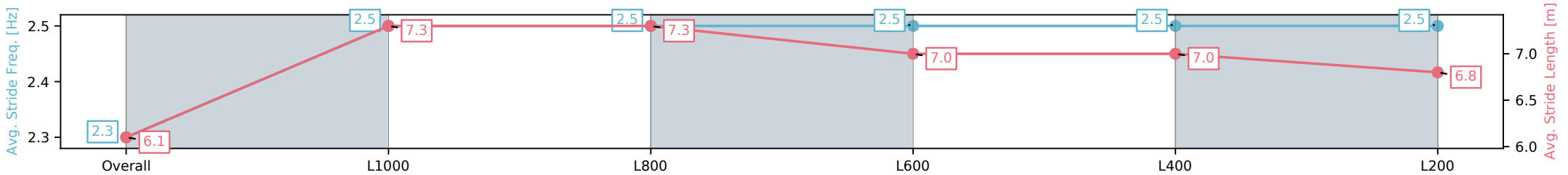
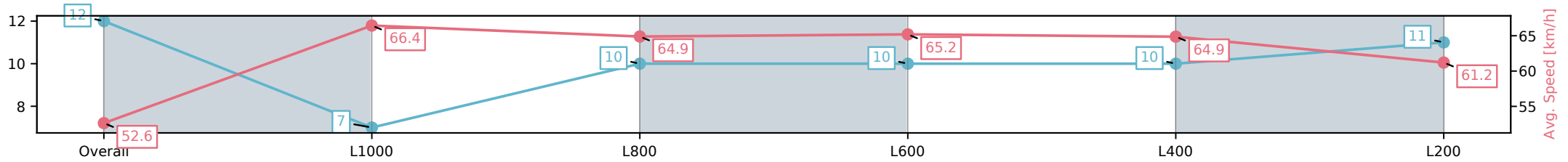
Race 10: Spry Holdings Brenton Lewis Handicap - 1200m

08 March 2025 - 5:45PM

Track Rating: Good 3, Weather: Fine, Rail Position: +3m 1200m
Chute, True Remainder



Section	Overall	L1000	L800	L600	L400	L200
Section Times	1:09.80[12] (0:13.67)	0:56.13[7] (0:10.86)	0:45.27[10] (0:11.22)	0:34.05[10] (0:11.17)	0:22.88[10] (0:11.12)	0:11.76[11] (0:11.76)
Average Speed [km/h]	52.6	66.4	64.9	65.2	64.9	61.2
Top Speed [km/h]	65.7	66.7	65.8	66.4	66.5	63.4
Avg. Dist. to Rail [m]	0.3	2.3	4.3	2.6	2.5	2.8
Avg. Stride Freq. [Hz]	2.3	2.5	2.5	2.5	2.5	2.5
Avg. Stride Length [m]	6.1	7.3	7.3	7.0	7.0	6.8



- [] Ranking at each section and finish
- :-:- No data available at this section
- NA No data available