



RACINGSA

# Thomas Farms RC Murray Bridge SA

## Race 9: Thomas Farms Handicap - 1400m

08 March 2025 - 5:13PM



Murray Bridge  
Racing Club

Track Rating: Good 3, Weather: Fine, Rail Position: +3m 1200m Chute, True Remainder

Section Field Times							Overall	L1200	L1000	L800	L600	L400	
							1:23.56 (0:13.86)	1:09.71 (0:11.39)	0:58.31 (0:12.21)	0:46.10 (0:11.59)	0:34.51 (0:11.49)	0:23.02 (0:11.14)	
Position	#	Horse/Jockey	Barrier	Top Speed [km/h]	Fastest Section	First 400m							Distance Travelled From Winner [m]
1	11	<b>NAVY GOLD</b> Manoel Nunes	4	65.8 600-400	0:11.10 400-200	0:25.83	1:23.57 (0:14.35)	1:09.22 [7] (0:11.48)	0:57.74 [6] (0:11.96)	0:45.78 [7] (0:11.75)	0:34.03 [7] (0:11.46)	0:22.57 [7] (0:11.10)	
2	2	<b>THE GOLDEN FIST</b> Connor Murtagh	5	67.8 600-400	0:10.90 400-200	0:26.05	1:23.59 (0:14.46)	1:09.13 [12] (0:11.59)	0:57.54 [12] (0:12.12)	0:45.42 [13] (0:11.74)	0:33.68 [10] (0:11.25)	0:22.43 [10] (0:10.90)	+4
3	16	<b>WILD WINNER</b> Jason Holder	12	65.6 600-400	0:11.13 400-200	0:25.25	1:23.78 (0:13.86)	1:09.92 [1] (0:11.39)	0:58.53 [1] (0:12.22)	0:46.31 [1] (0:11.59)	0:34.72 [1] (0:11.50)	0:23.22 [2] (0:11.13)	-1
4	6	<b>NICAJON</b> Caitlin Jones	6	65.4 600-400	0:11.20 400-200	0:25.63	1:23.79 (0:14.07)	1:09.72 [5] (0:11.56)	0:58.16 [5] (0:12.04)	0:46.12 [5] (0:11.73)	0:34.39 [5] (0:11.36)	0:23.03 [3] (0:11.20)	+3
5	7	<b>WINE BARRON</b> Todd Pannell	10	65.8 1200-1000	0:11.28 400-200	0:26.02	1:24.07 (0:14.49)	1:09.58 [13] (0:11.53)	0:58.05 [11] (0:11.55)	0:46.50 [3] (0:11.57)	0:34.92 [2] (0:11.40)	0:23.52 [1] (0:11.28)	+7
6	19	<b>PEPERONCINO</b> Alana Kelly	9	66.6 600-400	0:10.97 400-200	0:26.07	1:24.14 (0:14.42)	1:09.72 [11] (0:11.65)	0:58.07 [13] (0:12.08)	0:45.99 [12] (0:11.83)	0:34.16 [13] (0:11.37)	0:22.79 [12] (0:10.97)	+9
7	20	<b>LAST WAR</b> Stacey Metcalfe	7	64.7 600-400	0:11.25 400-200	0:25.44	1:24.25 (0:13.95)	1:10.30 [2] (0:11.49)	0:58.81 [2] (0:12.16)	0:46.65 [4] (0:11.75)	0:34.90 [4] (0:11.55)	0:23.35 [5] (0:11.25)	-3
8	9	<b>BABY ALEX</b> Callan Murray	3	66.4 600-400	0:11.11 400-200	0:25.98	1:24.25 (0:14.40)	1:09.85 [9] (0:11.57)	0:58.27 [9] (0:12.10)	0:46.17 [10] (0:11.83)	0:34.34 [11] (0:11.36)	0:22.98 [11] (0:11.11)	-1
9	13	<b>EXALTED KATE</b> Rochelle Milnes	13	66.9 600-400	0:11.12 400-200	0:25.93	1:24.26 (0:14.25)	1:10.01 [6] (0:11.68)	0:58.33 [8] (0:11.95)	0:46.38 [8] (0:11.67)	0:34.71 [8] (0:11.49)	0:23.22 [8] (0:11.12)	+9
10	8	<b>ENCIPHERING</b> Ben Price	8	65.8 600-400	0:11.26 400-200	0:26.00	1:24.31 (0:14.38)	1:09.93 [8] (0:11.62)	0:58.31 [10] (0:11.93)	0:46.38 [9] (0:11.61)	0:34.77 [6] (0:11.43)	0:23.34 [6] (0:11.26)	+2

Scratched: Bolted In (#4), Deficit (#5), High Society Girl (#10), Taino Rocket (#14), Swiftie Harriet (#15), Morlaix (#17), Flying Yank (#18)

Report Created: Sat 08 March 2025 17:57:59 GMT+11 (Note: Timing is based on positional data)

- [ ] Position in running at each section and finish
- #: Saddle cloth number
- :--:-- No data available at this section
- DNF Did not finish
- NA No data available
- DNT Did not track
- █ Background shading for fastest section



RACINGSA

# Thomas Farms RC Murray Bridge SA

## Race 9: Thomas Farms Handicap - 1400m

08 March 2025 - 5:13PM



Murray Bridge  
Racing Club

Track Rating: Good 3, Weather: Fine, Rail Position: +3m 1200m Chute, True Remainder

Section Field Times							Overall	L1200	L1000	L800	L600	L400	
							1:23.56 (0:13.86)	1:09.71 (0:11.39)	0:58.31 (0:12.21)	0:46.10 (0:11.59)	0:34.51 (0:11.49)	0:23.02 (0:11.14)	
Position	#	Horse/Jockey	Barrier	Top Speed [km/h]	Fastest Section	First 400m							Distance Travelled From Winner [m]
11	3	<b>KUSHAN KHANIVALE</b> Margaret Collett	2	65.0 600-400	0:11.28 400-200	0:25.60	1:24.32 (0:13.99)	1:10.33 [3] (0:11.61)	0:58.72 [4] (0:12.18)	0:46.54 [6] (0:11.88)	0:34.66 [9] (0:11.46)	0:23.20 [9] (0:11.28)	+0
12	1	<b>FINE FUTURE</b> Matthew Chadwick	1	64.9 800-600	0:11.26 400-200	0:25.92	1:24.36 (0:14.42)	1:09.94 [10] (0:11.50)	0:58.44 [7] (0:12.22)	0:46.22 [11] (0:11.83)	0:34.39 [12] (0:11.44)	0:22.95 [13] (0:11.26)	+0
13	12	<b>KATIM'S CLUB</b> Ryan Hurdle	11	64.6 800-600	0:11.52 1200-1000	0:25.52	1:24.55 (0:14.00)	1:10.55 [4] (0:11.52)	0:59.03 [3] (0:12.01)	0:47.02 [2] (0:11.75)	0:35.27 [3] (0:11.55)	0:23.72 [4] (0:11.56)	+1

Scratched: Bolted In (#4), Deficit (#5), High Society Girl (#10), Taino Rocket (#14), Swiftie Harriet (#15), Morlaix (#17), Flying Yank (#18)

- [ ] Position in running at each section and finish # Saddle cloth number
- :--:-- No data available at this section DNF Did not finish
- NA No data available DNT Did not track
- █ Background shading for fastest section



RACINGSA

Thomas Farms RC Murray Bridge SA  
Race 9: Thomas Farms Handicap - 1400m  
08 March 2025 - 5:13PM



Murray Bridge  
Racing Club

Track Rating: Good 3, Weather: Fine, Rail Position: +3m 1200m Chute, True Remainder

Section  
Field Times

L200  
0:11.88  
(0:11.88)

Position	#	Horse/Jockey	Barrier	Top Speed [km/h]	Fastest Section	First 400m	Margin						Distance Travelled From Winner [m]
1	11	NAVY GOLD Manoel Nunes	4	65.8 600-400	0:11.10 400-200	0:25.83	0:11.47 [5] (0:11.47)	1:23.57					
2	2	THE GOLDEN FIST Connor Murtagh	5	67.8 600-400	0:10.90 400-200	0:26.05	0:11.53 [4] (0:11.53)	0.1L					+4
3	16	WILD WINNER Jason Holder	12	65.6 600-400	0:11.13 400-200	0:25.25	0:12.09 [1] (0:12.09)	1.35L					-1
4	6	NICAJON Caitlin Jones	6	65.4 600-400	0:11.20 400-200	0:25.63	0:11.83 [3] (0:11.83)	1.41L					+3
5	7	WINE BARRON Todd Pannell	10	65.8 1200-1000	0:11.28 400-200	0:26.02	0:12.24 [2] (0:12.24)	3.19L					+7
6	19	PEPERONCINO Alana Kelly	9	66.6 600-400	0:10.97 400-200	0:26.07	0:11.82 [9] (0:11.82)	3.65L					+9
7	20	LAST WAR Stacey Metcalfe	7	64.7 600-400	0:11.25 400-200	0:25.44	0:12.10 [6] (0:12.10)	4.37L					-3
8	9	BABY ALEX Callan Murray	3	66.4 600-400	0:11.11 400-200	0:25.98	0:11.87 [10] (0:11.87)	0.0L					-1
9	13	EXALTED KATE Rochelle Milnes	13	66.9 600-400	0:11.12 400-200	0:25.93	0:12.10 [7] (0:12.10)	4.46L					+9
10	8	ENCIPHERING Ben Price	8	65.8 600-400	0:11.26 400-200	0:26.00	0:12.08 [8] (0:12.08)	4.75L					+2

Scratched: Bolted In (#4), Deficit (#5), High Society Girl (#10), Taino Rocket (#14), Swiftie Harriet (#15), Morlaix (#17), Flying Yank (#18)

Report Created: Sat 08 March 2025 17:57:59 GMT+11 (Note: Timing is based on positional data)

- [ ] Position in running at each section and finish
- #: Saddle cloth number
- :-:-- No data available at this section
- DNF Did not finish
- NA No data available
- DNT Did not track
- █ Background shading for fastest section



RACINGSA

# Thomas Farms RC Murray Bridge SA Race 9: Thomas Farms Handicap - 1400m 08 March 2025 - 5:13PM



Murray Bridge  
Racing Club

Track Rating: Good 3, Weather: Fine, Rail Position: +3m 1200m Chute, True Remainder

## Section Field Times

L200  
0:11.88  
(0:11.88)

Position	#	Horse/Jockey	Barrier	Top Speed [km/h]	Fastest Section	First 400m	Margin							Distance Travelled From Winner [m]
11	3	<b>KUSHAN KHANIVALE</b> Margaret Collett	2	65.0 600-400	0:11.28 400-200	0:25.60	0:11.92 [12] (0:11.92)	4.83L						+0
12	1	<b>FINE FUTURE</b> Matthew Chadwick	1	64.9 800-600	0:11.26 400-200	0:25.92	0:11.69 [13] (0:11.69)	5.07L						+0
13	12	<b>KATIM'S CLUB</b> Ryan Hurdle	11	64.6 800-600	0:11.52 1200-1000	0:25.52	0:12.16 [11] (0:12.16)	6.37L						+1

Scratched: Bolted In (#4), Deficit (#5), High Society Girl (#10), Taino Rocket (#14), Swiftie Harriet (#15), Morlaix (#17), Flying Yank (#18)

- [ ] Position in running at each section and finish # Saddle cloth number
- :--:-- No data available at this section DNF Did not finish
- NA No data available DNT Did not track
- █ Background shading for fastest section

Horse/Jockey Name	NAVY GOLD/Manoel Nunes
Finish Rank	1
Fastest Section Time (Section)	0:11.10 (L400)
Top Speed [km/h] (Section)	65.8 (L600)
Race State	Finished



### Thomas Farms RC Murray Bridge SA - Professional

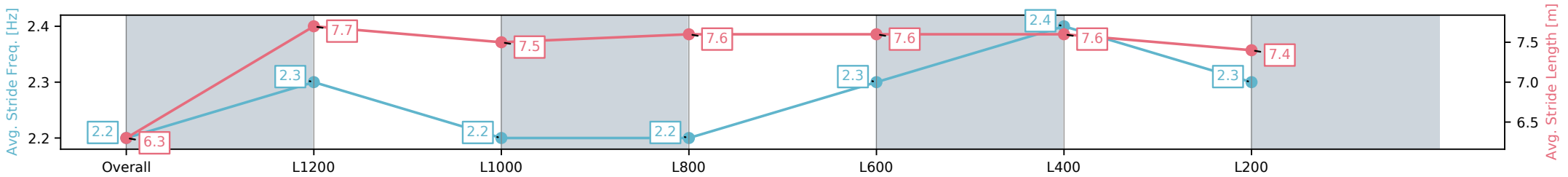
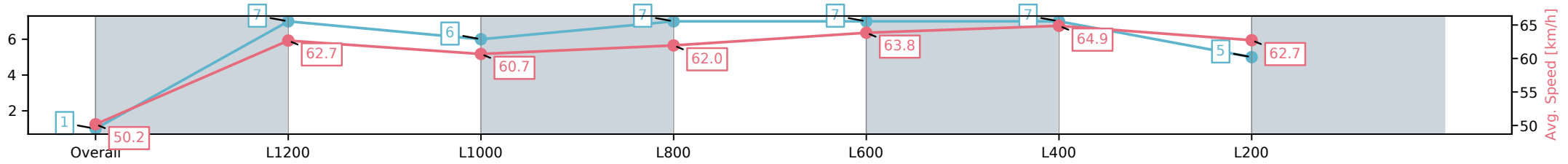
Race 9: Thomas Farms Handicap - 1400m

08 March 2025 - 5:13PM

Track Rating: Good 3, Weather: Fine, Rail Position: +3m 1200m  
Chute, True Remainder



Section	Overall	L1200	L1000	L800	L600	L400	L200
Section Times	1:23.57[1] (0:14.35)	1:09.22[7] (0:11.48)	0:57.74[6] (0:11.96)	0:45.78[7] (0:11.75)	0:34.03[7] (0:11.46)	0:22.57[7] (0:11.10)	0:11.47[5] (0:11.47)
Average Speed [km/h]	50.2	62.7	60.7	62.0	63.8	64.9	62.7
Top Speed [km/h]	64.0	64.9	61.3	62.6	65.2	65.8	65.1
Avg. Dist. to Rail [m]	2.0	0.4	1.2	2.6	3.6	7.2	8.8
Avg. Stride Freq. [Hz]	2.2	2.3	2.2	2.2	2.3	2.4	2.3
Avg. Stride Length [m]	6.3	7.7	7.5	7.6	7.6	7.6	7.4



- [ ] Ranking at each section and finish
- :-:- No data available at this section
- NA No data available

Horse/Jockey Name	THE GOLDEN FIST/Connor Murtagh
Finish Rank	2
Fastest Section Time (Section)	0:10.90 (L400)
Top Speed [km/h] (Section)	67.8 (L600)
Race State	Finished



### Thomas Farms RC Murray Bridge SA - Professional

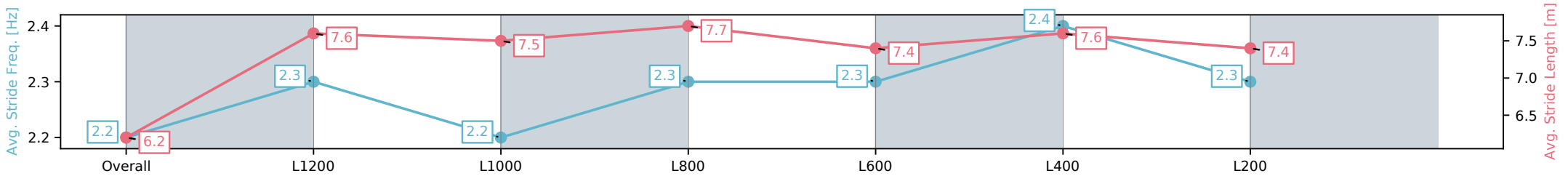
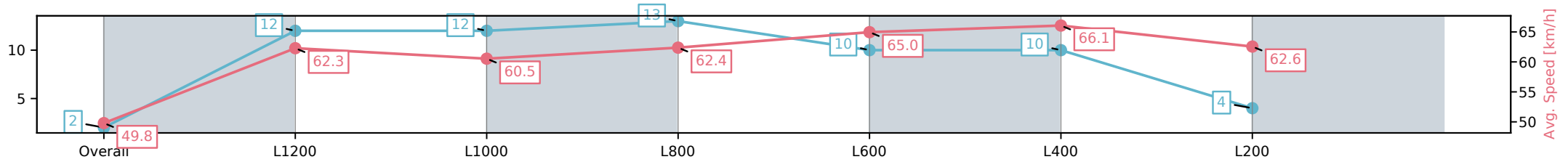
Race 9: Thomas Farms Handicap - 1400m

08 March 2025 - 5:13PM

Track Rating: Good 3, Weather: Fine, Rail Position: +3m 1200m  
Chute, True Remainder



Section	Overall	L1200	L1000	L800	L600	L400	L200
Section Times	1:23.59[2] (0:14.46)	1:09.13[12] (0:11.59)	0:57.54[12] (0:12.12)	0:45.42[13] (0:11.74)	0:33.68[10] (0:11.25)	0:22.43[10] (0:10.90)	0:11.53[4] (0:11.53)
Average Speed [km/h]	49.8	62.3	60.5	62.4	65.0	66.1	62.6
Top Speed [km/h]	62.2	64.8	61.4	63.4	67.2	67.8	64.1
Avg. Dist. to Rail [m]	4.4	3.1	3.5	3.8	3.4	8.0	10.5
Avg. Stride Freq. [Hz]	2.2	2.3	2.2	2.3	2.3	2.4	2.3
Avg. Stride Length [m]	6.2	7.6	7.5	7.7	7.4	7.6	7.4



- [ ] Ranking at each section and finish
- :-:- No data available at this section
- NA No data available

Horse/Jockey Name	WILD WINNER/Jason Holder
Finish Rank	3
Fastest Section Time (Section)	0:11.13 (L400)
Top Speed [km/h] (Section)	65.6 (L600)
Race State	Finished



### Thomas Farms RC Murray Bridge SA - Professional

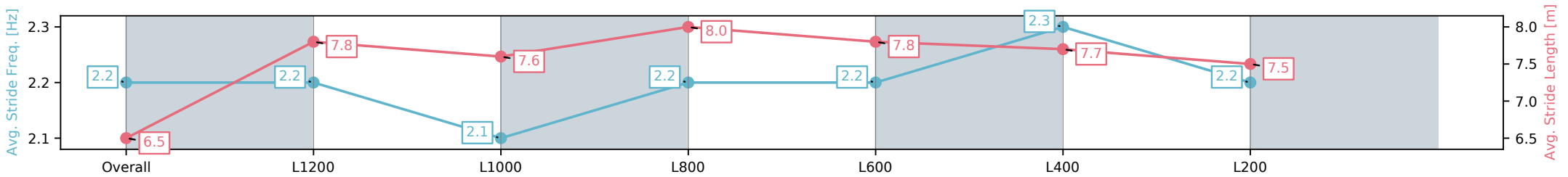
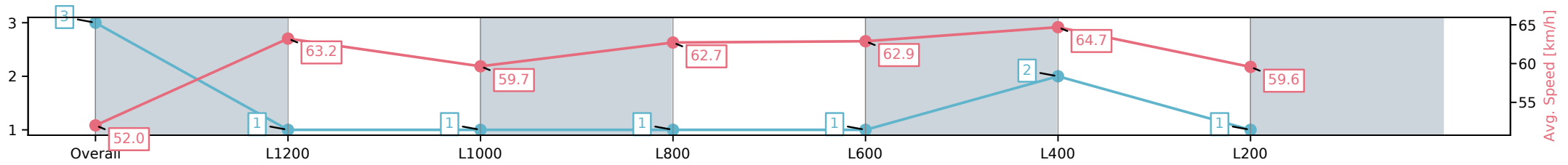
Race 9: Thomas Farms Handicap - 1400m

08 March 2025 - 5:13PM

Track Rating: Good 3, Weather: Fine, Rail Position: +3m 1200m  
Chute, True Remainder



Section	Overall	L1200	L1000	L800	L600	L400	L200
Section Times	1:23.78[3] (0:13.86)	1:09.92[1] (0:11.39)	0:58.53[1] (0:12.22)	0:46.31[1] (0:11.59)	0:34.72[1] (0:11.50)	0:23.22[2] (0:11.13)	0:12.09[1] (0:12.09)
Average Speed [km/h]	52.0	63.2	59.7	62.7	62.9	64.7	59.6
Top Speed [km/h]	64.4	65.0	60.7	63.4	65.0	65.6	63.4
Avg. Dist. to Rail [m]	7.6	1.9	2.3	2.2	0.8	1.9	3.4
Avg. Stride Freq. [Hz]	2.2	2.2	2.1	2.2	2.2	2.3	2.2
Avg. Stride Length [m]	6.5	7.8	7.6	8.0	7.8	7.7	7.5



[ ] Ranking at each section and finish  
 -:-:- No data available at this section  
 NA No data available

Horse/Jockey Name	NICAJON/Caitlin Jones
Finish Rank	4
Fastest Section Time (Section)	0:11.20 (L400)
Top Speed [km/h] (Section)	65.4 (L600)
Race State	Finished



### Thomas Farms RC Murray Bridge SA - Professional

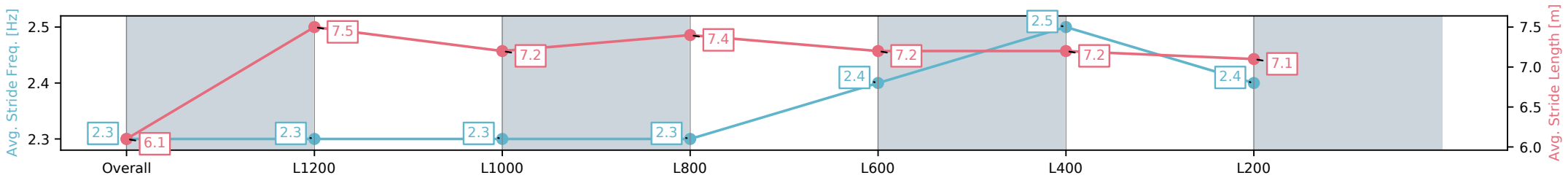
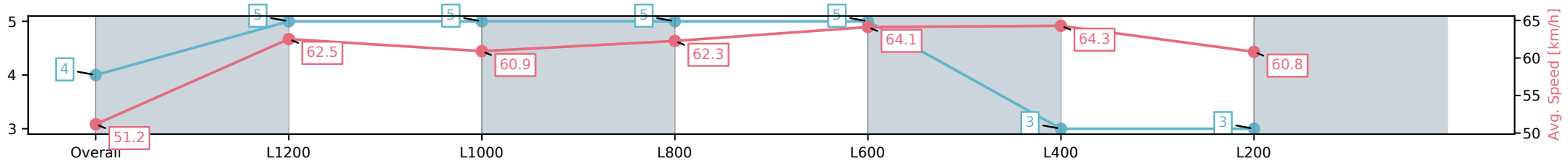
Race 9: Thomas Farms Handicap - 1400m

08 March 2025 - 5:13PM

Track Rating: Good 3, Weather: Fine, Rail Position: +3m 1200m  
Chute, True Remainder



Section	Overall	L1200	L1000	L800	L600	L400	L200
Section Times	1:23.79[4] (0:14.07)	1:09.72[5] (0:11.56)	0:58.16[5] (0:12.04)	0:46.12[5] (0:11.73)	0:34.39[5] (0:11.36)	0:23.03[3] (0:11.20)	0:11.83[3] (0:11.83)
Average Speed [km/h]	51.2	62.5	60.9	62.3	64.1	64.3	60.8
Top Speed [km/h]	63.1	62.8	62.6	63.1	65.1	65.4	63.9
Avg. Dist. to Rail [m]	4.7	3.0	3.9	2.9	2.7	4.9	6.9
Avg. Stride Freq. [Hz]	2.3	2.3	2.3	2.3	2.4	2.5	2.4
Avg. Stride Length [m]	6.1	7.5	7.2	7.2	7.4	7.2	7.1



[ ] Ranking at each section and finish  
 -:-:- No data available at this section  
 NA No data available



Horse/Jockey Name	WINE BARRON/Todd Pannell
Finish Rank	5
Fastest Section Time (Section)	0:11.28 (L400)
Top Speed [km/h] (Section)	65.8 (L1200)
Race State	Finished



### Thomas Farms RC Murray Bridge SA - Professional

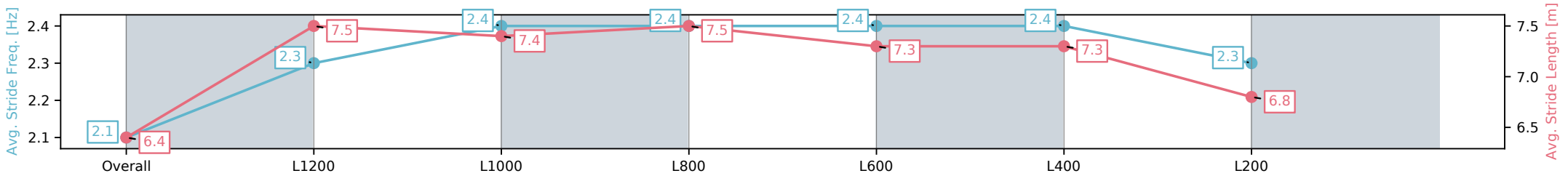
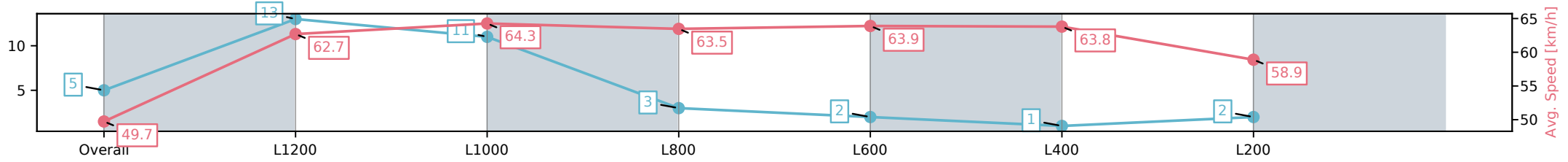
Race 9: Thomas Farms Handicap - 1400m

08 March 2025 - 5:13PM

Track Rating: Good 3, Weather: Fine, Rail Position: +3m 1200m  
Chute, True Remainder



Section	Overall	L1200	L1000	L800	L600	L400	L200
Section Times	1:24.07[5] (0:14.49)	1:09.58[13] (0:11.53)	0:58.05[11] (0:11.55)	0:46.50[3]	0:34.92[2] (0:11.40)	0:23.52[1] (0:11.28)	0:12.24[2] (0:12.24)
Average Speed [km/h]	49.7	62.7	64.3	63.5	63.9	63.8	58.9
Top Speed [km/h]	62.4	64.2	65.8	65.1	65.3	65.3	62.2
Avg. Dist. to Rail [m]	8.2	4.7	6.1	4.2	2.5	4.6	3.8
Avg. Stride Freq. [Hz]	2.1	2.3	2.4	2.4	2.4	2.4	2.3
Avg. Stride Length [m]	6.4	7.5	7.4	7.4	7.5	7.3	6.8



[ ] Ranking at each section and finish  
 -:-:- No data available at this section  
 NA No data available

Horse/Jockey Name	PEPERONCINO/Alana Kelly
Finish Rank	6
Fastest Section Time (Section)	0:10.97 (L400)
Top Speed [km/h] (Section)	66.6 (L600)
Race State	Finished



### Thomas Farms RC Murray Bridge SA - Professional

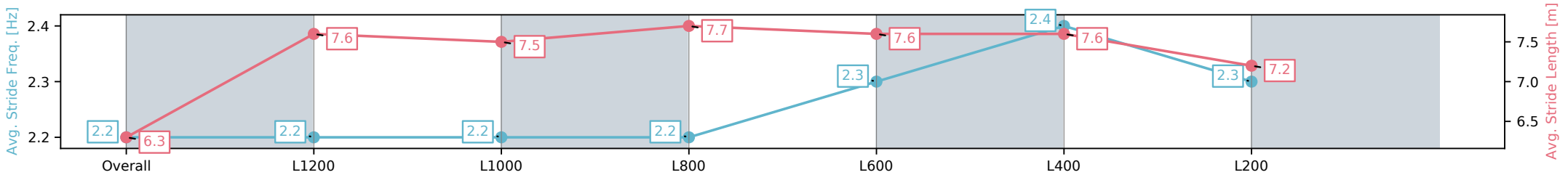
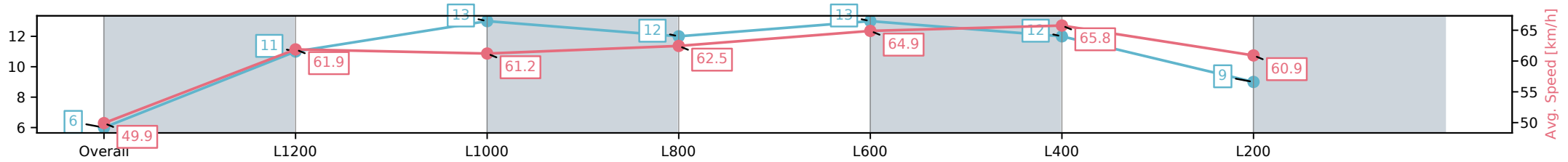
Race 9: Thomas Farms Handicap - 1400m

08 March 2025 - 5:13PM

Track Rating: Good 3, Weather: Fine, Rail Position: +3m 1200m  
Chute, True Remainder



Section	Overall	L1200	L1000	L800	L600	L400	L200
Section Times	1:24.14[6] (0:14.42)	1:09.72[11] (0:11.65)	0:58.07[13] (0:12.08)	0:45.99[12] (0:11.83)	0:34.16[13] (0:11.37)	0:22.79[12] (0:10.97)	0:11.82[9] (0:11.82)
Average Speed [km/h]	49.9	61.9	61.2	62.5	64.9	65.8	60.9
Top Speed [km/h]	60.7	63.4	62.0	63.2	66.5	66.6	64.0
Avg. Dist. to Rail [m]	7.3	3.5	5.0	5.2	5.8	10.5	13.8
Avg. Stride Freq. [Hz]	2.2	2.2	2.2	2.2	2.3	2.4	2.3
Avg. Stride Length [m]	6.3	7.6	7.5	7.7	7.6	7.6	7.2



- [ ] Ranking at each section and finish
- :-:- No data available at this section
- NA No data available

Horse/Jockey Name	LAST WAR/Stacey Metcalfe
Finish Rank	7
Fastest Section Time (Section)	0:11.25 (L400)
Top Speed [km/h] (Section)	64.7 (L600)
Race State	Finished



### Thomas Farms RC Murray Bridge SA - Professional

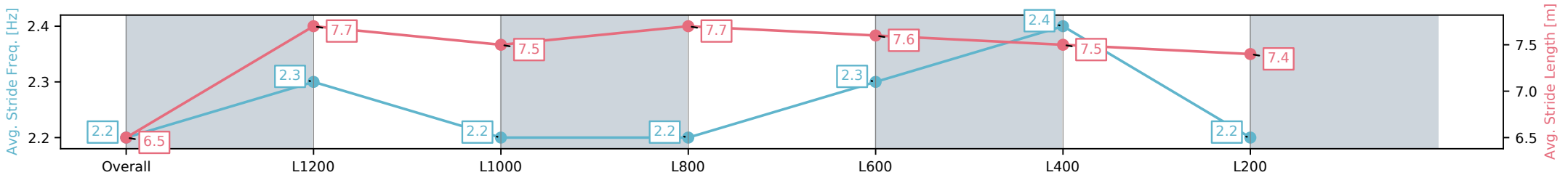
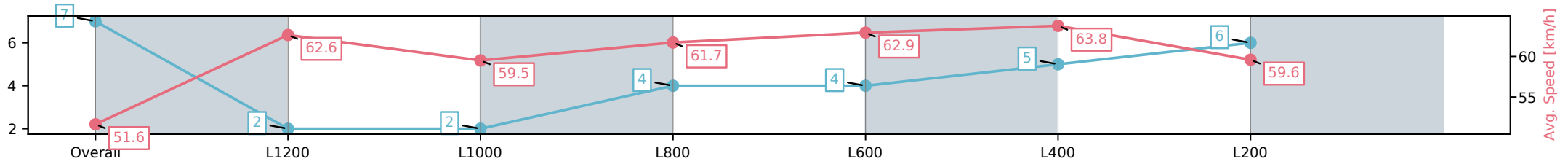
Race 9: Thomas Farms Handicap - 1400m

08 March 2025 - 5:13PM

Track Rating: Good 3, Weather: Fine, Rail Position: +3m 1200m  
Chute, True Remainder



Section	Overall	L1200	L1000	L800	L600	L400	L200
Section Times	1:24.25[7] (0:13.95)	1:10.30[2] (0:11.49)	0:58.81[2] (0:12.16)	0:46.65[4] (0:11.75)	0:34.90[4] (0:11.55)	0:23.35[5] (0:11.25)	0:12.10[6] (0:12.10)
Average Speed [km/h]	51.6	62.6	59.5	61.7	62.9	63.8	59.6
Top Speed [km/h]	64.3	64.4	61.3	62.7	64.4	64.7	63.0
Avg. Dist. to Rail [m]	5.6	0.8	0.8	1.6	1.9	2.3	2.8
Avg. Stride Freq. [Hz]	2.2	2.3	2.2	2.2	2.3	2.4	2.2
Avg. Stride Length [m]	6.5	7.7	7.5	7.7	7.6	7.5	7.4



- [ ] Ranking at each section and finish
- :-:- No data available at this section
- NA No data available

Horse/Jockey Name	BABY ALEX/Callan Murray
Finish Rank	8
Fastest Section Time (Section)	0:11.11 (L400)
Top Speed [km/h] (Section)	66.4 (L600)
Race State	Finished



### Thomas Farms RC Murray Bridge SA - Professional

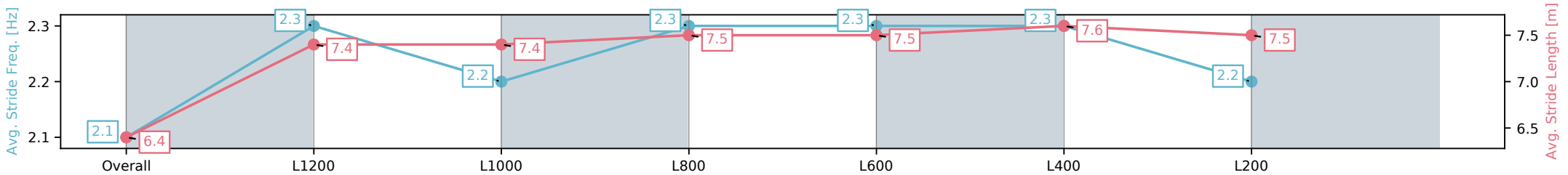
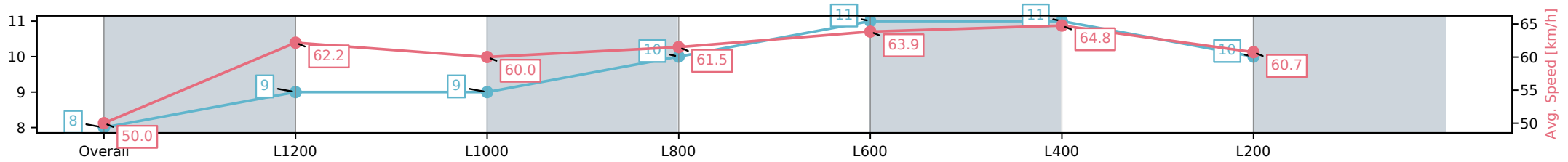
Race 9: Thomas Farms Handicap - 1400m

08 March 2025 - 5:13PM

Track Rating: Good 3, Weather: Fine, Rail Position: +3m 1200m  
Chute, True Remainder



Section	Overall	L1200	L1000	L800	L600	L400	L200
Section Times	1:24.25[8] (0:14.40)	1:09.85[9] (0:11.57)	0:58.27[9] (0:12.10)	0:46.17[10] (0:11.83)	0:34.34[11] (0:11.36)	0:22.98[11] (0:11.11)	0:11.87[10] (0:11.87)
Average Speed [km/h]	50.0	62.2	60.0	61.5	63.9	64.8	60.7
Top Speed [km/h]	63.6	64.1	61.0	62.9	66.2	66.4	63.8
Avg. Dist. to Rail [m]	1.0	0.3	1.9	1.7	2.1	6.4	7.1
Avg. Stride Freq. [Hz]	2.1	2.3	2.2	2.3	2.3	2.3	2.2
Avg. Stride Length [m]	6.4	7.4	7.4	7.5	7.5	7.6	7.5



- [ ] Ranking at each section and finish
- :-:- No data available at this section
- NA No data available

Horse/Jockey Name	EXALTED KATE/Rochelle Milnes
Finish Rank	9
Fastest Section Time (Section)	0:11.12 (L400)
Top Speed [km/h] (Section)	66.9 (L600)
Race State	Finished



### Thomas Farms RC Murray Bridge SA - Professional

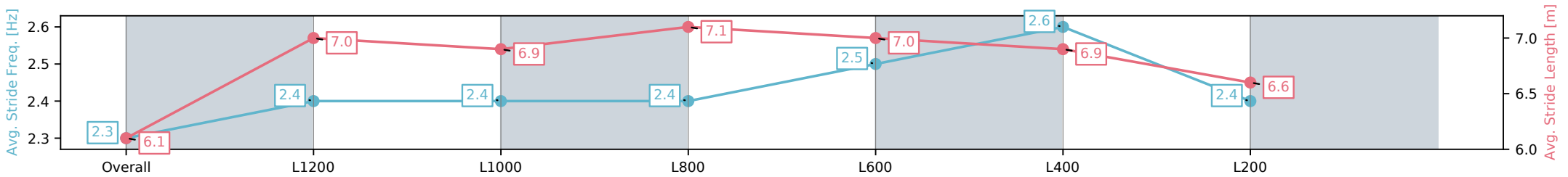
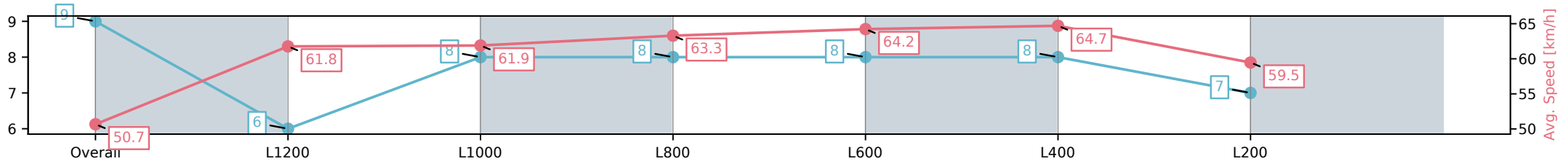
Race 9: Thomas Farms Handicap - 1400m

08 March 2025 - 5:13PM

Track Rating: Good 3, Weather: Fine, Rail Position: +3m 1200m  
Chute, True Remainder



Section	Overall	L1200	L1000	L800	L600	L400	L200
Section Times	1:24.26[9] (0:14.25)	1:10.01[6] (0:11.68)	0:58.33[8] (0:11.95)	0:46.38[8] (0:11.67)	0:34.71[8] (0:11.49)	0:23.22[8] (0:11.12)	0:12.10[7] (0:12.10)
Average Speed [km/h]	50.7	61.8	61.9	63.3	64.2	64.7	59.5
Top Speed [km/h]	62.9	63.4	62.3	63.9	66.8	66.9	62.3
Avg. Dist. to Rail [m]	10.5	4.0	5.4	4.8	5.3	10.1	12.9
Avg. Stride Freq. [Hz]	2.3	2.4	2.4	2.4	2.5	2.6	2.4
Avg. Stride Length [m]	6.1	7.0	6.9	7.1	7.0	6.9	6.6



- [ ] Ranking at each section and finish
- :-:- No data available at this section
- NA No data available

Horse/Jockey Name	ENCIPHERING/Ben Price
Finish Rank	10
Fastest Section Time (Section)	0:11.26 (L400)
Top Speed [km/h] (Section)	65.8 (L600)
Race State	Finished



Thomas Farms RC Murray Bridge SA - Professional

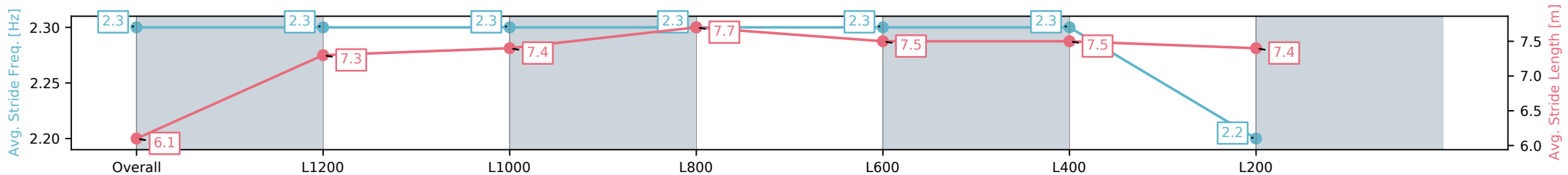
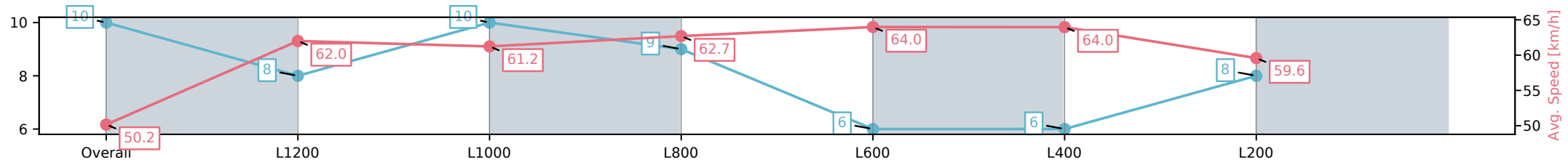
Race 9: Thomas Farms Handicap - 1400m

08 March 2025 - 5:13PM

Track Rating: Good 3, Weather: Fine, Rail Position: +3m 1200m  
Chute, True Remainder



Section	Overall	L1200	L1000	L800	L600	L400	L200
Section Times	1:24.31[10] (0:14.38)	1:09.93[8] (0:11.62)	0:58.31[10] (0:11.93)	0:46.38[9] (0:11.61)	0:34.77[6] (0:11.43)	0:23.34[6] (0:11.26)	0:12.08[8] (0:12.08)
Average Speed [km/h]	50.2	62.0	61.2	62.7	64.0	64.0	59.6
Top Speed [km/h]	63.0	63.3	62.4	63.3	65.1	65.8	62.4
Avg. Dist. to Rail [m]	6.1	3.8	2.7	2.3	3.7	6.9	9.8
Avg. Stride Freq. [Hz]	2.3	2.3	2.3	2.3	2.3	2.3	2.2
Avg. Stride Length [m]	6.1	7.3	7.4	7.7	7.5	7.5	7.4



[ ] Ranking at each section and finish  
 -:-:- No data available at this section  
 NA No data available

Horse/Jockey Name	KUSHAN KHANIVALE/Margaret Collett
Finish Rank	11
Fastest Section Time (Section)	0:11.28 (L400)
Top Speed [km/h] (Section)	65.0 (L600)
Race State	Finished



### Thomas Farms RC Murray Bridge SA - Professional

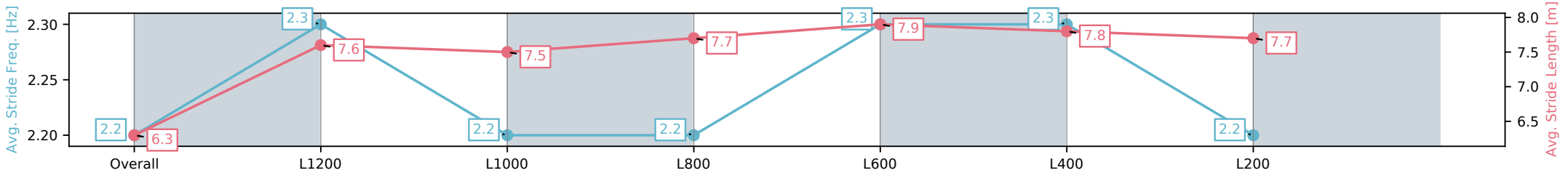
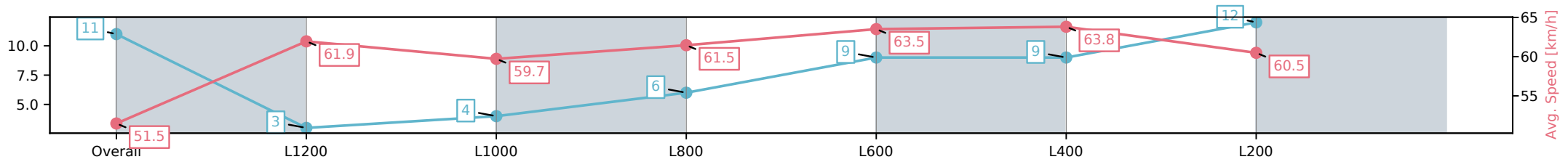
Race 9: Thomas Farms Handicap - 1400m

08 March 2025 - 5:13PM

Track Rating: Good 3, Weather: Fine, Rail Position: +3m 1200m  
Chute, True Remainder



Section	Overall	L1200	L1000	L800	L600	L400	L200
Section Times	1:24.32[11] (0:13.99)	1:10.33[3] (0:11.61)	0:58.72[4] (0:12.18)	0:46.54[6] (0:11.88)	0:34.66[9] (0:11.46)	0:23.20[9] (0:11.28)	0:11.92[12] (0:11.92)
Average Speed [km/h]	51.5	61.9	59.7	61.5	63.5	63.8	60.5
Top Speed [km/h]	63.6	63.6	60.6	62.2	64.8	65.0	62.8
Avg. Dist. to Rail [m]	2.2	1.0	1.7	2.6	2.8	3.7	3.3
Avg. Stride Freq. [Hz]	2.2	2.3	2.2	2.2	2.3	2.3	2.2
Avg. Stride Length [m]	6.3	7.6	7.5	7.7	7.9	7.8	7.7



- [ ] Ranking at each section and finish
- :-:- No data available at this section
- NA No data available

Horse/Jockey Name	FINE FUTURE/Matthew Chadwick
Finish Rank	12
Fastest Section Time (Section)	0:11.26 (L400)
Top Speed [km/h] (Section)	64.9 (L800)
Race State	Finished



### Thomas Farms RC Murray Bridge SA - Professional

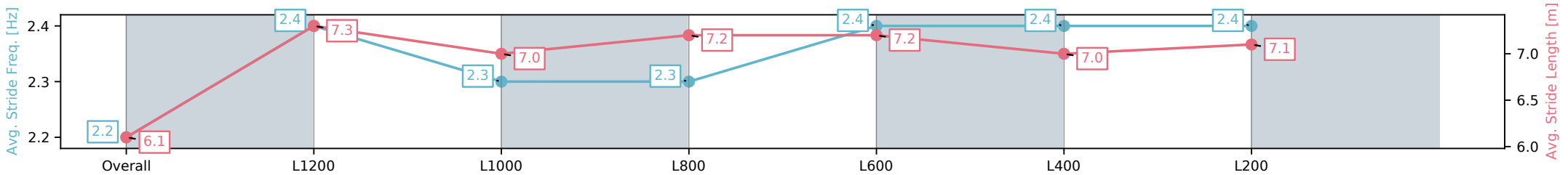
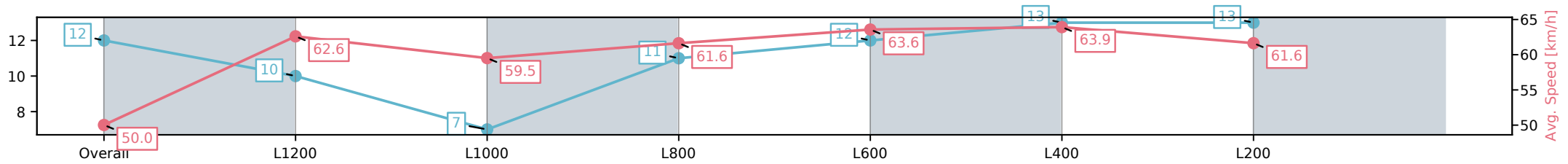
Race 9: Thomas Farms Handicap - 1400m

08 March 2025 - 5:13PM

Track Rating: Good 3, Weather: Fine, Rail Position: +3m 1200m  
Chute, True Remainder



Section	Overall	L1200	L1000	L800	L600	L400	L200
Section Times	1:24.36[12] (0:14.42)	1:09.94[10] (0:11.50)	0:58.44[7] (0:12.22)	0:46.22[11] (0:11.83)	0:34.39[12] (0:11.44)	0:22.95[13] (0:11.26)	0:11.69[13] (0:11.69)
Average Speed [km/h]	50.0	62.6	59.5	61.6	63.6	63.9	61.6
Top Speed [km/h]	63.6	64.3	60.8	62.9	64.9	64.8	62.8
Avg. Dist. to Rail [m]	0.4	0.9	2.1	2.5	2.4	3.0	5.7
Avg. Stride Freq. [Hz]	2.2	2.4	2.3	2.3	2.4	2.4	2.4
Avg. Stride Length [m]	6.1	7.3	7.0	7.0	7.2	7.0	7.1



[ ] Ranking at each section and finish  
 -:-:- No data available at this section  
 NA No data available



Horse/Jockey Name	KATIM'S CLUB/Ryan Hurdle
Finish Rank	13
Fastest Section Time (Section)	0:11.52 (L1200)
Top Speed [km/h] (Section)	64.6 (L800)
Race State	Finished



### Thomas Farms RC Murray Bridge SA - Professional

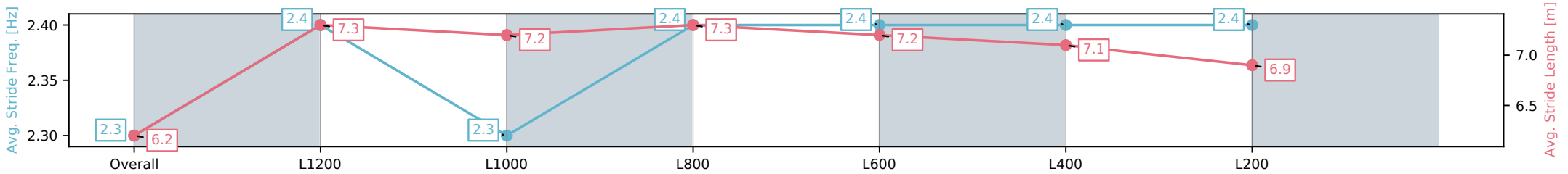
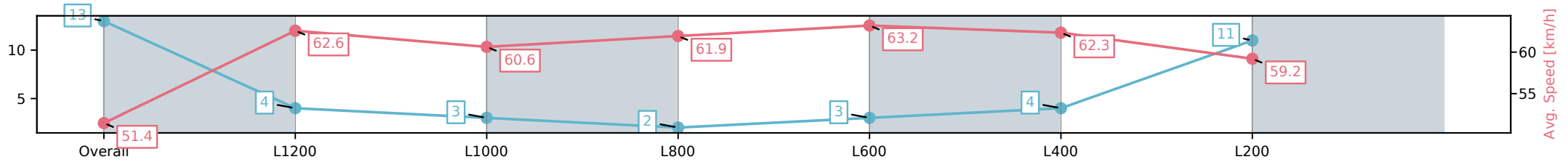
Race 9: Thomas Farms Handicap - 1400m

08 March 2025 - 5:13PM

Track Rating: Good 3, Weather: Fine, Rail Position: +3m 1200m  
Chute, True Remainder



Section	Overall	L1200	L1000	L800	L600	L400	L200
Section Times	1:24.55[13] (0:14.00)	1:10.55[4] (0:11.52)	0:59.03[3] (0:12.01)	0:47.02[2] (0:11.75)	0:35.27[3] (0:11.55)	0:23.72[4] (0:11.56)	0:12.16[11] (0:12.16)
Average Speed [km/h]	51.4	62.6	60.6	61.9	63.2	62.3	59.2
Top Speed [km/h]	63.9	64.2	61.5	63.4	64.6	64.2	62.4
Avg. Dist. to Rail [m]	7.9	2.1	2.1	2.4	3.1	3.9	3.7
Avg. Stride Freq. [Hz]	2.3	2.4	2.3	2.4	2.4	2.4	2.4
Avg. Stride Length [m]	6.2	7.3	7.2	7.3	7.2	7.1	6.9



- [ ] Ranking at each section and finish
- :-:- No data available at this section
- NA No data available