



RACINGSA

Thomas Farms RC Murray Bridge SA
Race 8: Happy 75th Phil Fitzsimmons Handicap - 1400m
08 March 2025 - 4:33PM



Murray Bridge
Racing Club

Track Rating: Good 3, Weather: Fine, Rail Position: +3m 1200m Chute, True Remainder

Section Field Times							Overall	L1200	L1000	L800	L600	L400	
							1:22.83 (0:13.44)	1:09.39 (0:11.55)	0:57.84 (0:11.98)	0:45.86 (0:11.71)	0:34.14 (0:11.21)	0:22.93 (0:11.32)	
Position	#	Horse/Jockey	Barrier	Top Speed [km/h]	Fastest Section	First 400m							Distance Travelled From Winner [m]
1	5	BAKEEL Manoel Nunes	4	68.5 600-400	0:10.61 400-200	0:25.71	1:22.83 (0:13.89)	1:08.94 [4] (0:11.82)	0:57.12 [4] (0:12.20)	0:44.92 [5] (0:11.75)	0:33.17 [4] (0:11.24)	0:21.93 [4] (0:10.61)	
2	6	TEXAN WINDSTORM Jake Toeroek	5	66.9 600-400	0:10.81 400-200	0:25.43	1:22.97 (0:13.68)	1:09.29 [3] (0:11.75)	0:57.54 [3] (0:12.16)	0:45.38 [3] (0:11.77)	0:33.61 [3] (0:11.24)	0:22.37 [3] (0:10.81)	-2
3	7	NASHO Taylor Johnstone	7	65.6 800-600	0:11.21 600-400	0:24.99	1:23.23 (0:13.44)	1:09.79 [1] (0:11.55)	0:58.24 [1] (0:11.98)	0:46.26 [1] (0:11.71)	0:34.55 [1] (0:11.21)	0:23.34 [1] (0:11.32)	-2
4	2	BAMYAN BUDDHA Ben Price	6	65.4 600-400	0:11.19 400-200	0:25.08	1:23.46 (0:13.61)	1:09.85 [2] (0:11.47)	0:58.38 [2] (0:12.09)	0:46.29 [2] (0:11.80)	0:34.49 [2] (0:11.33)	0:23.16 [2] (0:11.19)	-1
5	13	RED DATES Kayla Crowther	9	67.1 600-400	0:10.87 400-200	0:25.95	1:23.54 (0:14.44)	1:09.10 [9] (0:11.51)	0:57.59 [7] (0:12.09)	0:45.50 [6] (0:11.80)	0:33.70 [8] (0:11.35)	0:22.35 [6] (0:10.87)	+0
6	9	STARLITE VALLEY Rochelle Milnes	8	68.3 600-400	0:10.81 400-200	0:25.94	1:23.57 (0:14.28)	1:09.29 [7] (0:11.66)	0:57.63 [6] (0:12.12)	0:45.51 [7] (0:11.76)	0:33.75 [7] (0:11.43)	0:22.32 [8] (0:10.81)	+1
7	14	ANNIHILATE Felicity Atkinson	11	67.8 600-400	0:10.84 400-200	0:26.20	1:23.77 (0:14.60)	1:09.17 [10] (0:11.60)	0:57.57 [10] (0:12.08)	0:45.49 [11] (0:11.81)	0:33.68 [11] (0:11.33)	0:22.35 [10] (0:10.84)	+1
8	3	BRAVE STAR Caitlin Jones	12	66.1 600-400	0:11.02 400-200	0:26.00	1:23.88 (0:14.28)	1:09.60 [6] (0:11.72)	0:57.88 [8] (0:12.09)	0:45.79 [8] (0:11.63)	0:34.16 [6] (0:11.45)	0:22.71 [5] (0:11.02)	+4
9	4	MOTORACE Todd Pannell	2	66.4 600-400	0:11.01 400-200	0:26.02	1:23.94 (0:14.43)	1:09.51 [8] (0:11.59)	0:57.92 [9] (0:12.10)	0:45.82 [9] (0:11.85)	0:33.97 [10] (0:11.42)	0:22.55 [9] (0:11.01)	-2
10	11	POOL PONY Alana Kelly	3	65.6 1000-800	0:11.13 400-200	0:25.73	1:23.98 (0:14.08)	1:09.90 [5] (0:11.65)	0:58.25 [5] (0:12.17)	0:46.08 [4] (0:11.80)	0:34.28 [5] (0:11.53)	0:22.75 [7] (0:11.13)	+1

Scratched: Wolfburn (#1), Pearl Adios (#8), Fiasco Tess (#12)

Report Created: Sat 08 March 2025 17:23:56 GMT+11 (Note: Timing is based on positional data)

- [] Position in running at each section and finish
- #: Saddle cloth number
- :--:-- No data available at this section
- DNF Did not finish
- NA No data available
- DNT Did not track
- █ Background shading for fastest section



RACINGSA

Thomas Farms RC Murray Bridge SA

Race 8: Happy 75th Phil Fitzsimmons Handicap - 1400m

08 March 2025 - 4:33PM

Track Rating: Good 3, Weather: Fine, Rail Position: +3m 1200m Chute, True Remainder



Murray Bridge
Racing Club

Section							Overall	L1200	L1000	L800	L600	L400		
Field Times							1:22.83 (0:13.44)	1:09.39 (0:11.55)	0:57.84 (0:11.98)	0:45.86 (0:11.71)	0:34.14 (0:11.21)	0:22.93 (0:11.32)		
Position	#	Horse/Jockey	Barrier	Top Speed [km/h]	Fastest Section	First 400m								Distance Travelled From Winner [m]
11	10	BOLT BY	10	66.5	0:11.33	0:26.28	1:26.00	1:11.36 [11]	0:59.71 [11]	0:47.80 [10]	0:36.06 [9]	0:24.53 [11]		+6
		Teagan Voorham		800-600	400-200		(0:14.64)	(0:11.65)	(0:11.91)	(0:11.74)	(0:11.53)	(0:11.33)		

Scratched: Wolfburn (#1), Pearl Adios (#8), Fiasco Tess (#12)

- [] Position in running at each section and finish # Saddle cloth number
- :--:-- No data available at this section DNF Did not finish
- NA No data available DNT Did not track
- Background shading for fastest section



RACINGSA

Thomas Farms RC Murray Bridge SA
Race 8: Happy 75th Phil Fitzsimmons Handicap - 1400m
08 March 2025 - 4:33PM



Murray Bridge
Racing Club

Track Rating: Good 3, Weather: Fine, Rail Position: +3m 1200m Chute, True Remainder

Section

Field Times

L200

0:11.61

(0:11.61)

Position	#	Horse/Jockey	Barrier	Top Speed [km/h]	Fastest Section	First 400m	Margin							Distance Travelled From Winner [m]
1	5	BAKEEL Manoel Nunes	4	68.5 600-400	0:10.61 400-200	0:25.71	0:11.32 [4] (0:11.32)	1:22.83						
2	6	TEXAN WINDSTORM Jake Toeroek	5	66.9 600-400	0:10.81 400-200	0:25.43	0:11.56 [2] (0:11.56)	0.89L						-2
3	7	NASHO Taylor Johnstone	7	65.6 800-600	0:11.21 600-400	0:24.99	0:12.02 [1] (0:12.02)	2.46L						-2
4	2	BAMYAN BUDDHA Ben Price	6	65.4 600-400	0:11.19 400-200	0:25.08	0:11.97 [3] (0:11.97)	3.88L						-1
5	13	RED DATES Kayla Crowther	9	67.1 600-400	0:10.87 400-200	0:25.95	0:11.48 [6] (0:11.48)	4.36L						+0
6	9	STARLITE VALLEY Rochelle Milnes	8	68.3 600-400	0:10.81 400-200	0:25.94	0:11.51 [5] (0:11.51)	4.56L						+1
7	14	ANNIHILATE Felicity Atkinson	11	67.8 600-400	0:10.84 400-200	0:26.20	0:11.51 [8] (0:11.51)	5.77L						+1
8	3	BRAVE STAR Caitlin Jones	12	66.1 600-400	0:11.02 400-200	0:26.00	0:11.69 [7] (0:11.69)	6.4L						+4
9	4	MOTORACE Todd Pannell	2	66.4 600-400	0:11.01 400-200	0:26.02	0:11.54 [10] (0:11.54)	6.77L						-2
10	11	POOL PONY Alana Kelly	3	65.6 1000-800	0:11.13 400-200	0:25.73	0:11.62 [9] (0:11.62)	7.03L						+1

Scratched: Wolfburn (#1), Pearl Adios (#8), Fiasco Tess (#12)

Report Created: Sat 08 March 2025 17:23:56 GMT+11 (Note: Timing is based on positional data)

- [] Position in running at each section and finish
- #: Saddle cloth number
- :--- No data available at this section
- DNF Did not finish
- NA No data available
- DNT Did not track
- █ Background shading for fastest section



RACINGSA

Thomas Farms RC Murray Bridge SA
Race 8: Happy 75th Phil Fitzsimmons Handicap - 1400m
08 March 2025 - 4:33PM



Murray Bridge
Racing Club

Track Rating: Good 3, Weather: Fine, Rail Position: +3m 1200m Chute, True Remainder

Section

Field Times

L200

0:11.61

(0:11.61)

Position	#	Horse/Jockey	Barrier	Top Speed [km/h]	Fastest Section	First 400m	Margin							Distance Travelled From Winner [m]	
11	10	BOLT BY	10	66.5	0:11.33	0:26.28	0:13.20 [11]	19.35L							+6
		Teagan Voorham		800-600	400-200		(0:13.20)								

Scratched: Wolfburn (#1), Pearl Adios (#8), Fiasco Tess (#12)

- [] Position in running at each section and finish # Saddle cloth number
- :--:-- No data available at this section DNF Did not finish
- NA No data available DNT Did not track
- Background shading for fastest section

Horse/Jockey Name	BAKEEL/Manoel Nunes
Finish Rank	1
Fastest Section Time (Section)	0:10.61 (L400)
Top Speed [km/h] (Section)	68.5 (L600)
Race State	Finished



Thomas Farms RC Murray Bridge SA - Professional

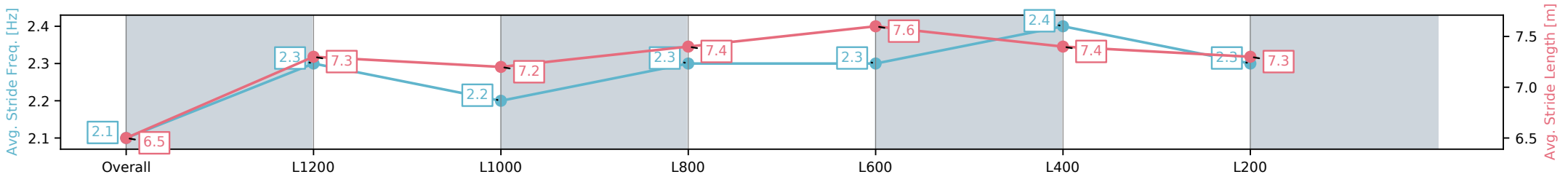
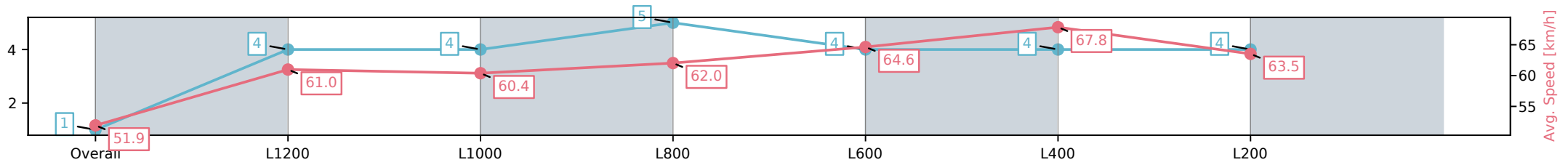
Race 8: Happy 75th Phil Fitzsimmons Handicap - 1400m

08 March 2025 - 4:33PM

Track Rating: Good 3, Weather: Fine, Rail Position: +3m 1200m
Chute, True Remainder



Section	Overall	L1200	L1000	L800	L600	L400	L200
Section Times	1:22.83[1] (0:13.89)	1:08.94[4] (0:11.82)	0:57.12[4] (0:12.20)	0:44.92[5] (0:11.75)	0:33.17[4] (0:11.24)	0:21.93[4] (0:10.61)	0:11.32[4] (0:11.32)
Average Speed [km/h]	51.9	61.0	60.4	62.0	64.6	67.8	63.5
Top Speed [km/h]	62.8	62.5	60.9	64.2	66.6	68.5	67.7
Avg. Dist. to Rail [m]	2.9	2.1	4.2	3.0	2.1	7.1	8.7
Avg. Stride Freq. [Hz]	2.1	2.3	2.2	2.3	2.3	2.4	2.3
Avg. Stride Length [m]	6.5	7.3	7.2	7.4	7.6	7.4	7.3



- [] Ranking at each section and finish
- :-:- No data available at this section
- NA No data available

Horse/Jockey Name	TEXAN WINDSTORM/Jake Toeroek
Finish Rank	2
Fastest Section Time (Section)	0:10.81 (L400)
Top Speed [km/h] (Section)	66.9 (L600)
Race State	Finished



Thomas Farms RC Murray Bridge SA - Professional

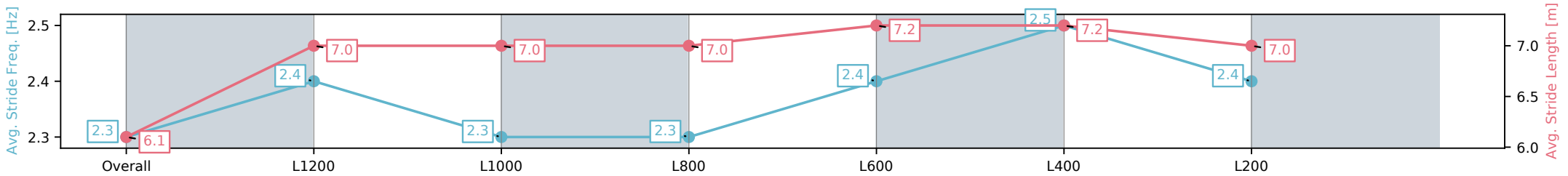
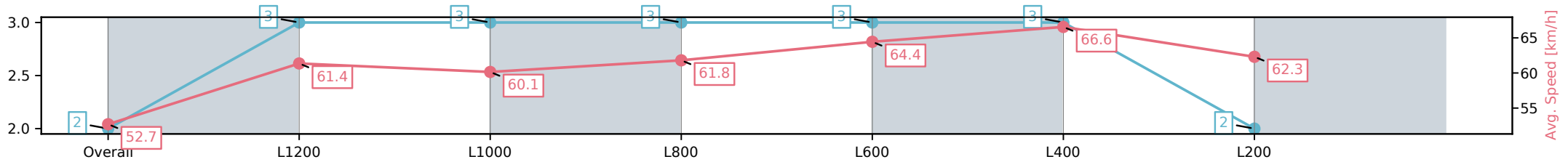
Race 8: Happy 75th Phil Fitzsimmons Handicap - 1400m

08 March 2025 - 4:33PM

Track Rating: Good 3, Weather: Fine, Rail Position: +3m 1200m
Chute, True Remainder



Section	Overall	L1200	L1000	L800	L600	L400	L200
Section Times	1:22.97[2] (0:13.68)	1:09.29[3] (0:11.75)	0:57.54[3] (0:12.16)	0:45.38[3] (0:11.77)	0:33.61[3] (0:11.24)	0:22.37[3] (0:10.81)	0:11.56[2] (0:11.56)
Average Speed [km/h]	52.7	61.4	60.1	61.8	64.4	66.6	62.3
Top Speed [km/h]	62.4	62.6	60.8	63.6	66.3	66.9	66.1
Avg. Dist. to Rail [m]	3.4	2.0	2.9	2.2	1.6	5.1	5.6
Avg. Stride Freq. [Hz]	2.3	2.4	2.3	2.3	2.4	2.5	2.4
Avg. Stride Length [m]	6.1	7.0	7.0	7.0	7.0	7.2	7.0



- [] Ranking at each section and finish
- :-:- No data available at this section
- NA No data available

Horse/Jockey Name	NASHO/Taylor Johnstone
Finish Rank	3
Fastest Section Time (Section)	0:11.21 (L600)
Top Speed [km/h] (Section)	65.6 (L800)
Race State	Finished



Thomas Farms RC Murray Bridge SA - Professional

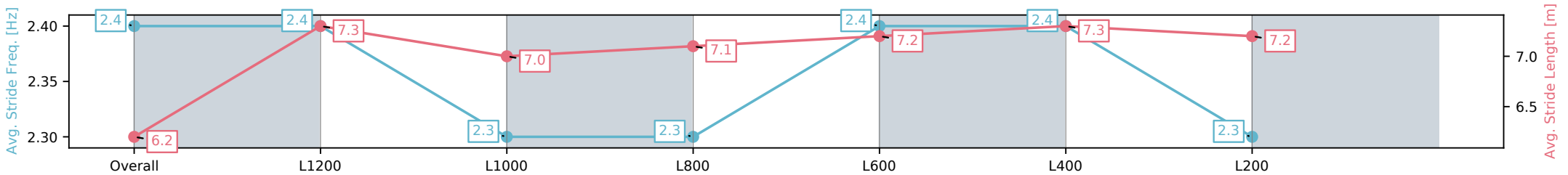
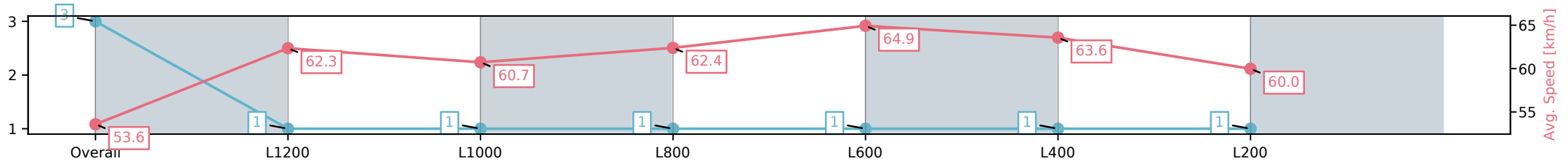
Race 8: Happy 75th Phil Fitzsimmons Handicap - 1400m

08 March 2025 - 4:33PM

Track Rating: Good 3, Weather: Fine, Rail Position: +3m 1200m
Chute, True Remainder



Section	Overall	L1200	L1000	L800	L600	L400	L200
Section Times	1:23.23[3] (0:13.44)	1:09.79[1] (0:11.55)	0:58.24[1] (0:11.98)	0:46.26[1] (0:11.71)	0:34.55[1] (0:11.21)	0:23.34[1] (0:11.32)	0:12.02[1] (0:12.02)
Average Speed [km/h]	53.6	62.3	60.7	62.4	64.9	63.6	60.0
Top Speed [km/h]	65.0	64.9	62.2	64.4	65.6	65.6	62.9
Avg. Dist. to Rail [m]	4.2	0.5	2.2	2.7	2.5	4.0	5.6
Avg. Stride Freq. [Hz]	2.4	2.4	2.3	2.3	2.4	2.4	2.3
Avg. Stride Length [m]	6.2	7.3	7.0	7.1	7.2	7.3	7.2



- [] Ranking at each section and finish
- :-:- No data available at this section
- NA No data available

Horse/Jockey Name	BAMYAN BUDDHA/Ben Price
Finish Rank	4
Fastest Section Time (Section)	0:11.19 (L400)
Top Speed [km/h] (Section)	65.4 (L600)
Race State	Finished



Thomas Farms RC Murray Bridge SA - Professional

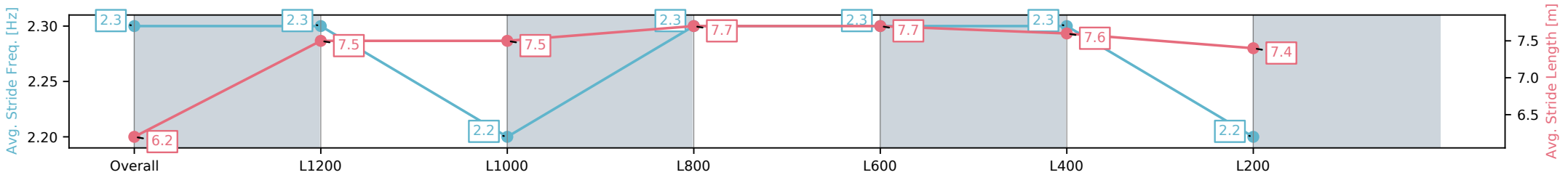
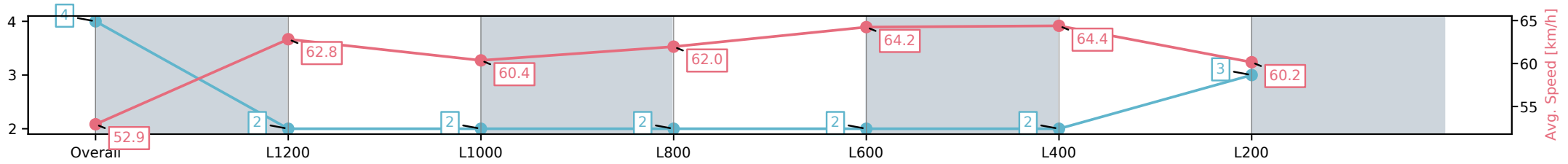
Race 8: Happy 75th Phil Fitzsimmons Handicap - 1400m

08 March 2025 - 4:33PM

Track Rating: Good 3, Weather: Fine, Rail Position: +3m 1200m
Chute, True Remainder



Section	Overall	L1200	L1000	L800	L600	L400	L200
Section Times	1:23.46[4] (0:13.61)	1:09.85[2] (0:11.47)	0:58.38[2] (0:12.09)	0:46.29[2] (0:11.80)	0:34.49[2] (0:11.33)	0:23.16[2] (0:11.19)	0:11.97[3] (0:11.97)
Average Speed [km/h]	52.9	62.8	60.4	62.0	64.2	64.4	60.2
Top Speed [km/h]	63.0	64.0	61.4	64.4	64.8	65.4	63.0
Avg. Dist. to Rail [m]	4.0	1.4	2.6	2.9	2.9	6.2	8.5
Avg. Stride Freq. [Hz]	2.3	2.3	2.2	2.3	2.3	2.3	2.2
Avg. Stride Length [m]	6.2	7.5	7.5	7.7	7.7	7.6	7.4



- [] Ranking at each section and finish
- :-:- No data available at this section
- NA No data available

Horse/Jockey Name	RED DATES/Kayla Crowther
Finish Rank	5
Fastest Section Time (Section)	0:10.87 (L400)
Top Speed [km/h] (Section)	67.1 (L600)
Race State	Finished



Thomas Farms RC Murray Bridge SA - Professional

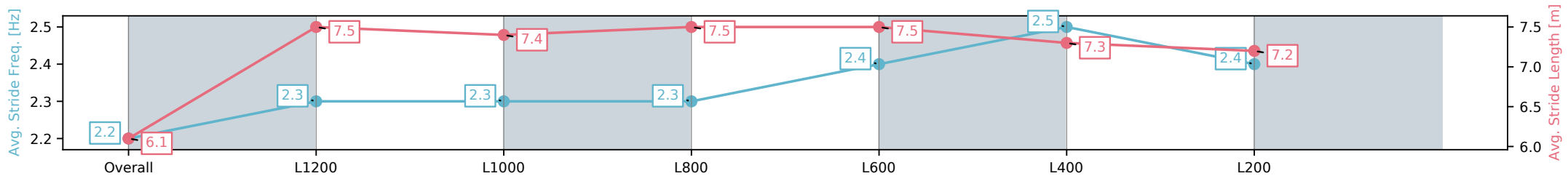
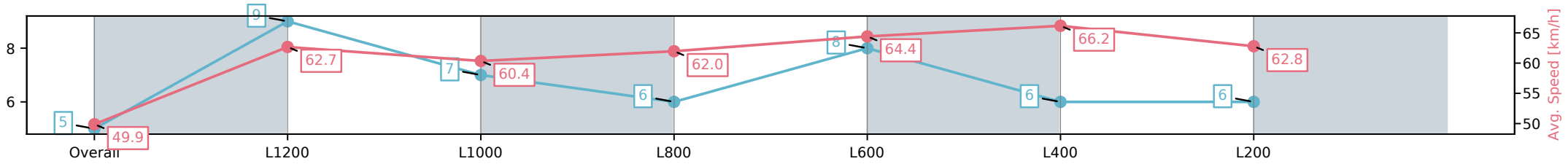
Race 8: Happy 75th Phil Fitzsimmons Handicap - 1400m

08 March 2025 - 4:33PM

Track Rating: Good 3, Weather: Fine, Rail Position: +3m 1200m
Chute, True Remainder



Section	Overall	L1200	L1000	L800	L600	L400	L200
Section Times	1:23.54[5] (0:14.44)	1:09.10[9] (0:11.51)	0:57.59[7] (0:12.09)	0:45.50[6] (0:11.80)	0:33.70[8] (0:11.35)	0:22.35[6] (0:10.87)	0:11.48[6] (0:11.48)
Average Speed [km/h]	49.9	62.7	60.4	62.0	64.4	66.2	62.8
Top Speed [km/h]	62.5	63.5	61.3	63.6	65.8	67.1	65.0
Avg. Dist. to Rail [m]	5.8	2.0	2.6	2.8	3.9	7.1	7.1
Avg. Stride Freq. [Hz]	2.2	2.3	2.3	2.3	2.4	2.5	2.4
Avg. Stride Length [m]	6.1	7.5	7.4	7.4	7.5	7.3	7.2



- [] Ranking at each section and finish
- :-:- No data available at this section
- NA No data available

Horse/Jockey Name	STARLITE VALLEY/Rochelle Milnes
Finish Rank	6
Fastest Section Time (Section)	0:10.81 (L400)
Top Speed [km/h] (Section)	68.3 (L600)
Race State	Finished



Thomas Farms RC Murray Bridge SA - Professional

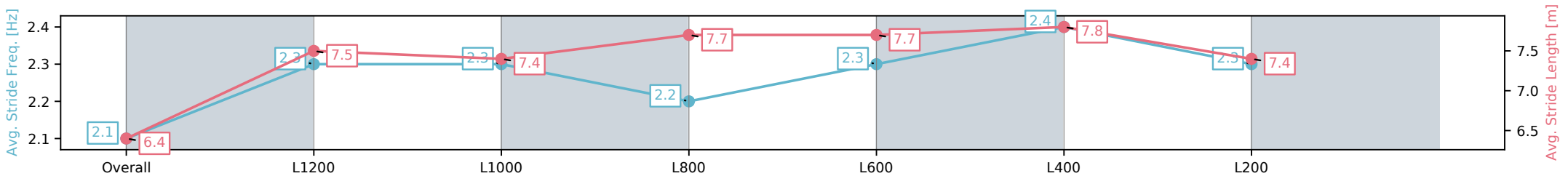
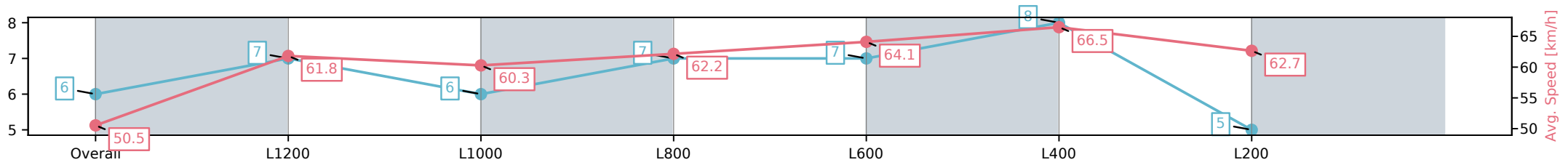
Race 8: Happy 75th Phil Fitzsimmons Handicap - 1400m

08 March 2025 - 4:33PM

Track Rating: Good 3, Weather: Fine, Rail Position: +3m 1200m
Chute, True Remainder



Section	Overall	L1200	L1000	L800	L600	L400	L200
Section Times	1:23.57[6] (0:14.28)	1:09.29[7] (0:11.66)	0:57.63[6] (0:12.12)	0:45.51[7] (0:11.76)	0:33.75[7] (0:11.43)	0:22.32[8] (0:10.81)	0:11.51[5] (0:11.51)
Average Speed [km/h]	50.5	61.8	60.3	62.2	64.1	66.5	62.7
Top Speed [km/h]	63.0	63.5	61.1	63.5	65.5	68.3	65.8
Avg. Dist. to Rail [m]	4.7	2.4	2.7	3.1	4.0	8.8	9.7
Avg. Stride Freq. [Hz]	2.1	2.3	2.3	2.2	2.3	2.4	2.3
Avg. Stride Length [m]	6.4	7.5	7.4	7.7	7.7	7.8	7.4



[] Ranking at each section and finish
 -:-:- No data available at this section
 NA No data available

Horse/Jockey Name	ANNIHILATE/Felicity Atkinson
Finish Rank	7
Fastest Section Time (Section)	0:10.84 (L400)
Top Speed [km/h] (Section)	67.8 (L600)
Race State	Finished



Thomas Farms RC Murray Bridge SA - Professional

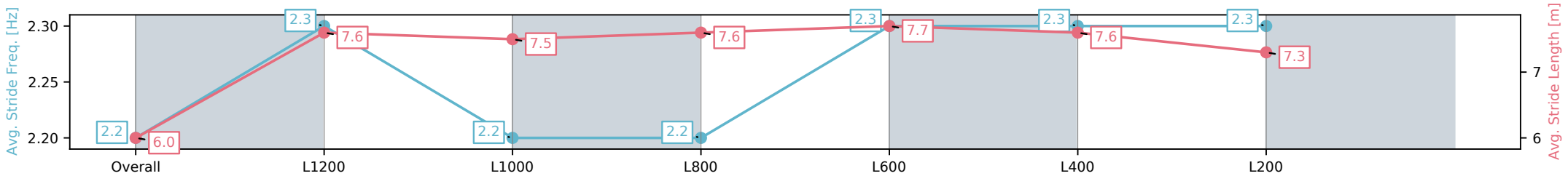
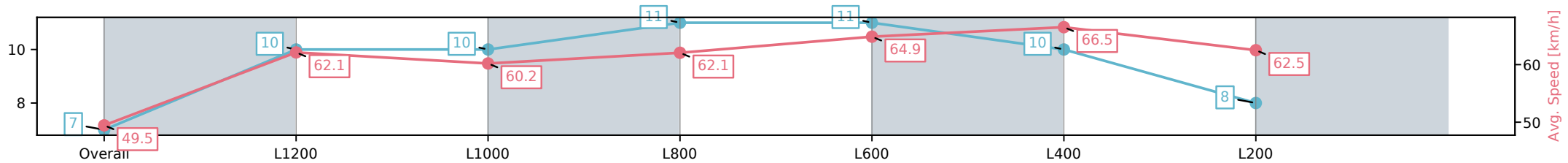
Race 8: Happy 75th Phil Fitzsimmons Handicap - 1400m

08 March 2025 - 4:33PM

Track Rating: Good 3, Weather: Fine, Rail Position: +3m 1200m Chute, True Remainder



Section	Overall	L1200	L1000	L800	L600	L400	L200
Section Times	1:23.77[7] (0:14.60)	1:09.17[10] (0:11.60)	0:57.57[10] (0:12.08)	0:45.49[11] (0:11.81)	0:33.68[11] (0:11.33)	0:22.35[10] (0:10.84)	0:11.51[8] (0:11.51)
Average Speed [km/h]	49.5	62.1	60.2	62.1	64.9	66.5	62.5
Top Speed [km/h]	64.3	63.4	61.3	65.0	67.8	67.8	64.8
Avg. Dist. to Rail [m]	5.9	0.6	2.2	3.4	4.8	5.5	5.7
Avg. Stride Freq. [Hz]	2.2	2.3	2.2	2.2	2.3	2.3	2.3
Avg. Stride Length [m]	6.0	7.6	7.5	7.6	7.7	7.6	7.3



[] Ranking at each section and finish
 -:-:- No data available at this section
 NA No data available

Horse/Jockey Name	BRAVE STAR/Caitlin Jones
Finish Rank	8
Fastest Section Time (Section)	0:11.02 (L400)
Top Speed [km/h] (Section)	66.1 (L600)
Race State	Finished



Thomas Farms RC Murray Bridge SA - Professional

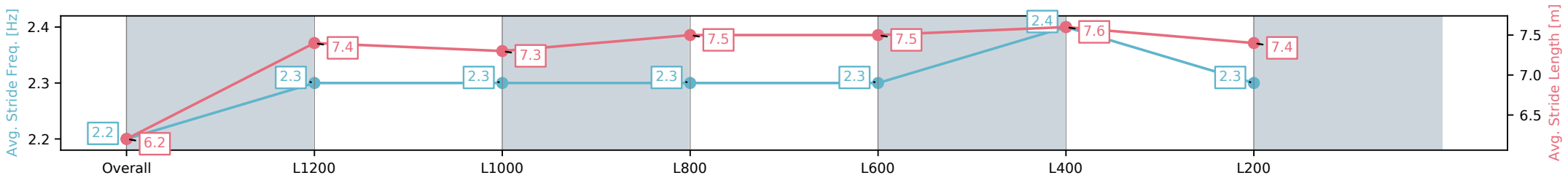
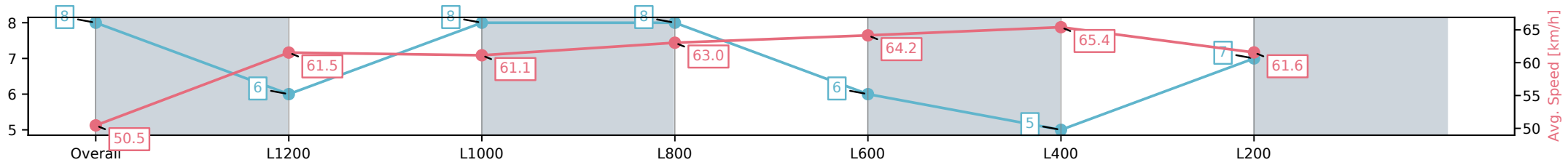
Race 8: Happy 75th Phil Fitzsimmons Handicap - 1400m

08 March 2025 - 4:33PM

Track Rating: Good 3, Weather: Fine, Rail Position: +3m 1200m
Chute, True Remainder



Section	Overall	L1200	L1000	L800	L600	L400	L200
Section Times	1:23.88[8] (0:14.28)	1:09.60[6] (0:11.72)	0:57.88[8] (0:12.09)	0:45.79[8] (0:11.63)	0:34.16[6] (0:11.45)	0:22.71[5] (0:11.02)	0:11.69[7] (0:11.69)
Average Speed [km/h]	50.5	61.5	61.1	63.0	64.2	65.4	61.6
Top Speed [km/h]	62.6	62.5	63.6	63.8	66.1	66.1	64.4
Avg. Dist. to Rail [m]	7.7	3.3	4.7	3.8	5.0	8.5	8.7
Avg. Stride Freq. [Hz]	2.2	2.3	2.3	2.3	2.3	2.4	2.3
Avg. Stride Length [m]	6.2	7.4	7.3	7.5	7.5	7.6	7.4



[] Ranking at each section and finish
 -:-:- No data available at this section
 NA No data available

Horse/Jockey Name	MOTORACE/Todd Pannell
Finish Rank	9
Fastest Section Time (Section)	0:11.01 (L400)
Top Speed [km/h] (Section)	66.4 (L600)
Race State	Finished



Thomas Farms RC Murray Bridge SA - Professional

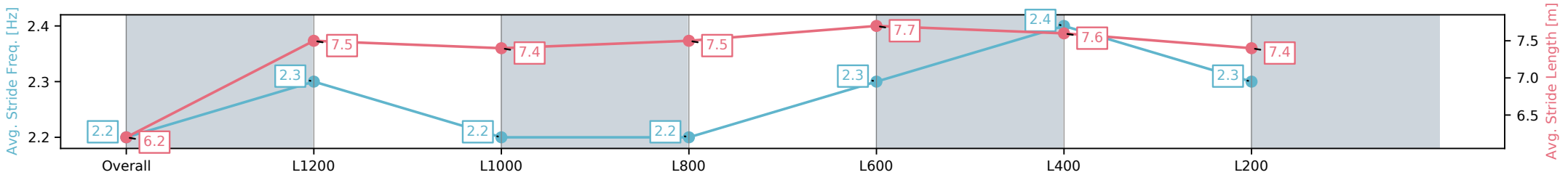
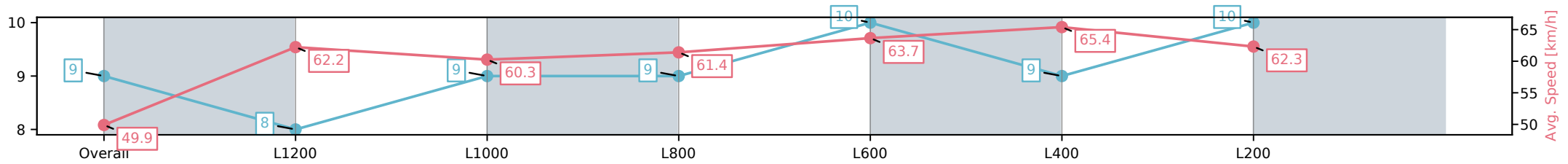
Race 8: Happy 75th Phil Fitzsimmons Handicap - 1400m

08 March 2025 - 4:33PM

Track Rating: Good 3, Weather: Fine, Rail Position: +3m 1200m Chute, True Remainder



Section	Overall	L1200	L1000	L800	L600	L400	L200
Section Times	1:23.94[9] (0:14.43)	1:09.51[8] (0:11.59)	0:57.92[9] (0:12.10)	0:45.82[9] (0:11.85)	0:33.97[10] (0:11.42)	0:22.55[9] (0:11.01)	0:11.54[10] (0:11.54)
Average Speed [km/h]	49.9	62.2	60.3	61.4	63.7	65.4	62.3
Top Speed [km/h]	62.2	63.1	61.0	63.1	65.7	66.4	64.2
Avg. Dist. to Rail [m]	2.0	1.6	2.2	2.2	2.3	2.8	2.8
Avg. Stride Freq. [Hz]	2.2	2.3	2.2	2.2	2.3	2.4	2.3
Avg. Stride Length [m]	6.2	7.5	7.4	7.4	7.5	7.7	7.4



[] Ranking at each section and finish
 -:-:- No data available at this section
 NA No data available

Horse/Jockey Name	POOL PONY/Alana Kelly
Finish Rank	10
Fastest Section Time (Section)	0:11.13 (L400)
Top Speed [km/h] (Section)	65.6 (L1000)
Race State	Finished



Thomas Farms RC Murray Bridge SA - Professional

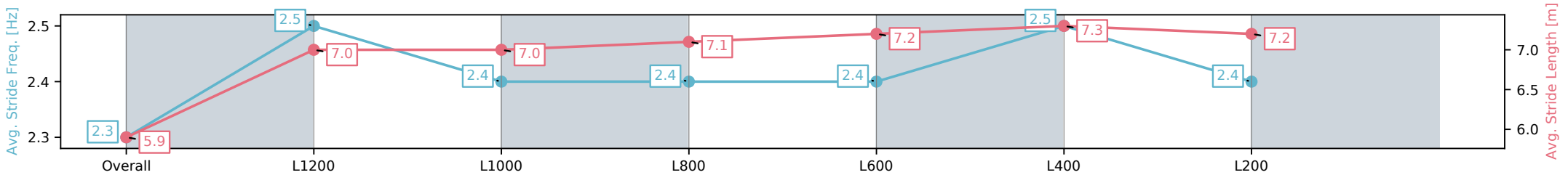
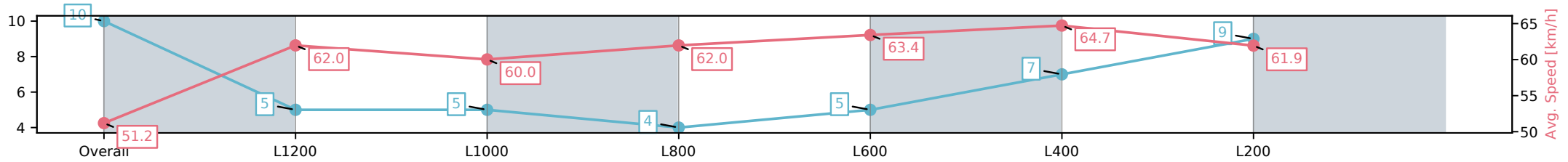
Race 8: Happy 75th Phil Fitzsimmons Handicap - 1400m

08 March 2025 - 4:33PM

Track Rating: Good 3, Weather: Fine, Rail Position: +3m 1200m Chute, True Remainder



Section	Overall	L1200	L1000	L800	L600	L400	L200
Section Times	1:23.98[10] (0:14.08)	1:09.90[5] (0:11.65)	0:58.25[5] (0:12.17)	0:46.08[4] (0:11.80)	0:34.28[5] (0:11.53)	0:22.75[7] (0:11.13)	0:11.62[9] (0:11.62)
Average Speed [km/h]	51.2	62.0	60.0	62.0	63.4	64.7	61.9
Top Speed [km/h]	63.4	63.7	61.9	65.6	64.7	65.1	63.8
Avg. Dist. to Rail [m]	2.4	1.8	3.2	3.1	3.4	4.5	4.3
Avg. Stride Freq. [Hz]	2.3	2.5	2.4	2.4	2.4	2.5	2.4
Avg. Stride Length [m]	5.9	7.0	7.0	7.1	7.2	7.3	7.2



- [] Ranking at each section and finish
- :-:- No data available at this section
- NA No data available

Horse/Jockey Name	BOLT BY/Teagan Voorham
Finish Rank	11
Fastest Section Time (Section)	0:11.33 (L400)
Top Speed [km/h] (Section)	66.5 (L800)
Race State	Finished



Thomas Farms RC Murray Bridge SA - Professional

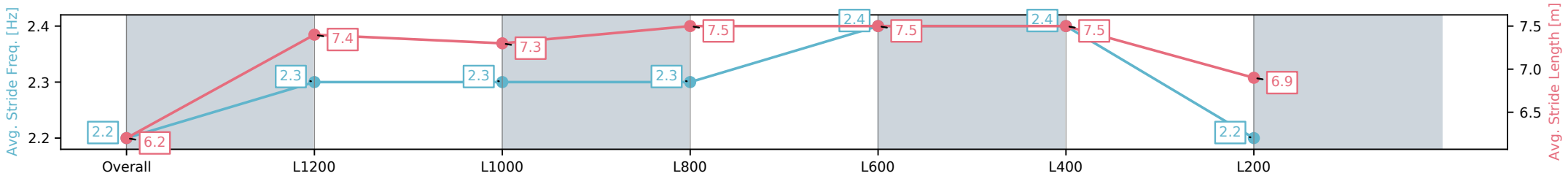
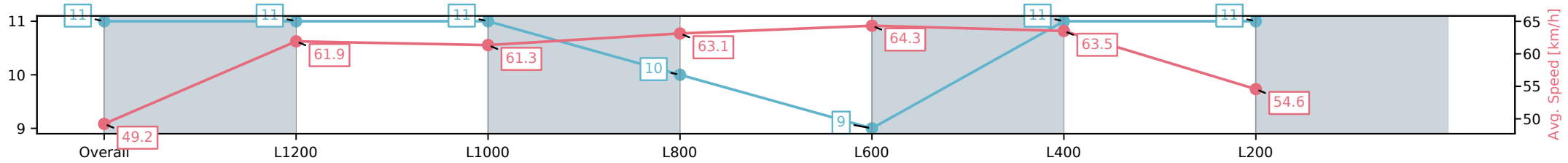
Race 8: Happy 75th Phil Fitzsimmons Handicap - 1400m

08 March 2025 - 4:33PM

Track Rating: Good 3, Weather: Fine, Rail Position: +3m 1200m
Chute, True Remainder



Section	Overall	L1200	L1000	L800	L600	L400	L200
Section Times	1:26.00[11] (0:14.64)	1:11.36[11] (0:11.65)	0:59.71[11] (0:11.91)	0:47.80[10] (0:11.74)	0:36.06[9] (0:11.53)	0:24.53[11] (0:11.33)	0:13.20[11] (0:13.20)
Average Speed [km/h]	49.2	61.9	61.3	63.1	64.3	63.5	54.6
Top Speed [km/h]	60.8	63.2	63.0	64.3	66.5	65.2	60.7
Avg. Dist. to Rail [m]	5.4	1.5	3.1	5.7	6.7	9.9	10.2
Avg. Stride Freq. [Hz]	2.2	2.3	2.3	2.3	2.4	2.4	2.2
Avg. Stride Length [m]	6.2	7.4	7.3	7.5	7.5	7.5	6.9



[] Ranking at each section and finish
 -:-:- No data available at this section
 NA No data available