



RACINGSA

Thomas Farms RC Murray Bridge SA Race 7: Magic Millions SA 3 & 4YO Classic - 1200m

08 March 2025 - 3:52PM



Murray Bridge
Racing Club

Track Rating: Good 3, Weather: Fine, Rail Position: +3m 1200m Chute, True Remainder

Section Field Times		Overall	L1000	L800	L600	L400	L200							
		1:09.06 (0:13.76)	0:55.30 (0:10.98)	0:44.32 (0:11.16)	0:33.16 (0:11.16)	0:22.00 (0:10.65)	0:11.35 (0:11.35)							
Position	#	Horse/Jockey	Barrier	Top Speed [km/h]	Fastest Section	First 400m	Overall	L1000	L800	L600	L400	L200	Margin	Distance Travelled From Winner [m]
1	10	SHADY THINKER Jason Holder	10	69.3 600-400	0:10.56 400-200	0:25.08	1:09.06 (0:13.93)	0:55.13 [5] (0:11.15)	0:43.98 [4] (0:11.09)	0:32.89 [4] (0:11.12)	0:21.77 [4] (0:10.56)	0:11.21 [3] (0:11.21)	1:09.06	
2	2	OVERSTRIKE Todd Pannell	6	69.2 600-400	0:10.65 400-200	0:24.74	1:09.26 (0:13.86)	0:55.40 [2] (0:10.88)	0:44.52 [1] (0:11.16)	0:33.36 [1] (0:11.16)	0:22.20 [1] (0:10.65)	0:11.55 [1] (0:11.55)	1.27L	-6
3	11	TRIPOD TERROR Kayla Crowther	2	69.4 600-400	0:10.62 400-200	0:24.87	1:09.32 (0:13.76)	0:55.56 [1] (0:11.11)	0:44.45 [2] (0:11.12)	0:33.33 [2] (0:11.21)	0:22.12 [3] (0:10.62)	0:11.50 [2] (0:11.50)	1.66L	-4
4	3	GIVE SOME LIP Ben Price	11	68.8 600-400	0:10.61 400-200	0:25.17	1:09.34 (0:14.08)	0:55.26 [8] (0:11.09)	0:44.17 [6] (0:11.05)	0:33.12 [5] (0:11.08)	0:22.04 [5] (0:10.61)	0:11.43 [4] (0:11.43)	1.77L	-1
5	1	SURPRISE COMING Jake Toeroek	9	69.0 600-400	0:10.51 400-200	0:25.44	1:09.35 (0:14.28)	0:55.07 [11] (0:11.16)	0:43.91 [11] (0:11.09)	0:32.82 [11] (0:11.15)	0:21.67 [11] (0:10.51)	0:11.16 [8] (0:11.16)	1.86L	-2
6	7	DANCING STORM Manoel Nunes	1	67.9 600-400	0:10.84 400-200	0:24.99	1:09.44 (0:13.87)	0:55.57 [4] (0:11.12)	0:44.45 [3] (0:11.05)	0:33.40 [3] (0:11.13)	0:22.27 [2] (0:10.84)	0:11.43 [5] (0:11.43)	2.42L	-9
7	8	MESROUR Alana Livesey	8	69.4 800-600	0:10.67 400-200	0:25.33	1:09.82 (0:14.08)	0:55.74 [10] (0:11.25)	0:44.49 [8] (0:11.10)	0:33.39 [10] (0:11.09)	0:22.30 [9] (0:10.67)	0:11.63 [7] (0:11.63)	4.91L	+1
8	4	THE JOURNO Jacob Opperman	7	69.0 600-400	0:10.68 400-200	0:25.37	1:09.85 (0:14.08)	0:55.77 [9] (0:11.28)	0:44.48 [10] (0:11.04)	0:33.44 [9] (0:11.16)	0:22.28 [10] (0:10.68)	0:11.60 [10] (0:11.60)	5.11L	-5
9	9	TAKING OMAHA Taylor Johnstone	5	68.5 600-400	0:10.71 400-200	0:25.23	1:09.85 (0:13.96)	0:55.89 [6] (0:11.27)	0:44.62 [7] (0:11.08)	0:33.54 [6] (0:11.17)	0:22.37 [7] (0:10.71)	0:11.66 [6] (0:11.66)	5.13L	-3
10	5	MINE ALL MINE Connor Murtagh	3	68.4 600-400	0:10.74 400-200	0:25.16	1:10.11 (0:13.87)	0:56.24 [3] (0:11.28)	0:44.95 [5] (0:11.17)	0:33.78 [7] (0:11.16)	0:22.62 [8] (0:10.74)	0:11.88 [9] (0:11.88)	6.79L	-6

Scratched: Meh Keffi (#12)

- [] Position in running at each section and finish
- #: Saddle cloth number
- :--:-- No data available at this section
- DNF Did not finish
- NA No data available
- DNT Did not track
- █ Background shading for fastest section



RACINGSA

Thomas Farms RC Murray Bridge SA Race 7: Magic Millions SA 3 & 4YO Classic - 1200m

08 March 2025 - 3:52PM

Track Rating: Good 3, Weather: Fine, Rail Position: +3m 1200m Chute, True Remainder



Murray Bridge
Racing Club

Section							Overall	L1000	L800	L600	L400	L200		
Field Times							1:09.06 (0:13.76)	0:55.30 (0:10.98)	0:44.32 (0:11.16)	0:33.16 (0:11.16)	0:22.00 (0:10.65)	0:11.35 (0:11.35)	Margin	Distance Travelled From Winner [m]
Position	#	Horse/Jockey	Barrier	Top Speed [km/h]	Fastest Section	First 400m								
11	6	DODD	4	67.0	0:10.92	0:25.33	1:10.32	0:56.29 [7]	0:44.99 [9]	0:33.95 [8]	0:22.87 [6]	0:11.95 [11]	8.14L	-6
		Alana Kelly		600-400	400-200		(0:14.03)	(0:11.30)	(0:11.04)	(0:11.08)	(0:10.92)	(0:11.95)		

Scratched: Meh Keffi (#12)

- [] Position in running at each section and finish # Saddle cloth number
- :-:-- No data available at this section DNF Did not finish
- NA No data available DNT Did not track
- Background shading for fastest section

Horse/Jockey Name	SHADY THINKER/Jason Holder
Finish Rank	1
Fastest Section Time (Section)	0:10.56 (L400)
Top Speed [km/h] (Section)	69.3 (L600)
Race State	Finished



Thomas Farms RC Murray Bridge SA - Professional

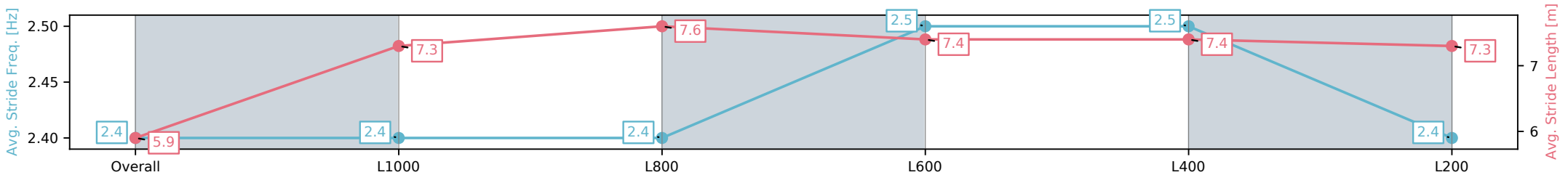
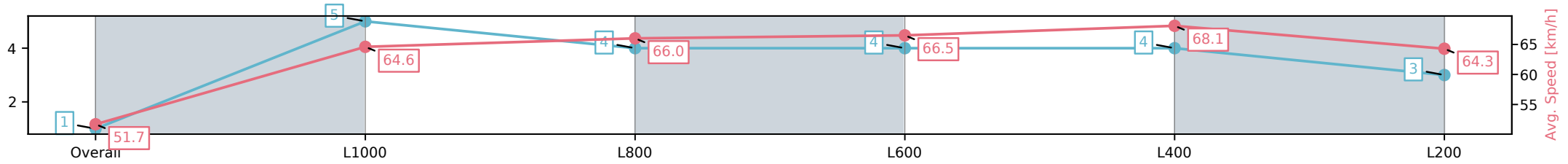
Race 7: Magic Millions SA 3 & 4YO Classic - 1200m

08 March 2025 - 3:52PM

Track Rating: Good 3, Weather: Fine, Rail Position: +3m 1200m
Chute, True Remainder



Section	Overall	L1000	L800	L600	L400	L200
Section Times	1:09.06[1] (0:13.93)	0:55.13[5] (0:11.15)	0:43.98[4] (0:11.09)	0:32.89[4] (0:11.12)	0:21.77[4] (0:10.56)	0:11.21[3] (0:11.21)
Average Speed [km/h]	51.7	64.6	66.0	66.5	68.1	64.3
Top Speed [km/h]	64.9	66.1	66.9	68.3	69.3	66.6
Avg. Dist. to Rail [m]	4.2	3.7	5.6	6.3	8.9	8.7
Avg. Stride Freq. [Hz]	2.4	2.4	2.4	2.5	2.5	2.4
Avg. Stride Length [m]	5.9	7.3	7.6	7.4	7.4	7.3



- [] Ranking at each section and finish
- :-:- No data available at this section
- NA No data available

Horse/Jockey Name	OVERSTRIKE/Todd Pannell
Finish Rank	2
Fastest Section Time (Section)	0:10.65 (L400)
Top Speed [km/h] (Section)	69.2 (L600)
Race State	Finished



Thomas Farms RC Murray Bridge SA - Professional

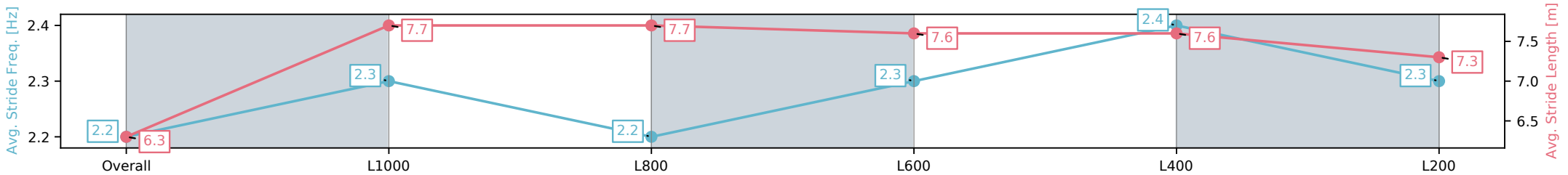
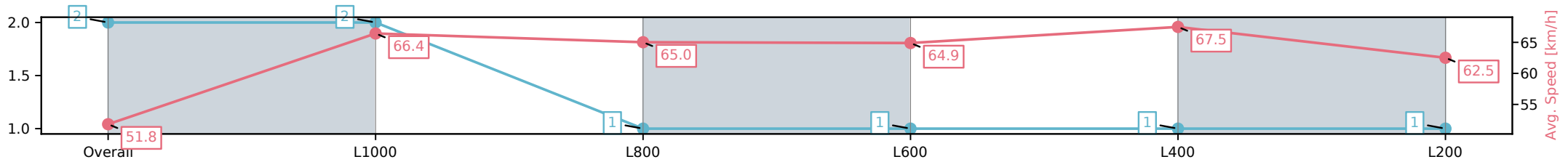
Race 7: Magic Millions SA 3 & 4YO Classic - 1200m

08 March 2025 - 3:52PM

Track Rating: Good 3, Weather: Fine, Rail Position: +3m 1200m
Chute, True Remainder



Section	Overall	L1000	L800	L600	L400	L200
Section Times	1:09.26[2] (0:13.86)	0:55.40[2] (0:10.88)	0:44.52[1] (0:11.16)	0:33.36[1] (0:11.16)	0:22.20[1] (0:10.65)	0:11.55[1] (0:11.55)
Average Speed [km/h]	51.8	66.4	65.0	64.9	67.5	62.5
Top Speed [km/h]	65.4	67.9	67.3	67.3	69.2	65.3
Avg. Dist. to Rail [m]	2.4	2.8	3.4	1.4	2.8	2.8
Avg. Stride Freq. [Hz]	2.2	2.3	2.2	2.3	2.4	2.3
Avg. Stride Length [m]	6.3	7.7	7.7	7.6	7.6	7.3



- [] Ranking at each section and finish
- :-:- No data available at this section
- NA No data available

Horse/Jockey Name	TRIPOD TERROR/Kayla Crowther
Finish Rank	3
Fastest Section Time (Section)	0:10.62 (L400)
Top Speed [km/h] (Section)	69.4 (L600)
Race State	Finished



Thomas Farms RC Murray Bridge SA - Professional

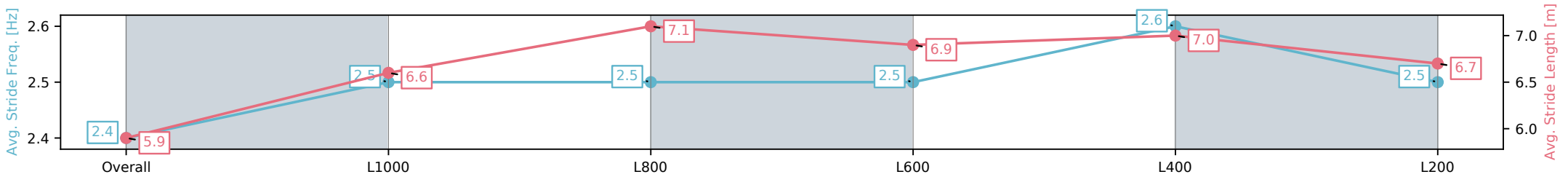
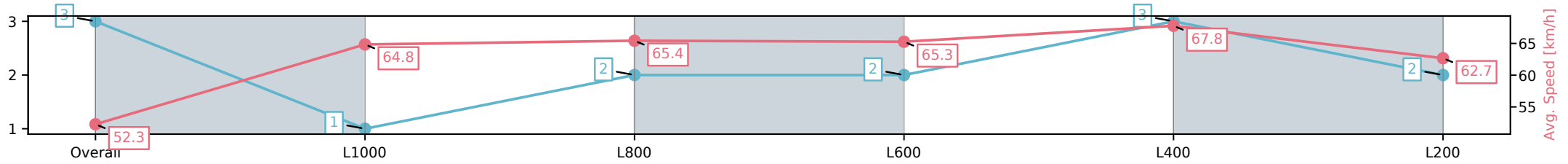
Race 7: Magic Millions SA 3 & 4YO Classic - 1200m

08 March 2025 - 3:52PM

Track Rating: Good 3, Weather: Fine, Rail Position: +3m 1200m
Chute, True Remainder



Section	Overall	L1000	L800	L600	L400	L200
Section Times	1:09.32[3] (0:13.76)	0:55.56[1] (0:11.11)	0:44.45[2] (0:11.12)	0:33.33[2] (0:11.21)	0:22.12[3] (0:10.62)	0:11.50[2] (0:11.50)
Average Speed [km/h]	52.3	64.8	65.4	65.3	67.8	62.7
Top Speed [km/h]	64.1	65.6	66.4	67.8	69.4	65.8
Avg. Dist. to Rail [m]	0.8	1.4	3.9	3.6	5.7	6.0
Avg. Stride Freq. [Hz]	2.4	2.5	2.5	2.5	2.6	2.5
Avg. Stride Length [m]	5.9	6.6	7.1	6.9	7.0	6.7



- [] Ranking at each section and finish
- :-:- No data available at this section
- NA No data available

Horse/Jockey Name	GIVE SOME LIP/Ben Price
Finish Rank	4
Fastest Section Time (Section)	0:10.61 (L400)
Top Speed [km/h] (Section)	68.8 (L600)
Race State	Finished



Thomas Farms RC Murray Bridge SA - Professional

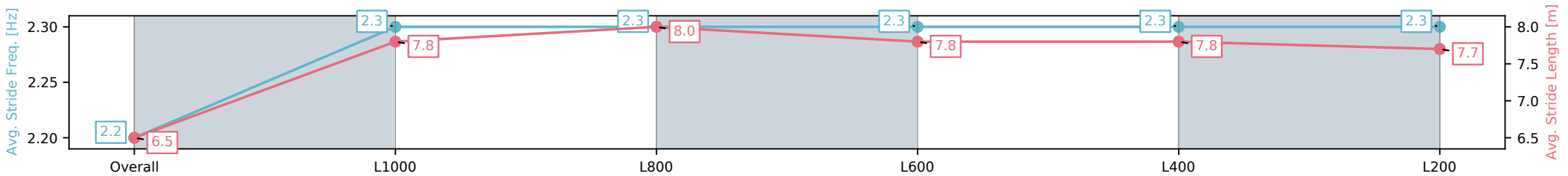
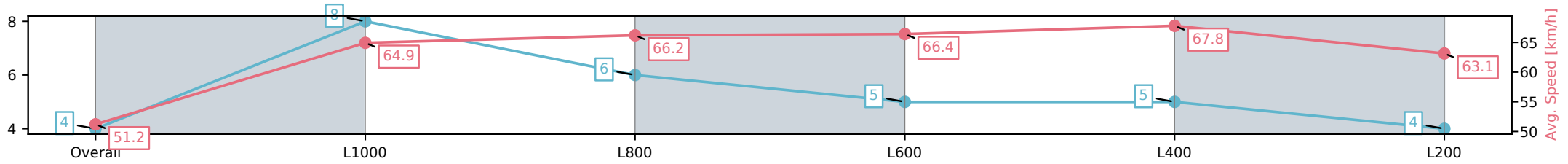
Race 7: Magic Millions SA 3 & 4YO Classic - 1200m

08 March 2025 - 3:52PM

Track Rating: Good 3, Weather: Fine, Rail Position: +3m 1200m
Chute, True Remainder



Section	Overall	L1000	L800	L600	L400	L200
Section Times	1:09.34[4] (0:14.08)	0:55.26[8] (0:11.09)	0:44.17[6] (0:11.05)	0:33.12[5] (0:11.08)	0:22.04[5] (0:10.61)	0:11.43[4] (0:11.43)
Average Speed [km/h]	51.2	64.9	66.2	66.4	67.8	63.1
Top Speed [km/h]	64.5	66.0	66.8	67.8	68.8	66.4
Avg. Dist. to Rail [m]	4.9	4.0	5.8	4.9	8.8	9.4
Avg. Stride Freq. [Hz]	2.2	2.3	2.3	2.3	2.3	2.3
Avg. Stride Length [m]	6.5	7.8	8.0	7.8	7.8	7.7



- [] Ranking at each section and finish
- :-:- No data available at this section
- NA No data available

Horse/Jockey Name	SURPRISE COMING/Jake Toeroek
Finish Rank	5
Fastest Section Time (Section)	0:10.51 (L400)
Top Speed [km/h] (Section)	69.0 (L600)
Race State	Finished



Thomas Farms RC Murray Bridge SA - Professional

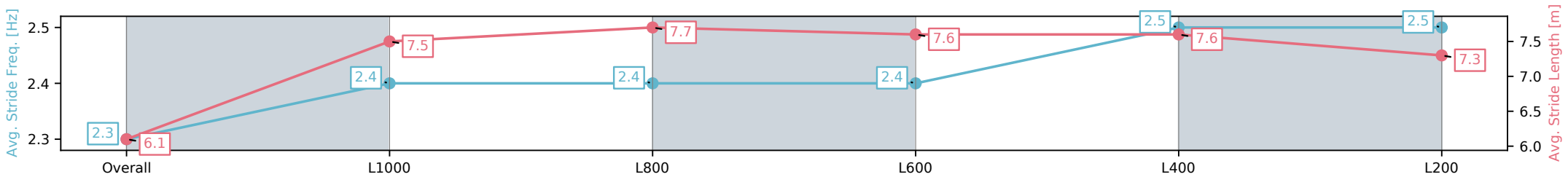
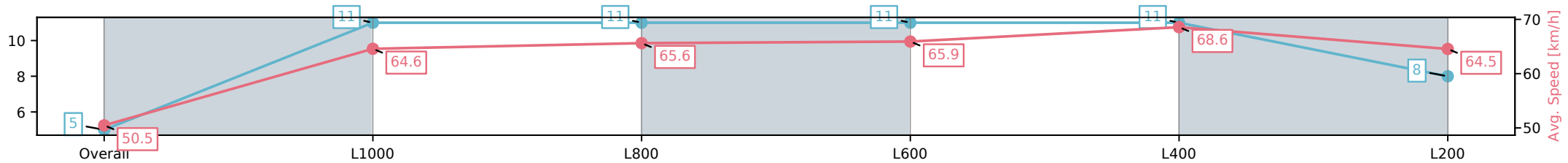
Race 7: Magic Millions SA 3 & 4YO Classic - 1200m

08 March 2025 - 3:52PM

Track Rating: Good 3, Weather: Fine, Rail Position: +3m 1200m
Chute, True Remainder



Section	Overall	L1000	L800	L600	L400	L200
Section Times	1:09.35[5] (0:14.28)	0:55.07[11] (0:11.16)	0:43.91[11] (0:11.09)	0:32.82[11] (0:11.15)	0:21.67[11] (0:10.51)	0:11.16[8] (0:11.16)
Average Speed [km/h]	50.5	64.6	65.6	65.9	68.6	64.5
Top Speed [km/h]	63.3	65.9	66.7	68.5	69.0	67.2
Avg. Dist. to Rail [m]	2.7	1.6	4.0	4.8	8.1	9.3
Avg. Stride Freq. [Hz]	2.3	2.4	2.4	2.4	2.5	2.5
Avg. Stride Length [m]	6.1	7.5	7.7	7.6	7.6	7.3



[] Ranking at each section and finish
 -:-:- No data available at this section
 NA No data available

Horse/Jockey Name	DANCING STORM/Manoel Nunes
Finish Rank	6
Fastest Section Time (Section)	0:10.84 (L400)
Top Speed [km/h] (Section)	67.9 (L600)
Race State	Finished



Thomas Farms RC Murray Bridge SA - Professional

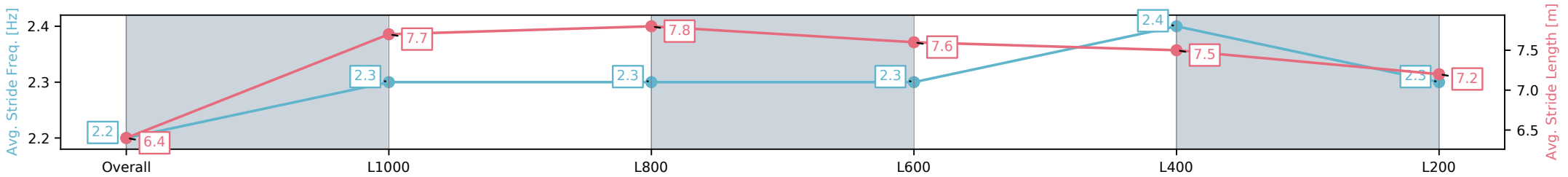
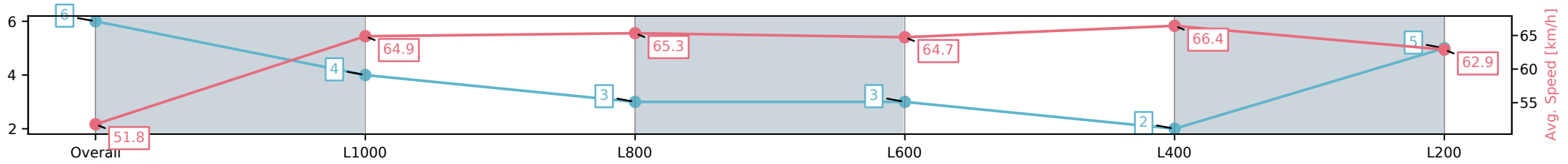
Race 7: Magic Millions SA 3 & 4YO Classic - 1200m

08 March 2025 - 3:52PM

Track Rating: Good 3, Weather: Fine, Rail Position: +3m 1200m
Chute, True Remainder



Section	Overall	L1000	L800	L600	L400	L200
Section Times	1:09.44[6] (0:13.87)	0:55.57[4] (0:11.12)	0:44.45[3] (0:11.05)	0:33.40[3] (0:11.13)	0:22.27[2] (0:10.84)	0:11.43[5] (0:11.43)
Average Speed [km/h]	51.8	64.9	65.3	64.7	66.4	62.9
Top Speed [km/h]	64.7	67.2	67.3	65.7	67.9	65.5
Avg. Dist. to Rail [m]	3.1	1.0	1.3	0.5	2.1	3.1
Avg. Stride Freq. [Hz]	2.2	2.3	2.3	2.3	2.4	2.3
Avg. Stride Length [m]	6.4	7.7	7.8	7.6	7.5	7.2



- [] Ranking at each section and finish
- :-:- No data available at this section
- NA No data available

Horse/Jockey Name	MESROUR/Alana Livesey
Finish Rank	7
Fastest Section Time (Section)	0:10.67 (L400)
Top Speed [km/h] (Section)	69.4 (L800)
Race State	Finished



Thomas Farms RC Murray Bridge SA - Professional

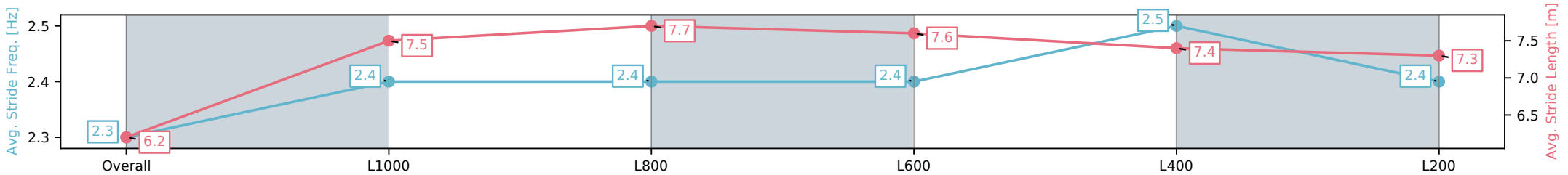
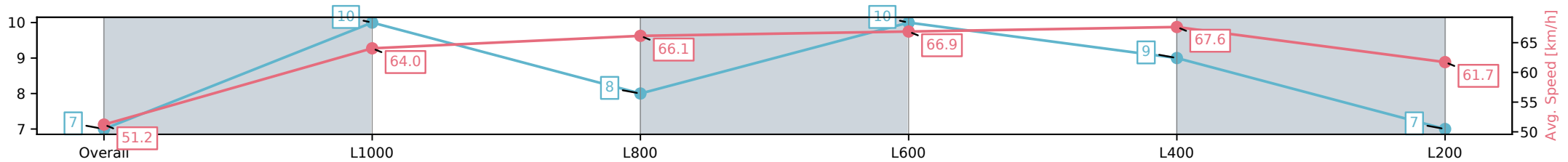
Race 7: Magic Millions SA 3 & 4YO Classic - 1200m

08 March 2025 - 3:52PM

Track Rating: Good 3, Weather: Fine, Rail Position: +3m 1200m
Chute, True Remainder



Section	Overall	L1000	L800	L600	L400	L200
Section Times	1:09.82[7] (0:14.08)	0:55.74[10] (0:11.25)	0:44.49[8] (0:11.10)	0:33.39[10] (0:11.09)	0:22.30[9] (0:10.67)	0:11.63[7] (0:11.63)
Average Speed [km/h]	51.2	64.0	66.1	66.9	67.6	61.7
Top Speed [km/h]	64.0	65.6	66.8	69.4	69.4	66.1
Avg. Dist. to Rail [m]	3.1	3.8	6.6	6.9	10.1	9.7
Avg. Stride Freq. [Hz]	2.3	2.4	2.4	2.4	2.5	2.4
Avg. Stride Length [m]	6.2	7.5	7.7	7.6	7.4	7.3



- [] Ranking at each section and finish
- :-:- No data available at this section
- NA No data available

Horse/Jockey Name	THE JOURNO/Jacob Opperman
Finish Rank	8
Fastest Section Time (Section)	0:10.68 (L400)
Top Speed [km/h] (Section)	69.0 (L600)
Race State	Finished



Thomas Farms RC Murray Bridge SA - Professional

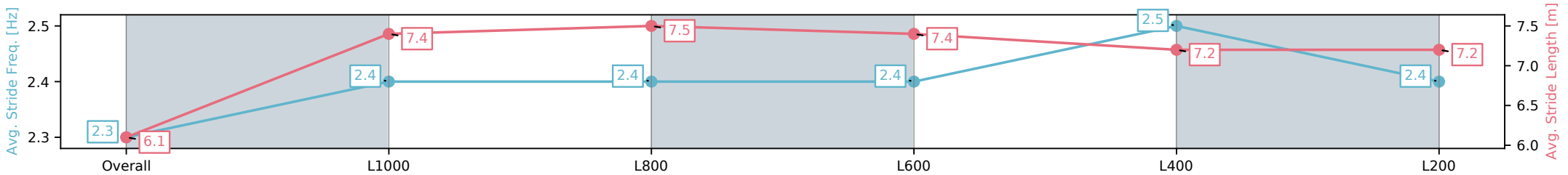
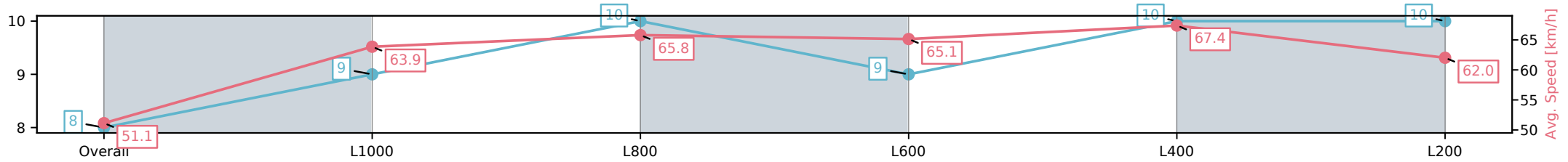
Race 7: Magic Millions SA 3 & 4YO Classic - 1200m

08 March 2025 - 3:52PM

Track Rating: Good 3, Weather: Fine, Rail Position: +3m 1200m
Chute, True Remainder



Section	Overall	L1000	L800	L600	L400	L200
Section Times	1:09.85[8] (0:14.08)	0:55.77[9] (0:11.28)	0:44.48[10] (0:11.04)	0:33.44[9] (0:11.16)	0:22.28[10] (0:10.68)	0:11.60[10] (0:11.60)
Average Speed [km/h]	51.1	63.9	65.8	65.1	67.4	62.0
Top Speed [km/h]	64.1	65.1	66.9	66.3	69.0	65.4
Avg. Dist. to Rail [m]	2.6	1.5	3.5	2.0	3.7	3.4
Avg. Stride Freq. [Hz]	2.3	2.4	2.4	2.4	2.5	2.4
Avg. Stride Length [m]	6.1	7.4	7.5	7.4	7.2	7.2



- [] Ranking at each section and finish
- :-:- No data available at this section
- NA No data available

Horse/Jockey Name	TAKING OMAHA/Taylor Johnstone
Finish Rank	9
Fastest Section Time (Section)	0:10.71 (L400)
Top Speed [km/h] (Section)	68.5 (L600)
Race State	Finished



Thomas Farms RC Murray Bridge SA - Professional

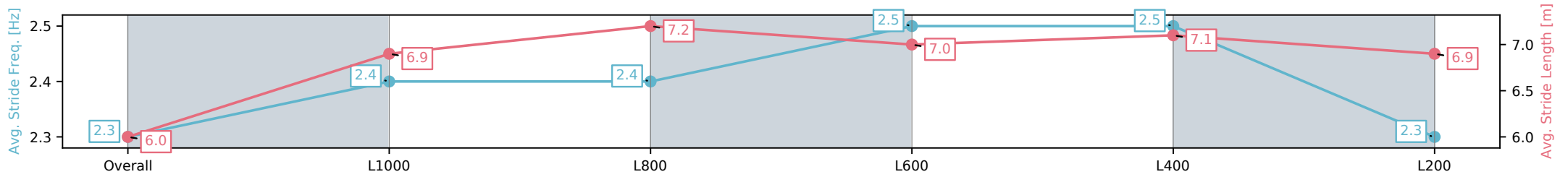
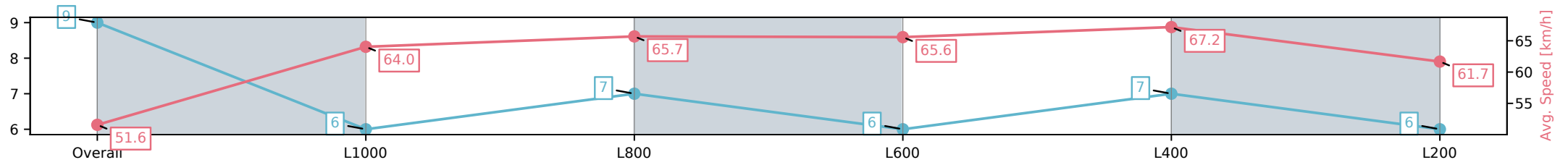
Race 7: Magic Millions SA 3 & 4YO Classic - 1200m

08 March 2025 - 3:52PM

Track Rating: Good 3, Weather: Fine, Rail Position: +3m 1200m
Chute, True Remainder



Section	Overall	L1000	L800	L600	L400	L200
Section Times	1:09.85[9] (0:13.96)	0:55.89[6] (0:11.27)	0:44.62[7] (0:11.08)	0:33.54[6] (0:11.17)	0:22.37[7] (0:10.71)	0:11.66[6] (0:11.66)
Average Speed [km/h]	51.6	64.0	65.7	65.6	67.2	61.7
Top Speed [km/h]	62.6	65.0	67.0	67.3	68.5	65.5
Avg. Dist. to Rail [m]	1.4	2.4	4.5	3.9	6.4	6.5
Avg. Stride Freq. [Hz]	2.3	2.4	2.4	2.5	2.5	2.3
Avg. Stride Length [m]	6.0	6.9	7.2	7.0	7.1	6.9



[] Ranking at each section and finish
 -:-:- No data available at this section
 NA No data available

Horse/Jockey Name	MINE ALL MINE/Connor Murtagh
Finish Rank	10
Fastest Section Time (Section)	0:10.74 (L400)
Top Speed [km/h] (Section)	68.4 (L600)
Race State	Finished



Thomas Farms RC Murray Bridge SA - Professional

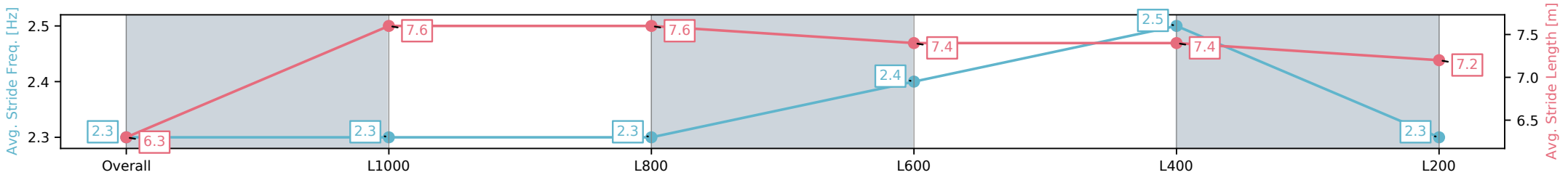
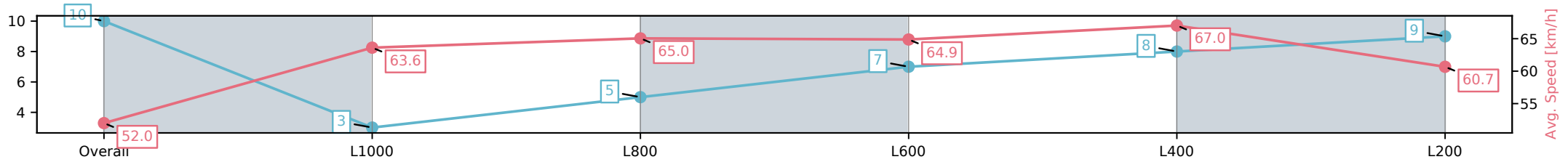
Race 7: Magic Millions SA 3 & 4YO Classic - 1200m

08 March 2025 - 3:52PM

Track Rating: Good 3, Weather: Fine, Rail Position: +3m 1200m
Chute, True Remainder



Section	Overall	L1000	L800	L600	L400	L200
Section Times	1:10.11[10] (0:13.87)	0:56.24[3] (0:11.28)	0:44.95[5] (0:11.17)	0:33.78[7] (0:11.16)	0:22.62[8] (0:10.74)	0:11.88[9] (0:11.88)
Average Speed [km/h]	52.0	63.6	65.0	64.9	67.0	60.7
Top Speed [km/h]	62.7	65.9	67.5	67.6	68.4	64.5
Avg. Dist. to Rail [m]	0.6	1.4	3.1	1.7	5.9	6.5
Avg. Stride Freq. [Hz]	2.3	2.3	2.3	2.4	2.5	2.3
Avg. Stride Length [m]	6.3	7.6	7.6	7.4	7.4	7.2



- [] Ranking at each section and finish
- :-:- No data available at this section
- NA No data available

Horse/Jockey Name	DODD/Alana Kelly
Finish Rank	11
Fastest Section Time (Section)	0:10.92 (L400)
Top Speed [km/h] (Section)	67.0 (L600)
Race State	Finished



Thomas Farms RC Murray Bridge SA - Professional

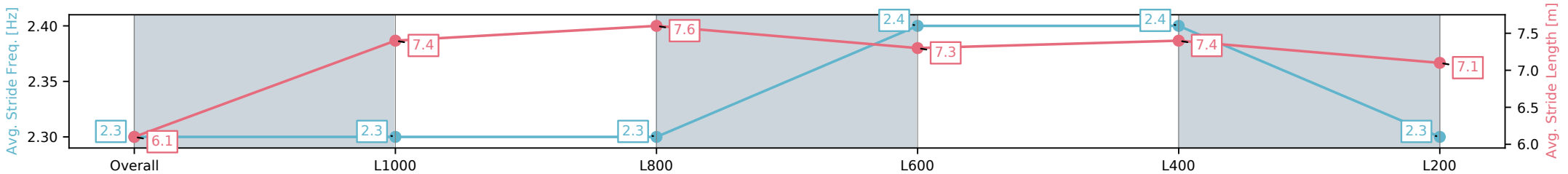
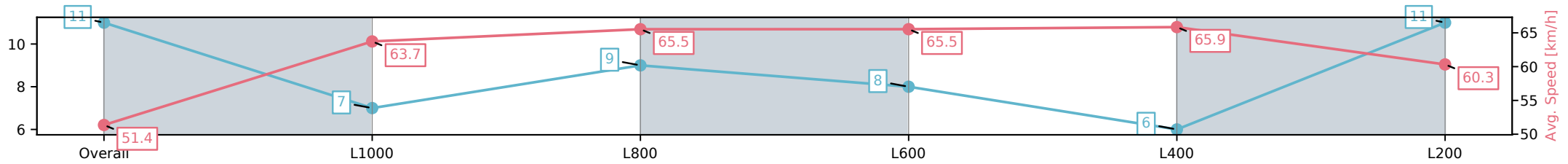
Race 7: Magic Millions SA 3 & 4YO Classic - 1200m

08 March 2025 - 3:52PM

Track Rating: Good 3, Weather: Fine, Rail Position: +3m 1200m
Chute, True Remainder



Section	Overall	L1000	L800	L600	L400	L200
Section Times	1:10.32[11] (0:14.03)	0:56.29[7] (0:11.30)	0:44.99[9] (0:11.04)	0:33.95[8] (0:11.08)	0:22.87[6] (0:10.92)	0:11.95[11] (0:11.95)
Average Speed [km/h]	51.4	63.7	65.5	65.5	65.9	60.3
Top Speed [km/h]	64.3	65.3	66.3	66.4	67.0	64.1
Avg. Dist. to Rail [m]	1.4	0.7	2.3	1.9	3.9	3.8
Avg. Stride Freq. [Hz]	2.3	2.3	2.3	2.4	2.4	2.3
Avg. Stride Length [m]	6.1	7.4	7.6	7.3	7.4	7.1



- [] Ranking at each section and finish
- :-:- No data available at this section
- NA No data available