



RACINGSA

Thomas Farms RC Murray Bridge SA
Race 6: Marshall and Brougham Constructions Handicap - 1800m
08 March 2025 - 3:09PM



Murray Bridge
Racing Club

Track Rating: Good 3, Weather: Fine, Rail Position: +3m 1200m Chute, True Remainder

Table with columns: Section, Field Times, Position, #, Horse/Jockey, Barrier, Top Speed [km/h], Fastest Section, First 400m, Overall, L1600, L1400, L1200, L1000, L800, Distance Travelled From Winner [m]. Rows include horses like GAWNSKI, FANMALIA, LAKE'S FOLLY, SHAKESPEARE, HATEECH, THE BACK PAGE, TITAN RISING, and BONA FIDE STAR.

Scratched: Exalted Fire (#1), Eureka's Victory (#3), Tipsy Vixen (#5), Running On Time (#10), Hayai Mesu (#12)

- [ ] Position in running at each section and finish
# Saddle cloth number
-:-:- No data available at this section
DNF Did not finish
NA No data available
DNT Did not track
Background shading for fastest section



RACINGSA

Thomas Farms RC Murray Bridge SA  
Race 6: Marshall and Brougham Constructions Handicap - 1800m  
08 March 2025 - 3:09PM



Murray Bridge  
Racing Club

Track Rating: Good 3, Weather: Fine, Rail Position: +3m 1200m Chute, True Remainder

Section  
Field Times

L600 0:34.67 (0:11.72)  
L400 0:22.94 (0:11.41)  
L200 0:11.54 (0:11.54)

Position	#	Horse/Jockey	Barrier	Top Speed [km/h]	Fastest Section	First 400m	L600	L400	L200	Margin	Distance Travelled From Winner [m]
1	4	<b>GAWSKI</b> Todd Pannell	1	64.8 600-400	0:11.24 400-200	0:26.39	0:34.26 [3] (0:11.48)	0:22.78 [3] (0:11.24)	0:11.54 [1] (0:11.54)	1:50.21	
2	7	<b>FANMALIA</b> Teagan Voorham	9	65.7 600-400	0:11.10 400-200	0:27.48	0:33.91 [8] (0:11.23)	0:22.68 [6] (0:11.10)	0:11.58 [4] (0:11.57)	1.32L	-4
3	2	<b>LAKE'S FOLLY</b> Logan Bates	5	63.9 600-400	0:11.32 400-200	0:26.72	0:34.77 [2] (0:11.64)	0:23.13 [2] (0:11.32)	0:11.81 [2] (0:11.81)	1.75L	+1
4	6	<b>SHAKESPEARE</b> Caitlin Jones	6	64.8 600-400	0:11.20 400-200	0:26.81	0:34.37 [5] (0:11.49)	0:22.88 [5] (0:11.20)	0:11.68 [5] (0:11.68)	2.28L	-1
5	9	<b>HATEECH</b> Rochelle Milnes	8	63.5 600-400	0:11.45 400-200	0:26.27	0:35.21 [1] (0:11.72)	0:23.49 [1] (0:11.45)	0:12.04 [3] (0:12.04)	3.55L	-8
6	8	<b>THE BACK PAGE</b> Ben Price	7	65.2 800-600	0:11.22 400-200	0:26.99	0:34.50 [6] (0:11.39)	0:23.11 [7] (0:11.22)	0:11.89 [6] (0:11.89)	4.82L	+3
7	13	<b>TITAN RISING</b> Justin Potter	4	63.7 800-600	0:11.54 400-200	0:26.27	0:35.45 [4] (0:11.55)	0:23.90 [4] (0:11.54)	0:12.36 [6] (0:12.36)	7.85L	-6
8	11	<b>BONA FIDE STAR</b> Alana Livesey	3	63.3 800-600	0:11.79 600-400	0:26.67	0:36.35 [7] (0:11.79)	0:24.56 [8] (0:11.90)	0:12.66 [8] (0:12.66)	16.89L	-2

Scratched: Exalted Fire (#1), Eureka's Victory (#3), Tipsy Vixen (#5), Running On Time (#10), Hayai Mesu (#12)

- [ ] Position in running at each section and finish
- #: Saddle cloth number
- :--:-- No data available at this section
- DNF Did not finish
- NA No data available
- DNT Did not track
- █ Background shading for fastest section

Horse/Jockey Name	GAWNSKI/Todd Pannell
Finish Rank	1
Fastest Section Time (Section)	0:11.24 (L400)
Top Speed [km/h] (Section)	64.8 (L600)
Race State	Finished



### Thomas Farms RC Murray Bridge SA - Professional

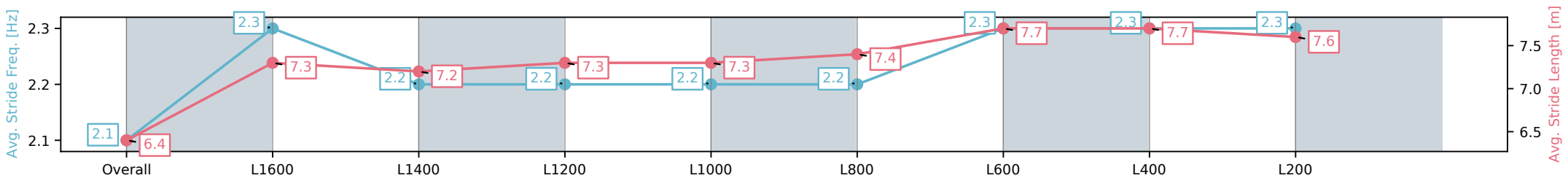
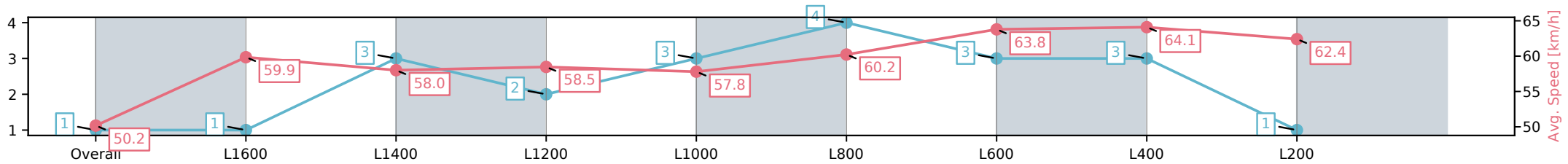
#### Race 6: Marshall and Brougham Constructions Handicap - 1800m

08 March 2025 - 3:09PM

Track Rating: Good 3, Weather: Fine, Rail Position: +3m 1200m  
Chute, True Remainder



Section	Overall	L1600	L1400	L1200	L1000	L800	L600	L400	L200
Section Times	1:50.21[1] (0:14.34)	1:35.87[1] (0:12.05)	1:23.82[3] (0:12.38)	1:11.44[2] (0:12.34)	0:59.10[3] (0:12.68)	0:46.42[4] (0:12.16)	0:34.26[3] (0:11.48)	0:22.78[3] (0:11.24)	0:11.54[1] (0:11.54)
Average Speed [km/h]	50.2	59.9	58.0	58.5	57.8	60.2	63.8	64.1	62.4
Top Speed [km/h]	58.2	60.7	60.1	58.9	58.7	62.2	64.4	64.8	63.6
Avg. Dist. to Rail [m]	1.0	1.5	1.5	2.2	3.3	3.6	3.9	6.2	8.5
Avg. Stride Freq. [Hz]	2.1	2.3	2.2	2.2	2.2	2.2	2.3	2.3	2.3
Avg. Stride Length [m]	6.4	7.3	7.2	7.3	7.3	7.4	7.7	7.7	7.6



- [ ] Ranking at each section and finish
- :-:- No data available at this section
- NA No data available

Horse/Jockey Name	FANMALIA/Teagan Voorham
Finish Rank	2
Fastest Section Time (Section)	0:11.10 (L400)
Top Speed [km/h] (Section)	65.7 (L600)
Race State	Finished



### Thomas Farms RC Murray Bridge SA - Professional

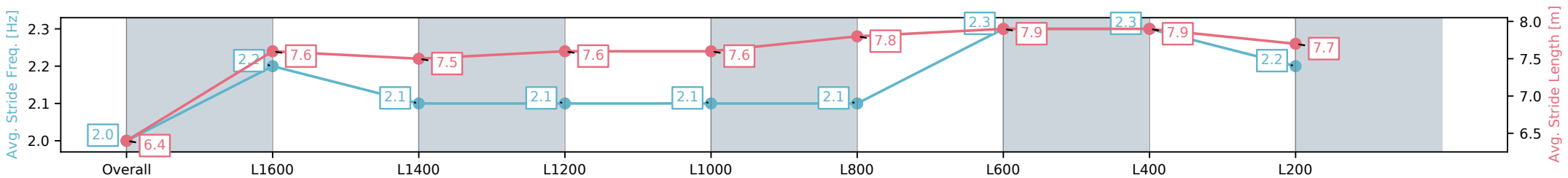
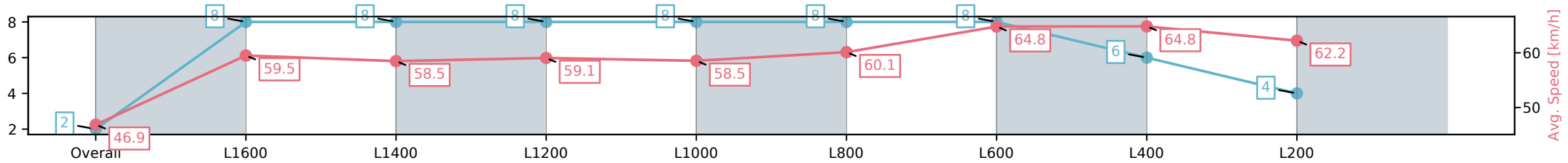
#### Race 6: Marshall and Brougham Constructions Handicap - 1800m

08 March 2025 - 3:09PM

Track Rating: Good 3, Weather: Fine, Rail Position: +3m 1200m  
Chute, True Remainder



Section	Overall	L1600	L1400	L1200	L1000	L800	L600	L400	L200
Section Times	1:50.41[2] (0:15.37)	1:35.04[8] (0:12.11)	1:22.93[8] (0:12.31)	1:10.62[8] (0:12.20)	0:58.42[8] (0:12.39)	0:46.03[8] (0:12.12)	0:33.91[8] (0:11.23)	0:22.68[6] (0:11.10)	0:11.58[4] (0:11.57)
Average Speed [km/h]	46.9	59.5	58.5	59.1	58.5	60.1	64.8	64.8	62.2
Top Speed [km/h]	57.1	60.7	60.6	60.1	59.5	62.3	65.4	65.7	64.5
Avg. Dist. to Rail [m]	5.6	2.1	1.8	1.6	1.7	2.2	2.4	5.3	9.8
Avg. Stride Freq. [Hz]	2.0	2.2	2.1	2.1	2.1	2.1	2.3	2.3	2.2
Avg. Stride Length [m]	6.4	7.6	7.5	7.6	7.6	7.6	7.8	7.9	7.7



Report Created: Sat 08 March 2025 16:06:10 GMT+11 (Note: Timing is based on positional data)

[ ] Ranking at each section and finish  
 -:-:- No data available at this section  
 NA No data available

Horse/Jockey Name	LAKE'S FOLLY/Logan Bates
Finish Rank	3
Fastest Section Time (Section)	0:11.32 (L400)
Top Speed [km/h] (Section)	63.9 (L600)
Race State	Finished



### Thomas Farms RC Murray Bridge SA - Professional

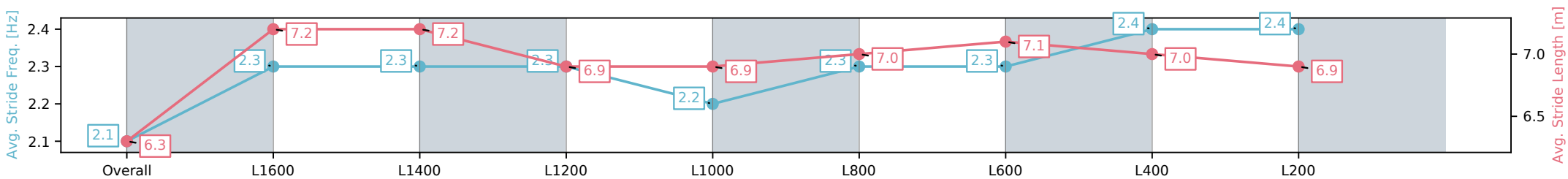
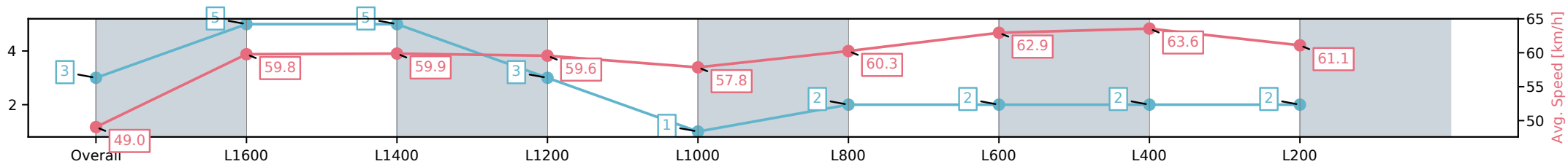
#### Race 6: Marshall and Brougham Constructions Handicap - 1800m

08 March 2025 - 3:09PM

Track Rating: Good 3, Weather: Fine, Rail Position: +3m 1200m  
Chute, True Remainder



Section	Overall	L1600	L1400	L1200	L1000	L800	L600	L400	L200
Section Times	1:50.48[3] (0:14.68)	1:35.80[5] (0:12.04)	1:23.76[5] (0:12.07)	1:11.69[3] (0:12.07)	0:59.62[1] (0:12.67)	0:46.95[2] (0:12.18)	0:34.77[2] (0:11.64)	0:23.13[2] (0:11.32)	0:11.81[2] (0:11.81)
Average Speed [km/h]	49.0	59.8	59.9	59.6	57.8	60.3	62.9	63.6	61.1
Top Speed [km/h]	58.2	61.2	62.2	62.4	58.7	62.0	63.6	63.9	62.9
Avg. Dist. to Rail [m]	3.4	2.9	2.9	3.3	3.4	4.0	3.7	5.7	7.8
Avg. Stride Freq. [Hz]	2.1	2.3	2.3	2.3	2.2	2.3	2.3	2.4	2.4
Avg. Stride Length [m]	6.3	7.2	7.2	6.9	6.9	7.0	7.1	7.0	6.9



- [ ] Ranking at each section and finish
- :-:- No data available at this section
- NA No data available

Horse/Jockey Name	SHAKESPEARE/Caitlin Jones
Finish Rank	4
Fastest Section Time (Section)	0:11.20 (L400)
Top Speed [km/h] (Section)	64.8 (L600)
Race State	Finished



### Thomas Farms RC Murray Bridge SA - Professional

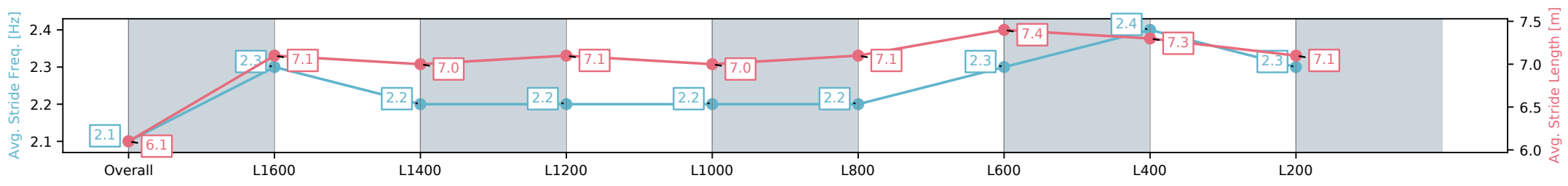
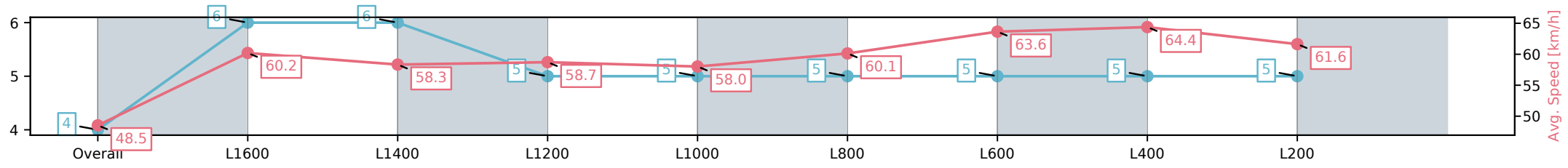
#### Race 6: Marshall and Brougham Constructions Handicap - 1800m

08 March 2025 - 3:09PM

Track Rating: Good 3, Weather: Fine, Rail Position: +3m 1200m  
Chute, True Remainder



Section	Overall	L1600	L1400	L1200	L1000	L800	L600	L400	L200
Section Times	1:50.56[4] (0:14.85)	1:35.71[6] (0:11.96)	1:23.75[6] (0:12.35)	1:11.40[5] (0:12.26)	0:59.14[5] (0:12.59)	0:46.55[5] (0:12.18)	0:34.37[5] (0:11.49)	0:22.88[5] (0:11.20)	0:11.68[5] (0:11.68)
Average Speed [km/h]	48.5	60.2	58.3	58.7	58.0	60.1	63.6	64.4	61.6
Top Speed [km/h]	58.9	60.9	60.5	59.2	58.9	61.8	64.5	64.8	63.7
Avg. Dist. to Rail [m]	3.9	1.4	1.1	1.5	2.7	3.4	3.8	7.3	11.2
Avg. Stride Freq. [Hz]	2.1	2.3	2.2	2.2	2.2	2.2	2.3	2.4	2.3
Avg. Stride Length [m]	6.1	7.1	7.0	7.1	7.0	7.1	7.4	7.3	7.1



[ ] Ranking at each section and finish  
 -:-:- No data available at this section  
 NA No data available

Horse/Jockey Name	HATEECH/Rochelle Milnes
Finish Rank	5
Fastest Section Time (Section)	0:11.45 (L400)
Top Speed [km/h] (Section)	63.5 (L600)
Race State	Finished



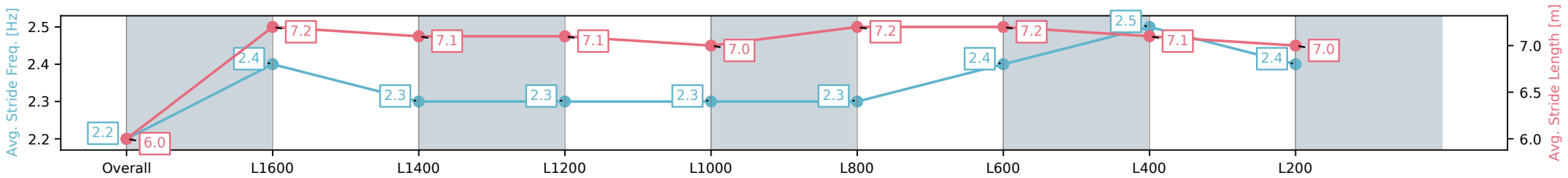
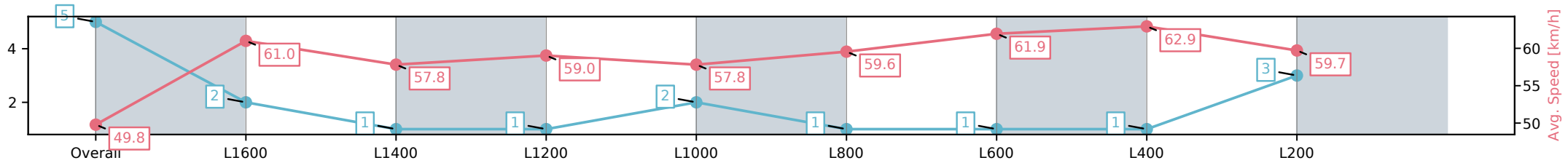
Thomas Farms RC Murray Bridge SA - Professional  
 Race 6: Marshall and Brougham Constructions Handicap - 1800m



08 March 2025 - 3:09PM

Track Rating: Good 3, Weather: Fine, Rail Position: +3m 1200m  
 Chute, True Remainder

Section	Overall	L1600	L1400	L1200	L1000	L800	L600	L400	L200
Section Times	1:50.75[5] (0:14.48)	1:36.27[2] (0:11.79)	1:24.48[1] (0:12.46)	1:12.02[1] (0:12.19)	0:59.83[2] (0:12.46)	0:47.37[1] (0:12.16)	0:35.21[1] (0:11.72)	0:23.49[1] (0:11.45)	0:12.04[3] (0:12.04)
Average Speed [km/h]	49.8	61.0	57.8	59.0	57.8	59.6	61.9	62.9	59.7
Top Speed [km/h]	59.8	62.3	59.7	59.9	58.3	61.8	63.2	63.5	61.8
Avg. Dist. to Rail [m]	4.6	2.4	0.4	0.6	0.3	1.1	2.1	3.9	6.5
Avg. Stride Freq. [Hz]	2.2	2.4	2.3	2.3	2.3	2.3	2.4	2.5	2.4
Avg. Stride Length [m]	6.0	7.2	7.1	7.1	7.0	7.2	7.2	7.1	7.0



- [ ] Ranking at each section and finish
- :-:- No data available at this section
- NA No data available

Horse/Jockey Name	THE BACK PAGE/Ben Price
Finish Rank	6
Fastest Section Time (Section)	0:11.22 (L400)
Top Speed [km/h] (Section)	65.2 (L800)
Race State	Finished



### Thomas Farms RC Murray Bridge SA - Professional

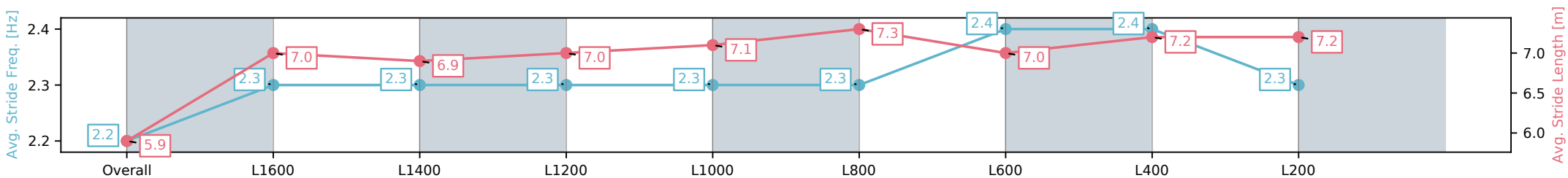
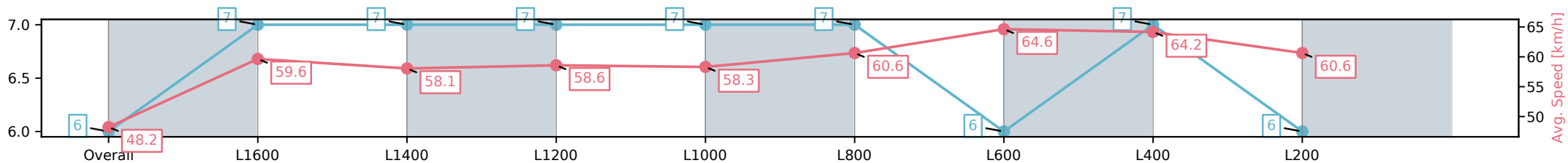
#### Race 6: Marshall and Brougham Constructions Handicap - 1800m

08 March 2025 - 3:09PM

Track Rating: Good 3, Weather: Fine, Rail Position: +3m 1200m  
Chute, True Remainder



Section	Overall	L1600	L1400	L1200	L1000	L800	L600	L400	L200
Section Times	1:50.95[6] (0:14.92)	1:36.03[7] (0:12.07)	1:23.96[7] (0:12.40)	1:11.56[7] (0:12.32)	0:59.24[7] (0:12.57)	0:46.66[7] (0:12.16)	0:34.50[6] (0:11.39)	0:23.11[7] (0:11.22)	0:11.89[6] (0:11.89)
Average Speed [km/h]	48.2	59.6	58.1	58.6	58.3	60.6	64.6	64.2	60.6
Top Speed [km/h]	56.5	63.2	60.3	59.5	59.0	64.3	65.2	65.1	62.5
Avg. Dist. to Rail [m]	5.3	3.3	2.4	2.6	3.9	4.6	5.0	8.5	11.1
Avg. Stride Freq. [Hz]	2.2	2.3	2.3	2.3	2.3	2.3	2.4	2.4	2.3
Avg. Stride Length [m]	5.9	7.0	6.9	7.0	7.1	7.3	7.0	7.2	7.2



- [ ] Ranking at each section and finish
- :-:- No data available at this section
- NA No data available



Horse/Jockey Name	TITAN RISING/Justin Potter
Finish Rank	7
Fastest Section Time (Section)	0:11.54 (L400)
Top Speed [km/h] (Section)	63.7 (L800)
Race State	Finished



### Thomas Farms RC Murray Bridge SA - Professional

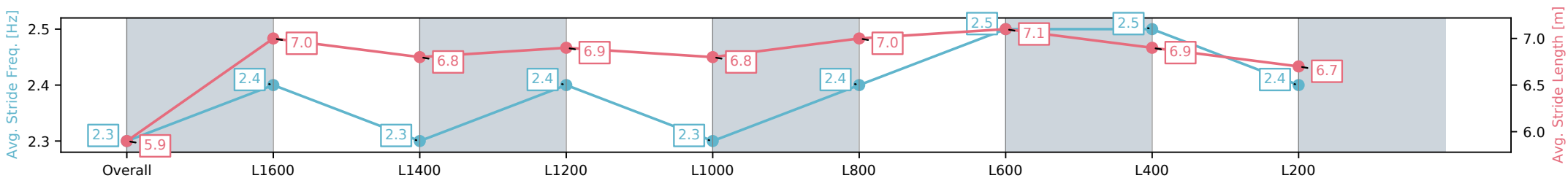
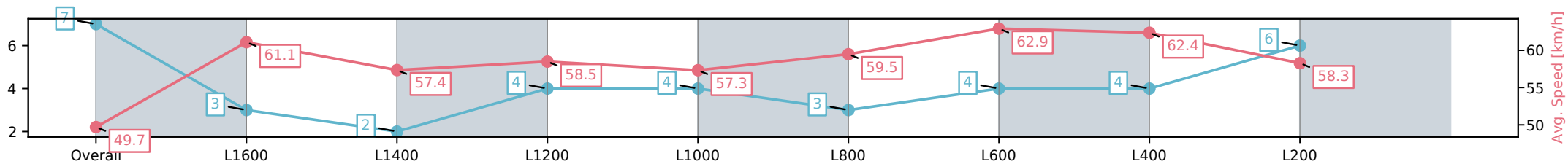
#### Race 6: Marshall and Brougham Constructions Handicap - 1800m

08 March 2025 - 3:09PM

Track Rating: Good 3, Weather: Fine, Rail Position: +3m 1200m  
Chute, True Remainder



Section	Overall	L1600	L1400	L1200	L1000	L800	L600	L400	L200
Section Times	1:51.42[7] (0:14.49)	1:36.93[3] (0:11.78)	1:25.15[2] (0:12.56)	1:12.59[4] (0:12.31)	1:00.28[4] (0:12.61)	0:47.67[3] (0:12.22)	0:35.45[4] (0:11.55)	0:23.90[4] (0:11.54)	0:12.36[6] (0:12.36)
Average Speed [km/h]	49.7	61.1	57.4	58.5	57.3	59.5	62.9	62.4	58.3
Top Speed [km/h]	59.0	63.0	59.2	59.6	58.0	61.4	63.7	63.1	60.5
Avg. Dist. to Rail [m]	2.6	1.8	0.3	0.5	0.8	1.8	2.2	3.1	3.6
Avg. Stride Freq. [Hz]	2.3	2.4	2.3	2.4	2.3	2.4	2.5	2.5	2.4
Avg. Stride Length [m]	5.9	7.0	6.8	6.9	6.8	7.0	7.1	6.9	6.7



- [ ] Ranking at each section and finish
- :-:- No data available at this section
- NA No data available

Horse/Jockey Name	BONA FIDE STAR/Alana Livesey
Finish Rank	8
Fastest Section Time (Section)	0:11.79 (L600)
Top Speed [km/h] (Section)	63.3 (L800)
Race State	Finished



Thomas Farms RC Murray Bridge SA - Professional

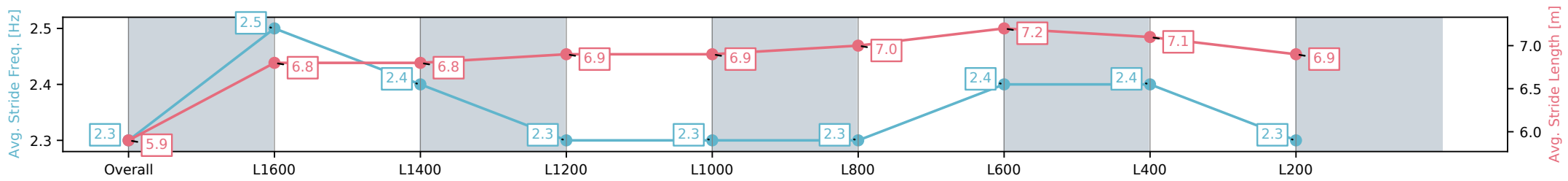
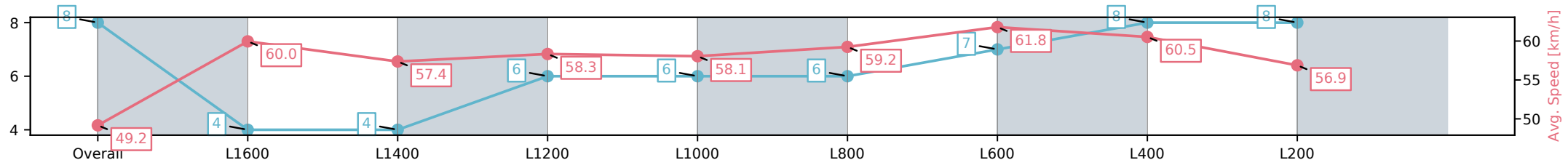
Race 6: Marshall and Brougham Constructions Handicap - 1800m

08 March 2025 - 3:09PM

Track Rating: Good 3, Weather: Fine, Rail Position: +3m 1200m Chute, True Remainder



Section	Overall	L1600	L1400	L1200	L1000	L800	L600	L400	L200
Section Times	1:52.81[8] (0:14.66)	1:38.15[4] (0:12.01)	1:26.14[4] (0:12.53)	1:13.61[6] (0:12.37)	1:01.24[6] (0:12.56)	0:48.68[6] (0:12.33)	0:36.35[7] (0:11.79)	0:24.56[8] (0:11.90)	0:12.66[8] (0:12.66)
Average Speed [km/h]	49.2	60.0	57.4	58.3	58.1	59.2	61.8	60.5	56.9
Top Speed [km/h]	58.3	60.6	60.0	59.2	59.0	60.8	63.3	62.2	59.0
Avg. Dist. to Rail [m]	1.8	1.9	1.7	1.9	2.5	2.9	3.3	6.9	9.1
Avg. Stride Freq. [Hz]	2.3	2.5	2.4	2.3	2.3	2.3	2.4	2.4	2.3
Avg. Stride Length [m]	5.9	6.8	6.8	6.9	6.9	7.0	7.2	7.1	6.9



[ ] Ranking at each section and finish  
 -:-:- No data available at this section  
 NA No data available